



US00D811939S

(12) **United States Design Patent**
Lee

(10) **Patent No.:** **US D811,939 S**
(45) **Date of Patent:** **** Mar. 6, 2018**

(54) **MOTOR CAR**

D658,545 S * 5/2012 Van Braeckel D12/91
D690,619 S * 10/2013 Jelec D12/91
D731,922 S * 6/2015 Beaven D12/91

(71) Applicant: **Bentley Motors Limited**, Cheshire
(GB)

FOREIGN PATENT DOCUMENTS

(72) Inventor: **Sang Yup Lee**, Chester (GB)

EM 002000075-0001 5/2012

(73) Assignee: **Bentley Motors Limited**, Crewe
Cheshire (GB)

OTHER PUBLICATIONS

(**) Term: **15 Years**

(4) Digital Images, three (3) pages from European Design Reg. No.
002000075 Published Mar. 6, 2014.

(21) Appl. No.: **29/556,451**

* cited by examiner

(22) Filed: **Mar. 1, 2016**

Primary Examiner — Melody N Brown

(30) **Foreign Application Priority Data**

(74) *Attorney, Agent, or Firm* — John A. Yirga, Esq.;
Tarolli, Sundheim, Covell & Tummino LLP

Sep. 2, 2015 (EM) 002764738

(51) **LOC (11) Cl.** **12-08**

(52) **U.S. Cl.**
USPC **D12/91**

(58) **Field of Classification Search**
USPC D12/86, 90-92, 88; D21/421, 433, 434;
296/181.1, 181.5
CPC B62D 35/00; B62D 25/00; B62D 25/06;
B62D 33/00
See application file for complete search history.

(57) **CLAIM**

The ornamental design for a motor car, as shown and described.

DESCRIPTION


FIG. 1 is a front elevation view of a motor car;
FIG. 2 is a front perspective view thereof;
FIG. 3 is a left side elevation view thereof;
FIG. 4 is a right side elevation view thereof;
FIG. 5 is a rear perspective view thereof;
FIG. 6 is a rear elevation view thereof; and,
FIG. 7 is a top plan view thereof.
The portions of the wheels shown in broken lines throughout the drawing views are for illustrative purposes only and form no part of the claimed design.

(56) **References Cited**

U.S. PATENT DOCUMENTS

D574,752 S * 8/2008 van Braeckel D12/92
D623,989 S * 9/2010 Turner D12/92

1 Claim, 7 Drawing Sheets






FIG. 1

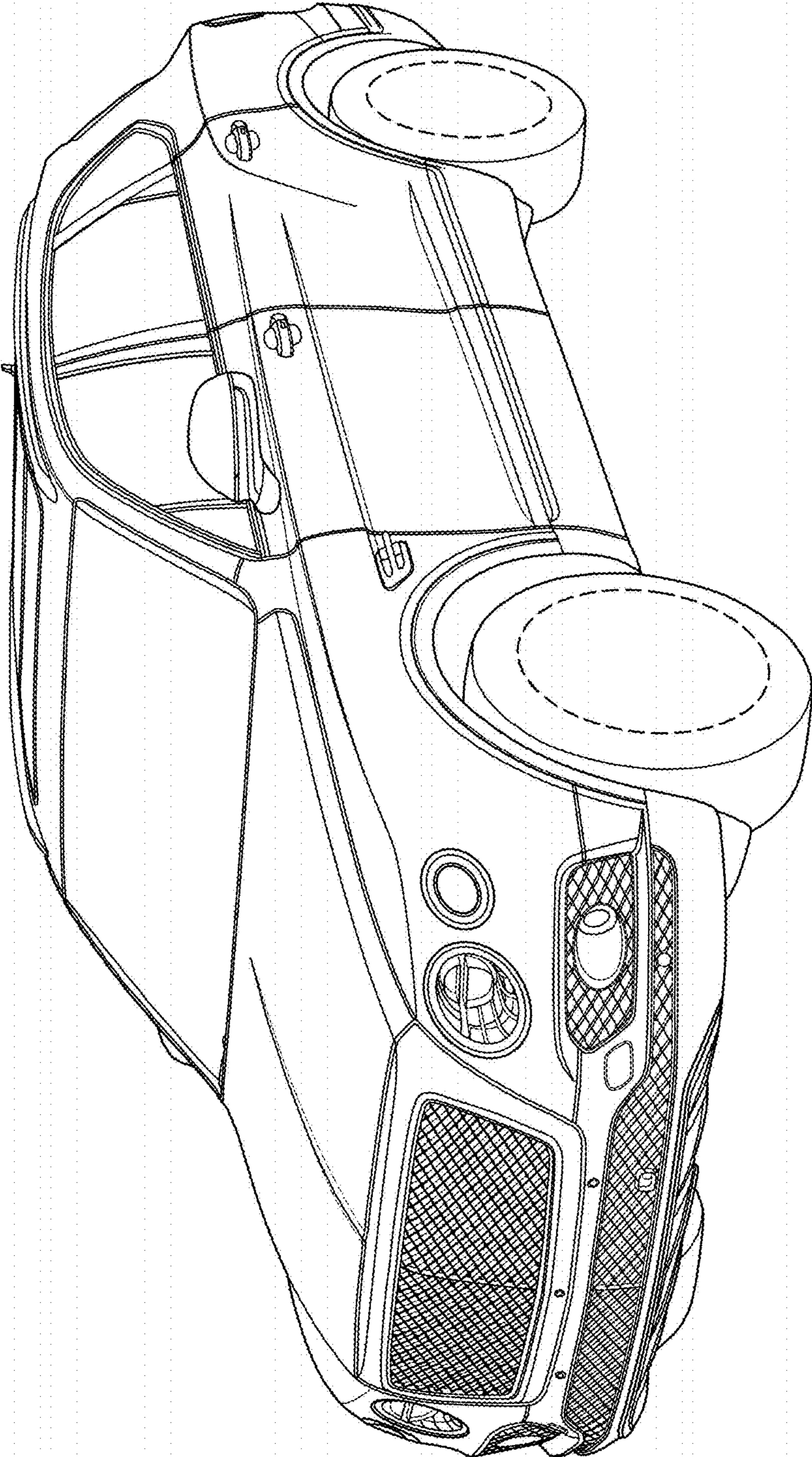


FIG. 2

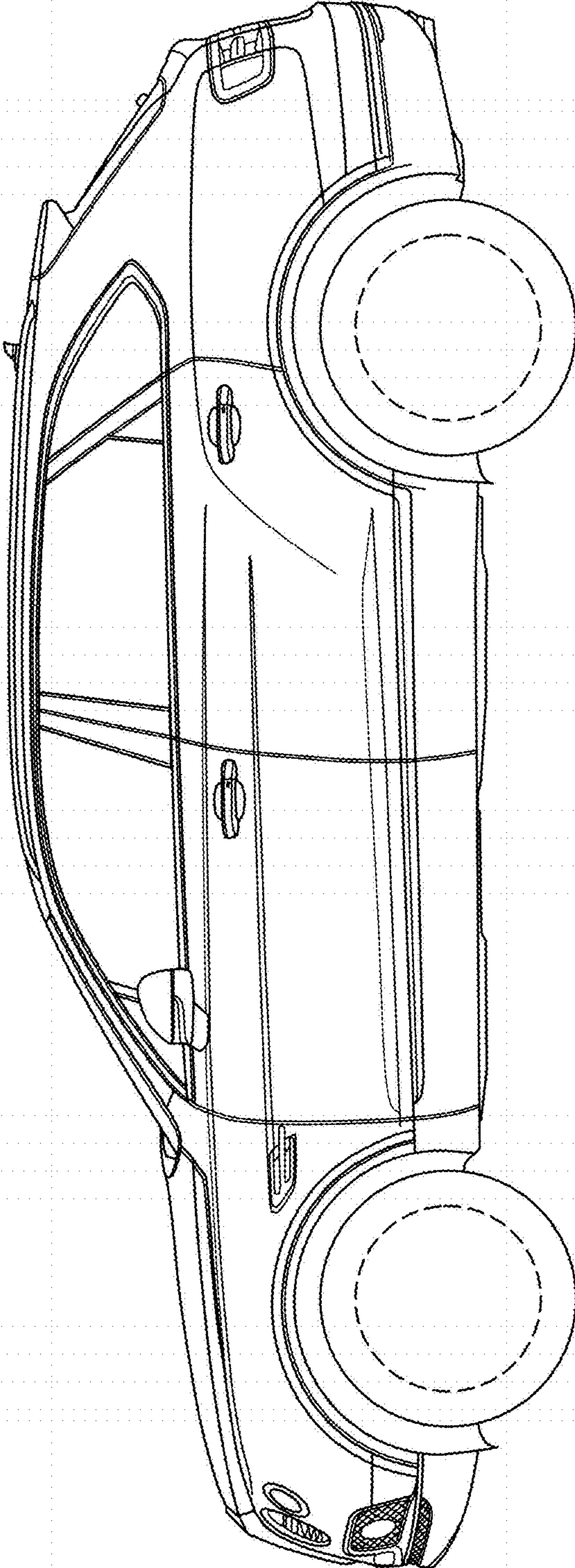


FIG. 3

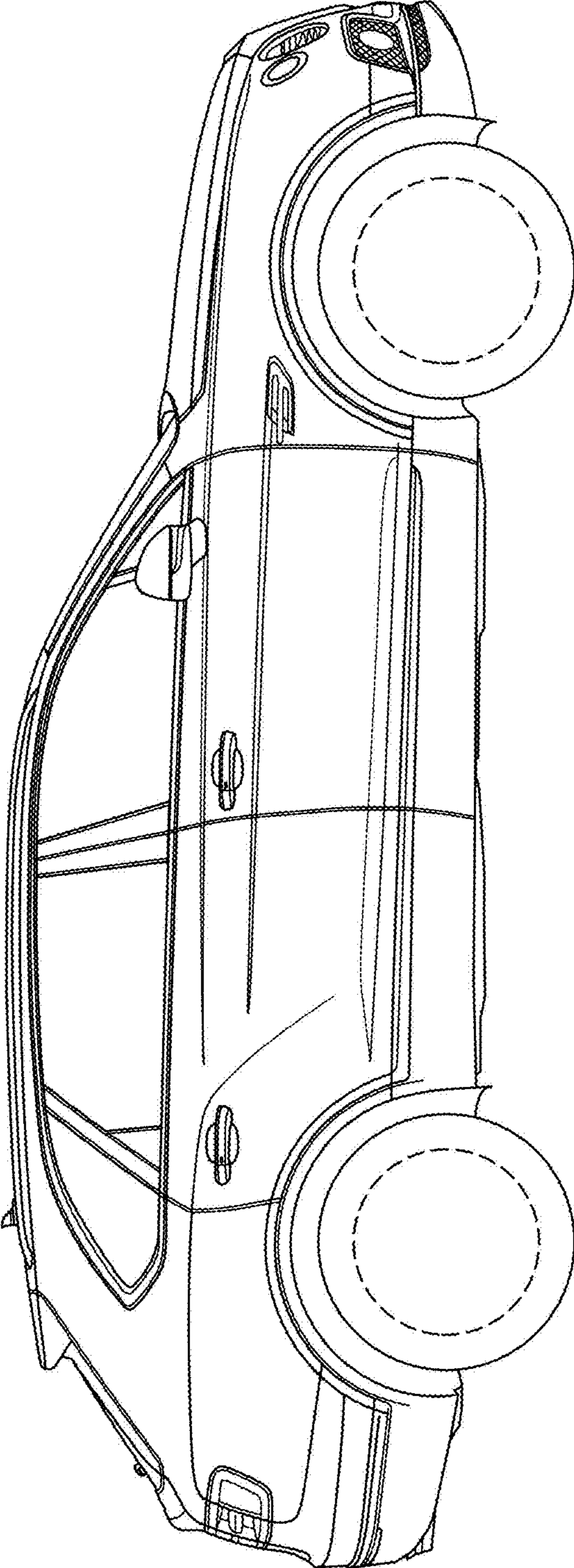


FIG. 4

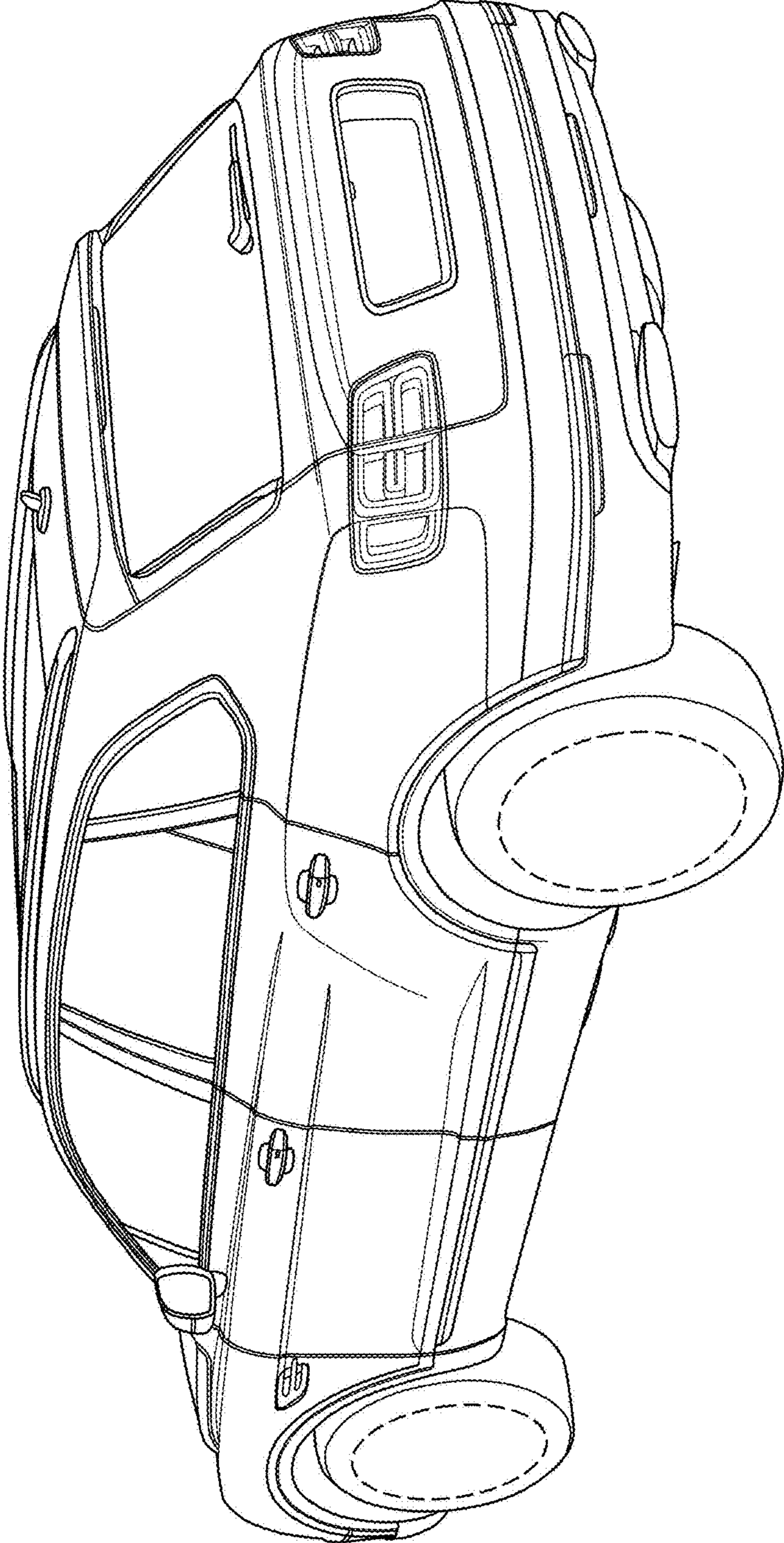


FIG. 5




FIG. 6

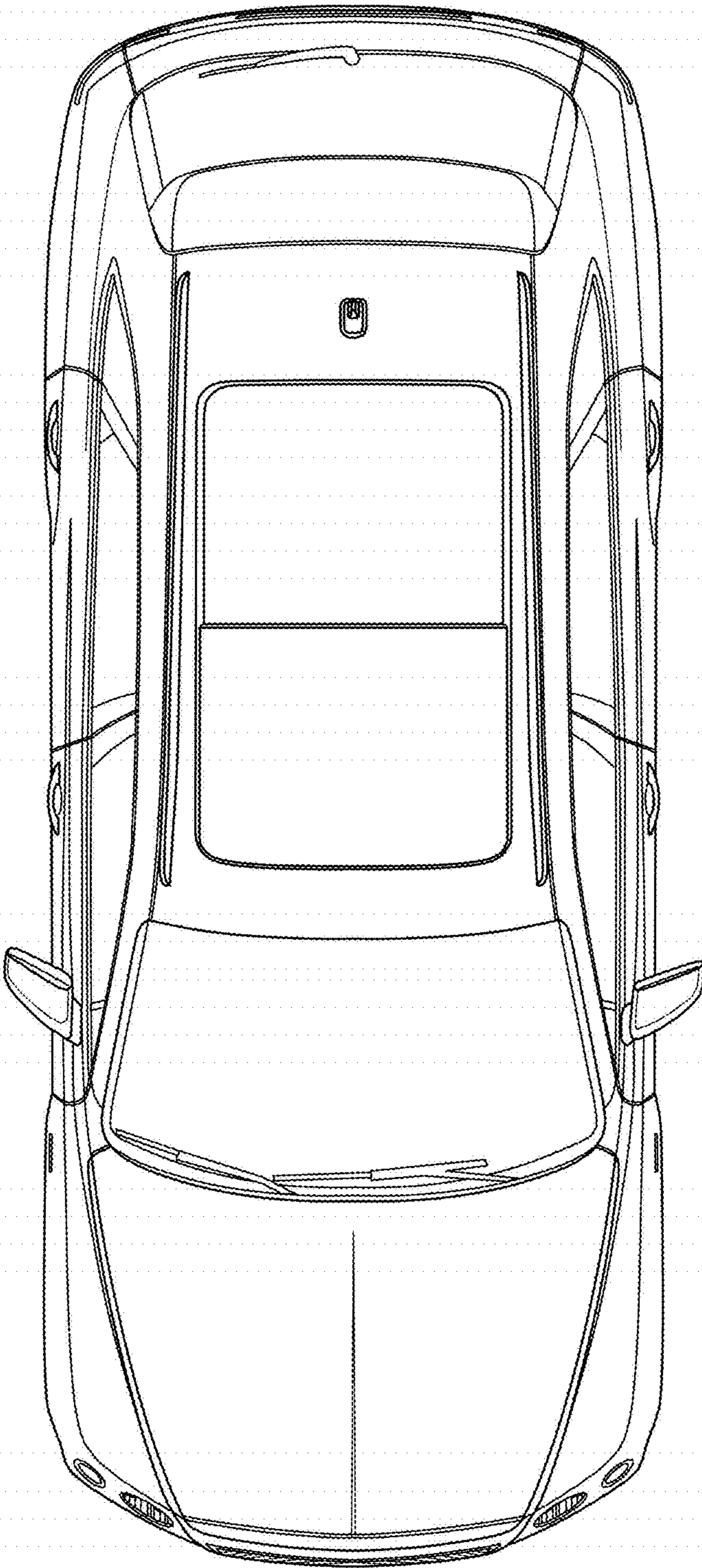


FIG. 7