



US00D811937S

(12) **United States Design Patent**
Lenz et al.

(10) **Patent No.:** **US D811,937 S**
(45) **Date of Patent:** **** *Mar. 6, 2018**

(54) **BUS, TOY, AND/OR REPLICAS THEREOF**

(71) Applicant: **Daimler AG**, Stuttgart (DE)

(72) Inventors: **Mathias Lenz**, Stuttgart (DE); **Uwe Jauch**, Voehringen (DE)

(73) Assignee: **Daimler AG**, Stuttgart (DE)

(*) Notice: This patent is subject to a terminal disclaimer.

(**) Term: **15 Years**

(21) Appl. No.: **29/567,749**

(22) Filed: **Jun. 13, 2016**

(30) **Foreign Application Priority Data**

Dec. 14, 2015 (WO) 943863101

(51) **LOC (11) Cl.** **12-08**

(52) **U.S. Cl.**
USPC **D12/84**

(58) **Field of Classification Search**
USPC D12/82, 84, 86, 92, 100
CPC B62D 23/00; B62D 25/00; B62D 31/02;
B62D 31/04; B62D 53/062; B62D 65/00;
B60G 2202/152; B60G 2300/14; B60P
3/007; B21D 53/88
See application file for complete search history.

(56) **References Cited**

U.S. PATENT DOCUMENTS

D248,033	S	*	5/1978	James	D12/84
D254,609	S	*	4/1980	Neal	D12/84
D255,340	S	*	6/1980	Flesche	D12/84
D257,141	S	*	9/1980	Flesche	D12/84
D268,997	S	*	5/1983	Dubernard	D12/84
D302,802	S	*	8/1989	Manning	D12/84
D305,623	S	*	1/1990	Gallitzendoerfer	D12/84
D345,120	S	*	3/1994	Normand, Jr.	D12/84

D376,562	S	*	12/1996	Sealy	D12/84
5,669,307	A	*	9/1997	Cichy	B61B 1/02 104/28
D442,888	S	*	5/2001	Papke	D12/84
D503,126	S	*	3/2005	Papke	D12/84
D531,933	S	*	11/2006	Delamour	D12/84
D537,755	S	*	3/2007	Toth	D12/84
D617,236	S	*	6/2010	Counts	D12/84
D637,520	S	*	5/2011	Kerr	D12/84
D642,092	S	*	7/2011	Wiens	D12/84
D704,595	S	*	5/2014	Streicher	D12/84
D714,187	S	*	9/2014	Lian	D12/84
D717,210	S	*	11/2014	Wang	D12/84
D718,659	S	*	12/2014	Lin	D12/84
D721,297	S	*	1/2015	Zhang	D12/84
D721,298	S	*	1/2015	Li	D12/84
2009/0224570	A1	*	9/2009	Haswell	B62D 47/02 296/178
2012/0161469	A1	*	6/2012	Kerr	B62D 47/02 296/178

* cited by examiner

Primary Examiner — Darlington Ly

(74) *Attorney, Agent, or Firm* — Crowell & Moring LLP

(57) **CLAIM**

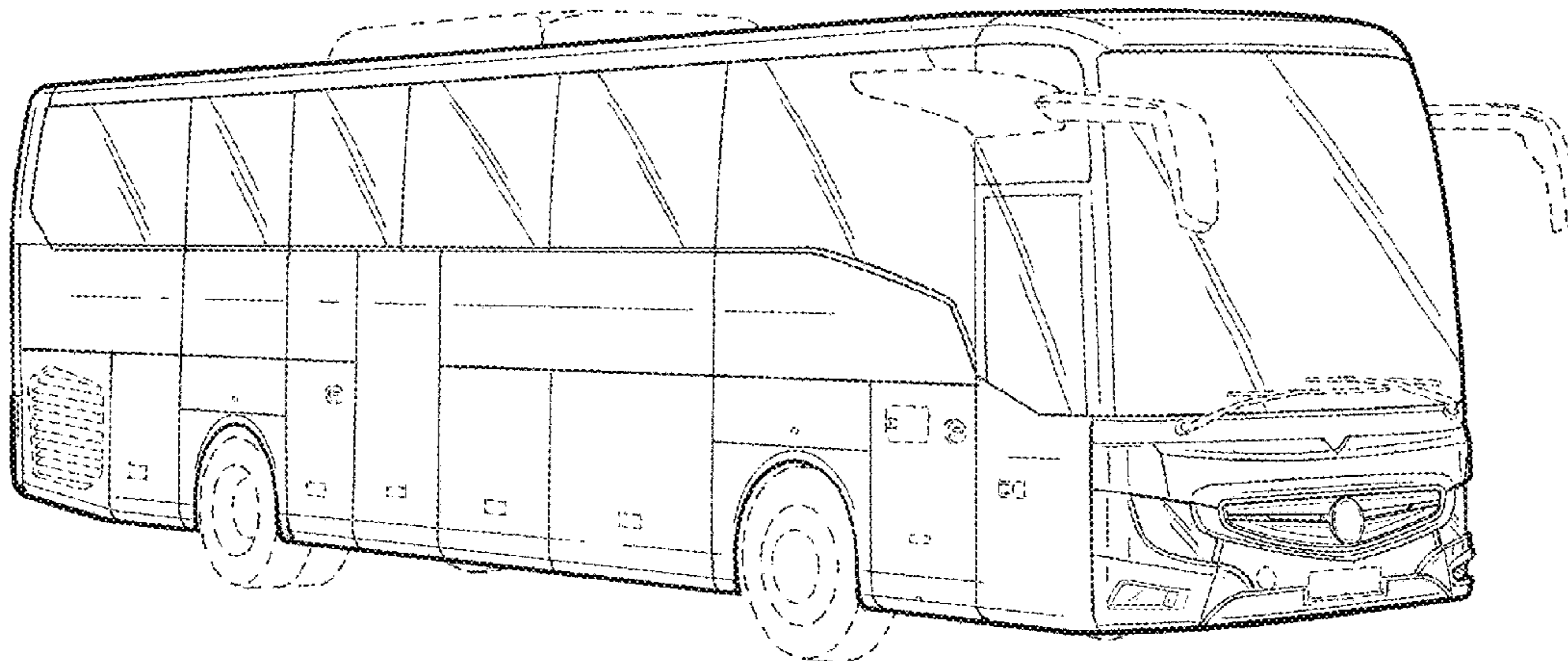
The ornamental design for a bus, toy, and/or replicas thereof, as shown and described.

DESCRIPTION

FIG. 1 is a front and right side perspective view of a bus, toy, and/or replicas thereof showing our new design; FIG. 2 is a rear and right side perspective view thereof; FIG. 3 is a left side elevational view thereof; FIG. 4 is a right side elevational view thereof; FIG. 5 is a front elevational view thereof; FIG. 6 is a rear elevational view thereof; and, FIG. 7 is a top plan view thereof.

The broken lines in the drawings illustrate portions of the bus, toy, and/or replicas thereof that do not form part of the claimed design.

1 Claim, 6 Drawing Sheets






FIG. 1

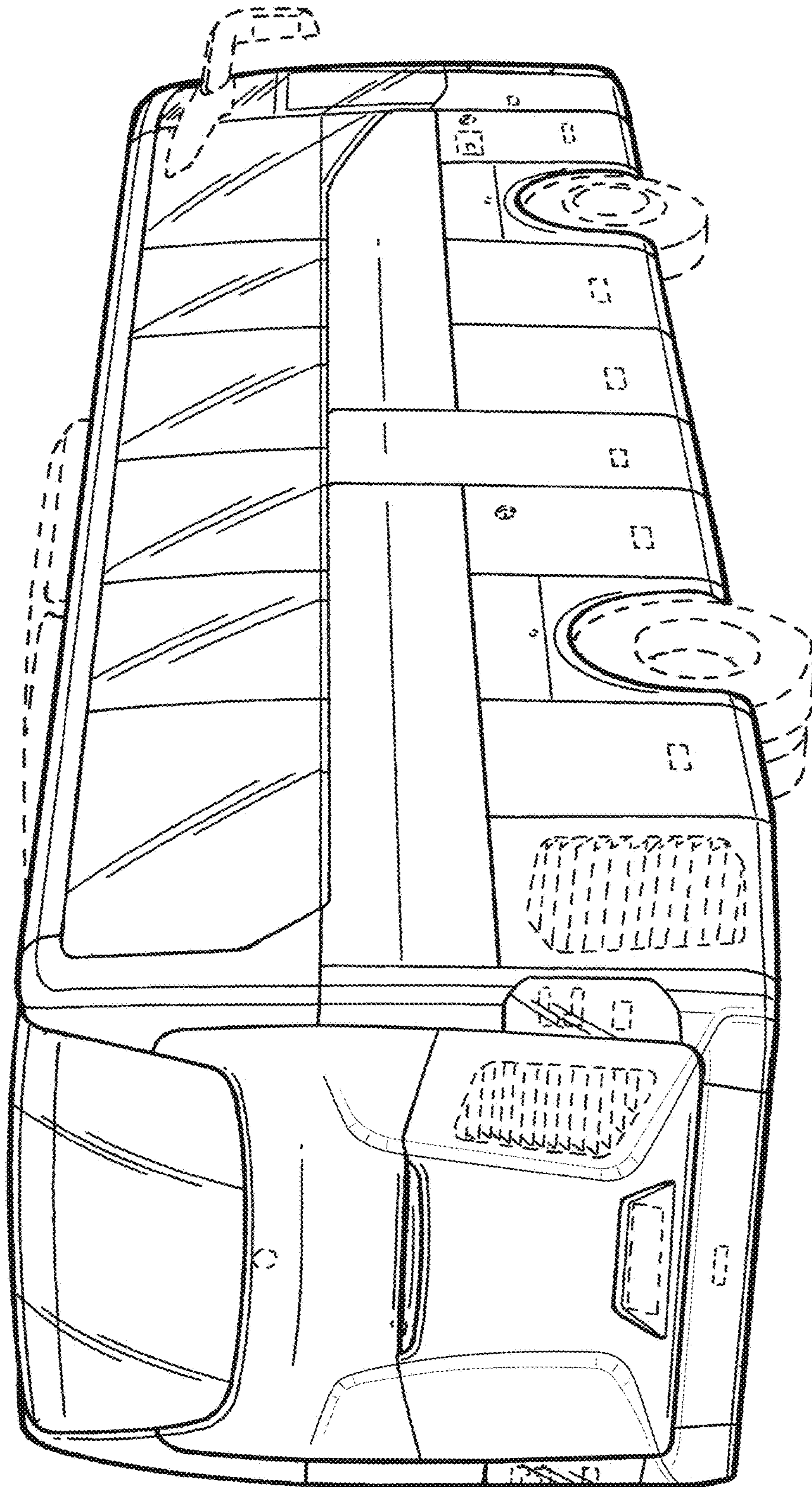


FIG. 2

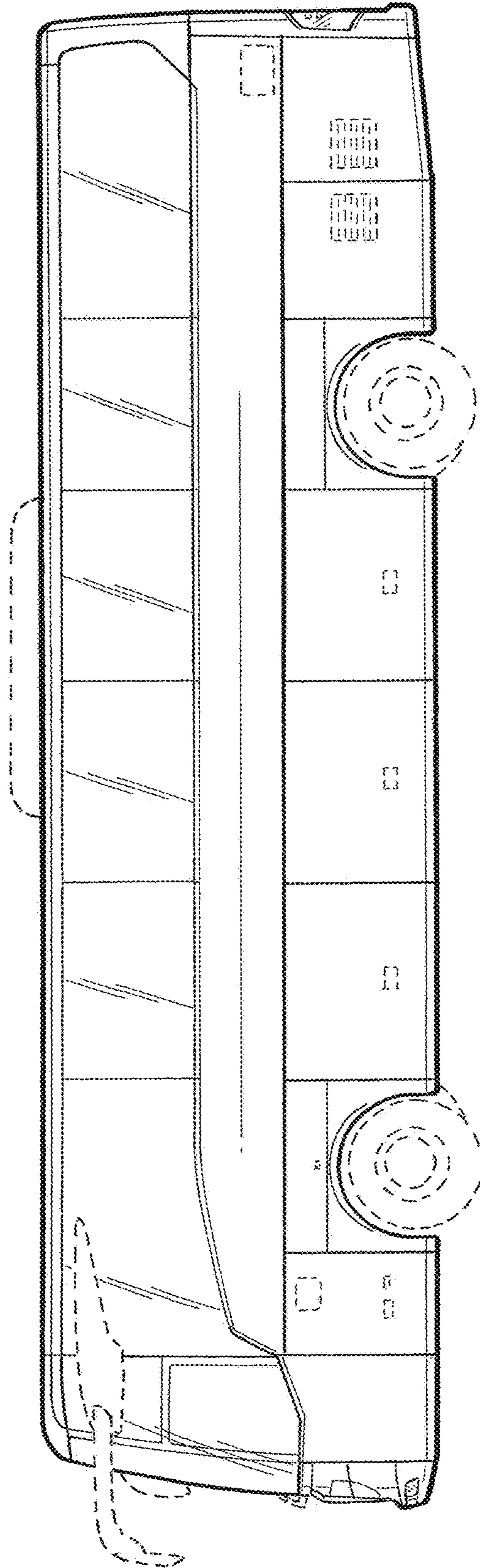


FIG. 3

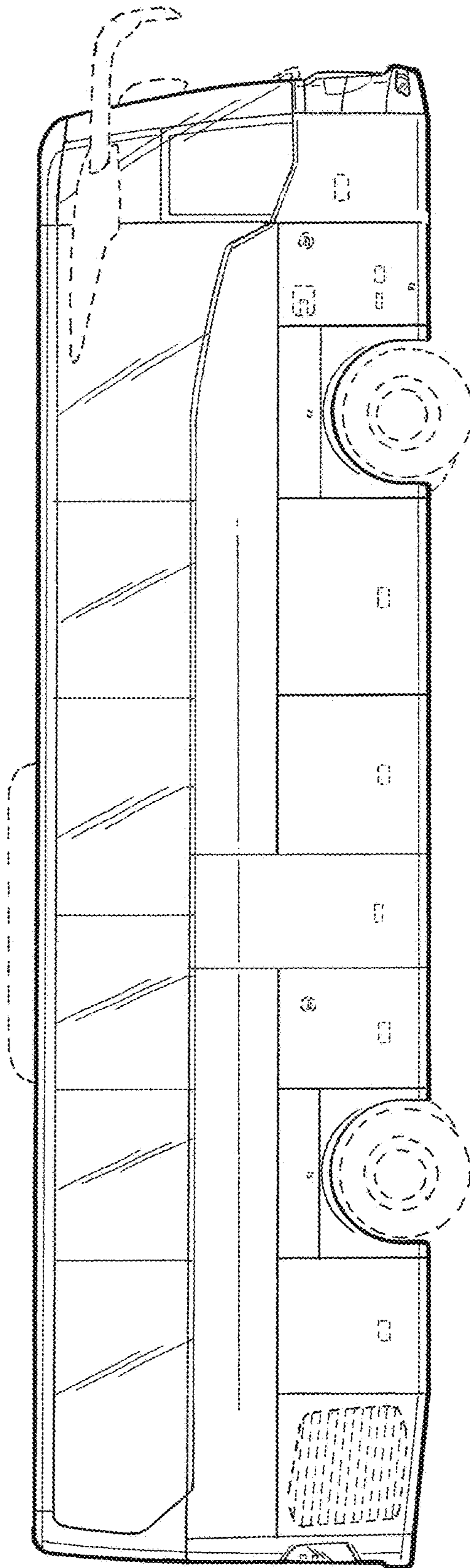


FIG. 4

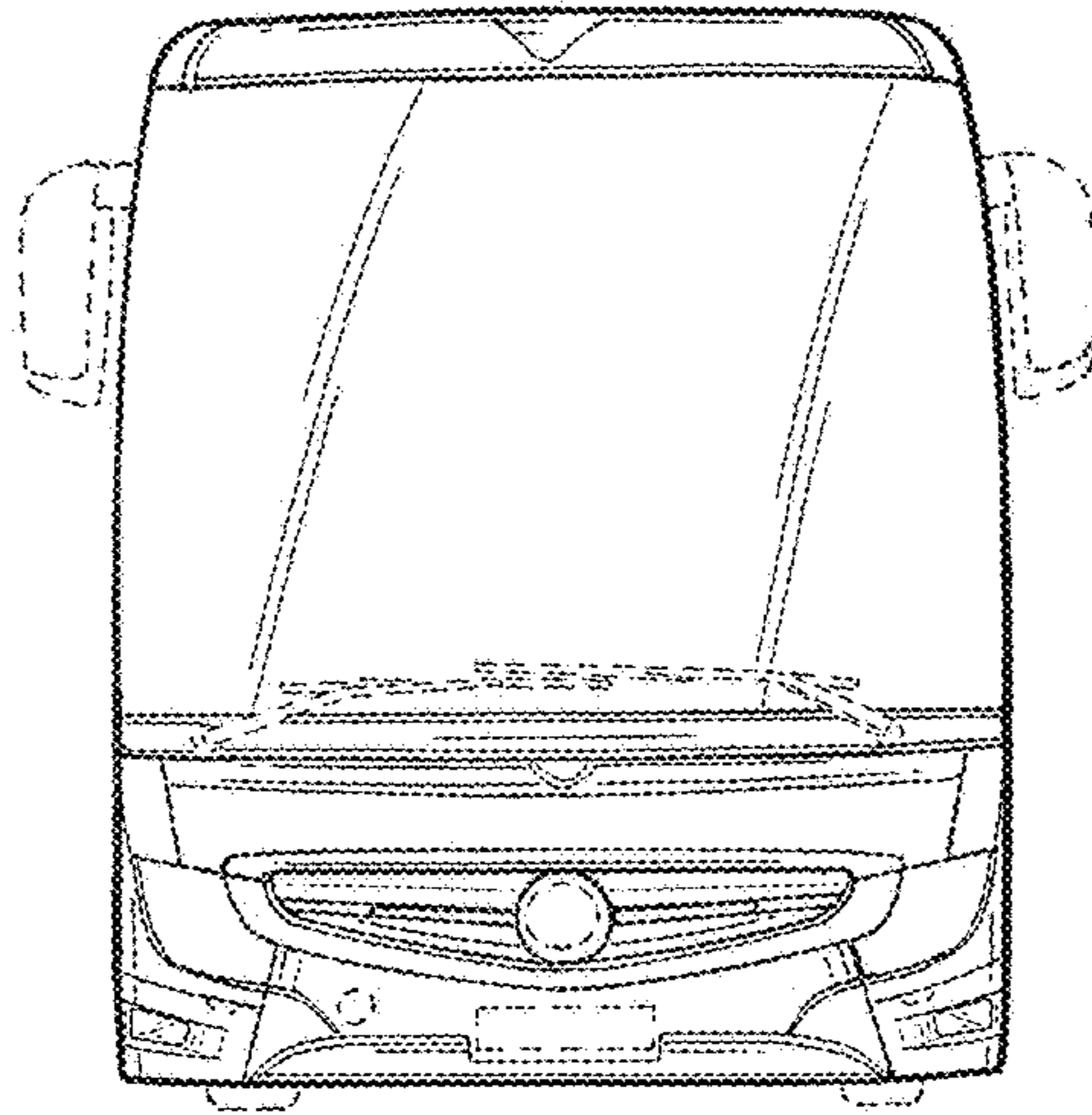


FIG. 5

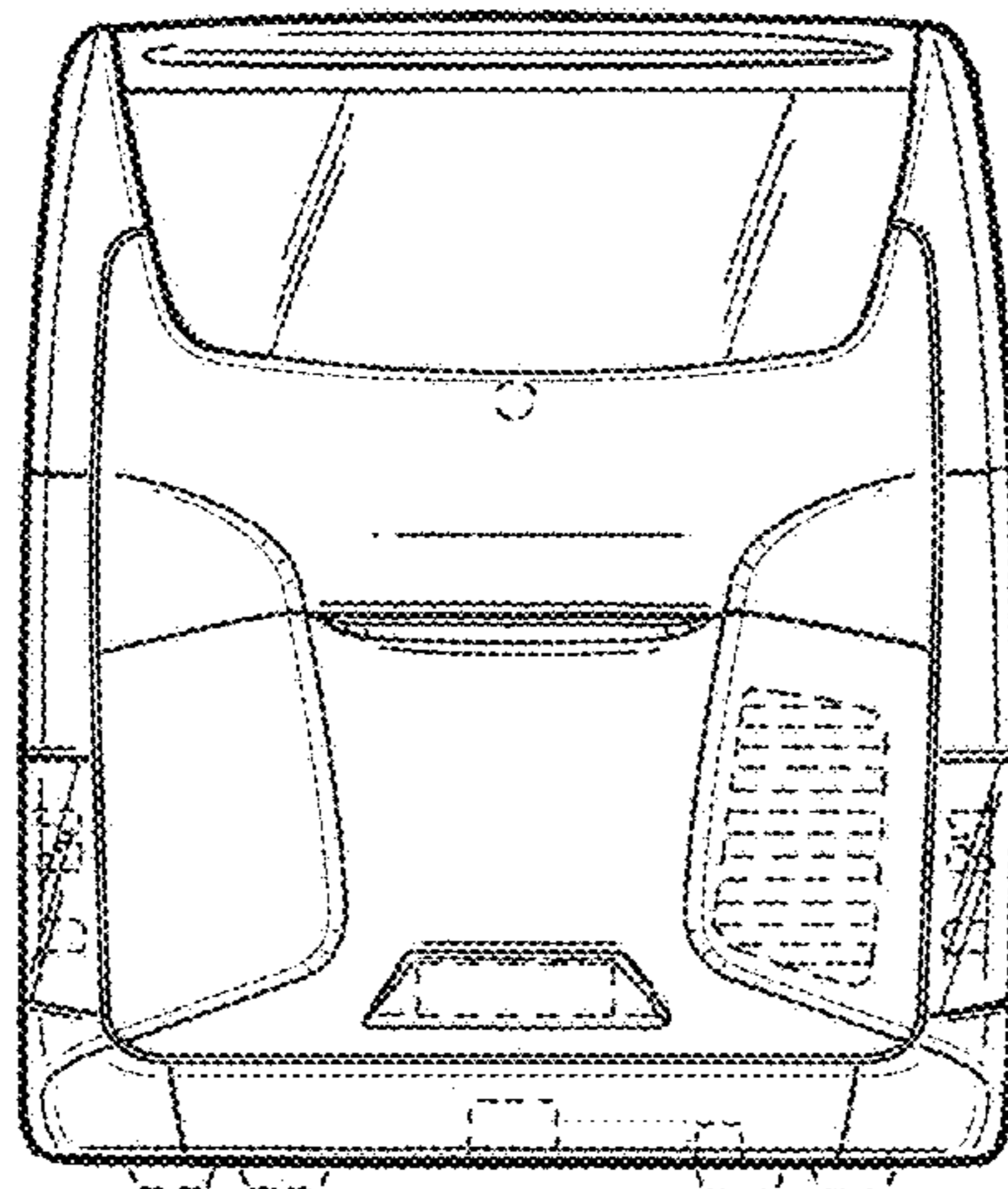


FIG. 6

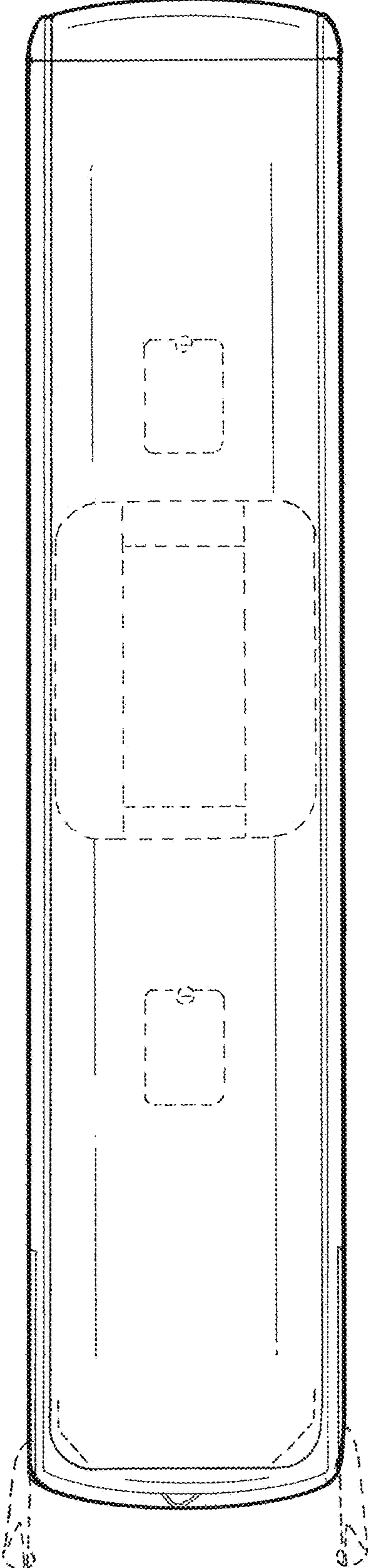


FIG. 7