



US00D811913S

(12) **United States Design Patent**  
**Barton et al.**

(10) **Patent No.:** **US D811,913 S**  
(45) **Date of Patent:** **\*\* Mar. 6, 2018**

(54) **DIAGNOSTIC ANALYZERS**

- (71) Applicant: **Abbott Laboratories**, Abbott Park, IL (US)
- (72) Inventors: **Christina A. Barton**, Irving, TX (US); **Vladlena Belozerova**, Philadelphia, PA (US); **Ami Marie Verhalen**, Sun Prairie, WI (US); **Jesse Charles Darley**, Madison, WI (US); **Sherry Sue Eckholm**, Sun Prairie, WI (US)
- (73) Assignee: **ABBOTT LABORATORIES**, Abbott Park, IL (US)
- (\*\*) Term: **15 Years**
- (21) Appl. No.: **29/587,978**
- (22) Filed: **Dec. 16, 2016**

**Related U.S. Application Data**

- (63) Continuation of application No. 29/531,578, filed on Jun. 26, 2015, now Pat. No. Des. 777,049.
- (51) **LOC (11) Cl.** ..... **10-04**
- (52) **U.S. Cl.**  
USPC ..... **D10/81; D24/216**
- (58) **Field of Classification Search**  
USPC ..... **D10/81; D24/216, 219, 220, 232, 233, D24/234**

(Continued)

(56) **References Cited**

**U.S. PATENT DOCUMENTS**

- D662,431 S 6/2012 Kimura
- D724,753 S 3/2015 Gutmann et al.

(Continued)

**OTHER PUBLICATIONS**

Japanese Patent Office, "Directive," issued in connection with Japanese Patent Application No. 2016-19292, mailed Mar. 7, 2017, 5 pages.

(Continued)

*Primary Examiner* — Antoine Duval Davis  
(74) *Attorney, Agent, or Firm* — Hanley, Flight & Zimmerman, LLC

(57) **CLAIM**

The ornamental design for "diagnostic analyzers," as shown and described.

**DESCRIPTION**

FIG. 1 is a front left perspective view of diagnostic analyzers.

FIG. 2 is a front view of the diagnostic analyzers of FIG. 1.

FIG. 3 is a rear view of the diagnostic analyzers of FIG. 1.

FIG. 4 is a right side view of the diagnostic analyzers of FIG. 1.

FIG. 5 is a left side view of the diagnostic analyzers of FIG. 1.

FIG. 6 is a top view of the diagnostic analyzers of FIG. 1.

FIG. 7 is a bottom view of the diagnostic analyzers of FIG. 1.

FIG. 8 is a front left perspective view of diagnostic analyzers.

FIG. 9 is a front view of the diagnostic analyzers of FIG. 8.

FIG. 10 is a rear view of the diagnostic analyzers of FIG. 8.

FIG. 11 is a right side view of the diagnostic analyzers of FIG. 8.

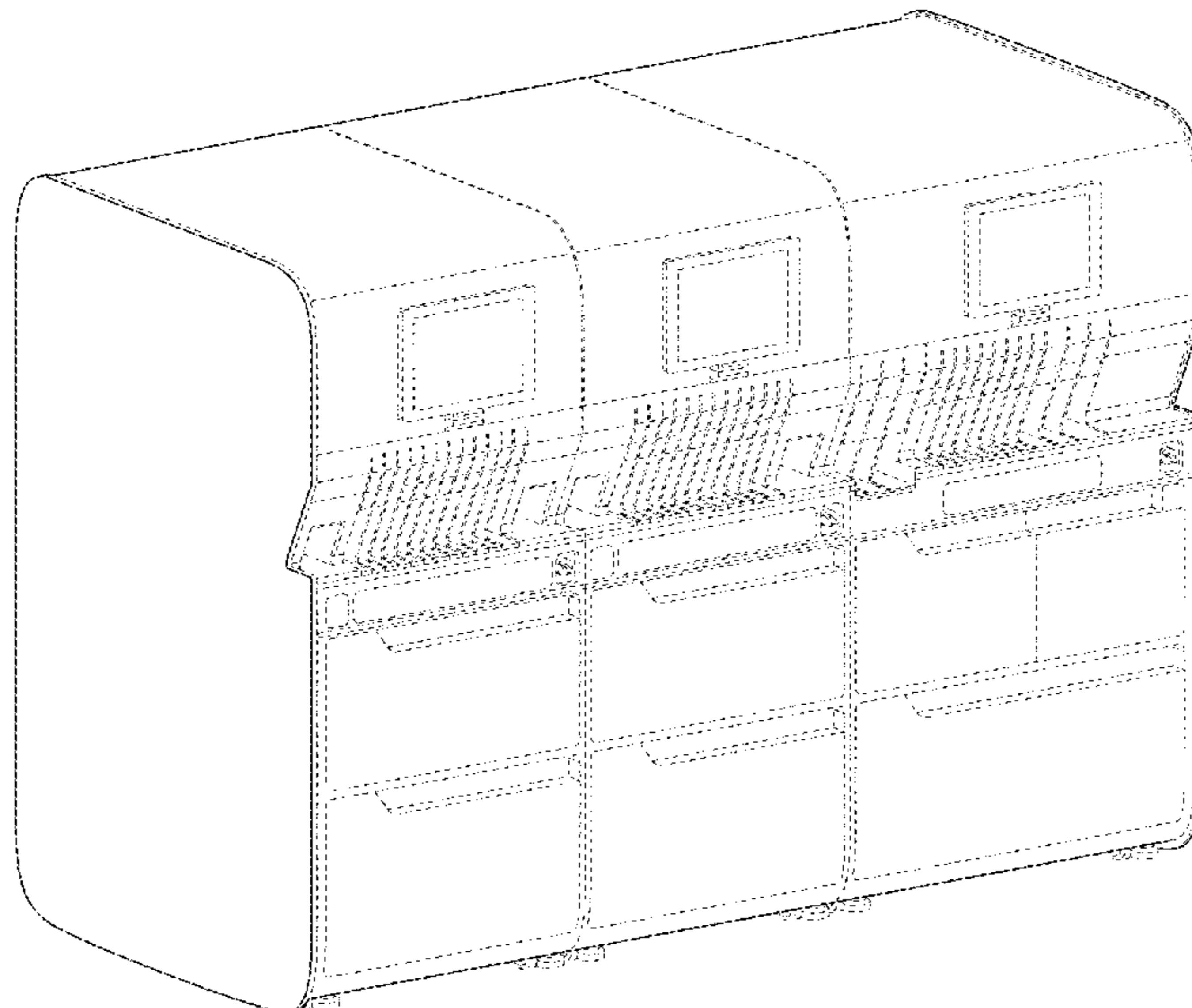
FIG. 12 is a left side view of the diagnostic analyzers of FIG. 8.

FIG. 13 is a top view of the diagnostic analyzers of FIG. 8; and,

FIG. 14 is a bottom view of the diagnostic analyzers of FIG. 8.

The features shown in broken lines form no part of the claimed design.

**1 Claim, 12 Drawing Sheets**



(58) **Field of Classification Search**

CPC .. G01N 21/00; G01N 21/01; G01N 2201/022;  
G01N 2201/0221; G01N 2201/0222;  
G01N 2201/0224; G01N 2201/0225;  
G01N 2201/0227; G01N 2201/0228;  
G01N 2201/024; G01N 2201/0245; G01N  
2021/0112–21/958; G01N  
2021/0106–2021/9586; G01N  
35/00–35/1097; G01N  
2035/00019–2035/1093; G01N  
2204/022–2204/0228

See application file for complete search history.

(56) **References Cited**

U.S. PATENT DOCUMENTS

D773,071 S 11/2016 Hakoda  
D788,617 S \* 6/2017 Barton ..... D10/81

OTHER PUBLICATIONS

Japanese Patent Office, “Notice of Reason for Rejection,” issued in connection with Japanese Design Application No. 2016-19293, dated Nov. 8, 2016, 3 pages.

Japanese Patent Office, “Notice of Reason for Rejection,” issued in connection with Japanese Design Application No. 2016-19292, dated Nov. 8, 2016, 3 pages.

Japanese Patent Office, “Notice of Reason for Rejection,” issued in connection with Japanese Design Application No. 2016-19291, dated Nov. 8, 2016, 3 pages.

State Intellectual Property Office of China, “Notice of Grant of Patent Right,” issued in connection with Chinese Patent Application No. 201530555258.3, dated Oct. 20, 2016, 5 pages.

Japanese Patent Office, “Notice of Reason for Rejection,” issued in connection with Japanese Design Application No. 2015-28872 dated Jun. 14, 2016, 5 pages.

Office for Harmonization in The Internal Market, “Notification of the Registration of the Community Designs,” issued in connection with European Community Design Nos. 002930230-0001 through 002930230-0029, dated Mar. 17, 2016, 6 pages.

United State Patent and Trademark Office, “Notice of Allowance and Fee(s) Due,” issued in connection with U.S. Appl. No. 29/531,578, dated Sep. 8, 2016, 14 pages.

United State Patent and Trademark Office, “Restriction and/or Election Requirement,” issued in connection with U.S. Appl. No. 29/531,578, dated Jul. 6, 2016, 14 pages.

\* cited by examiner

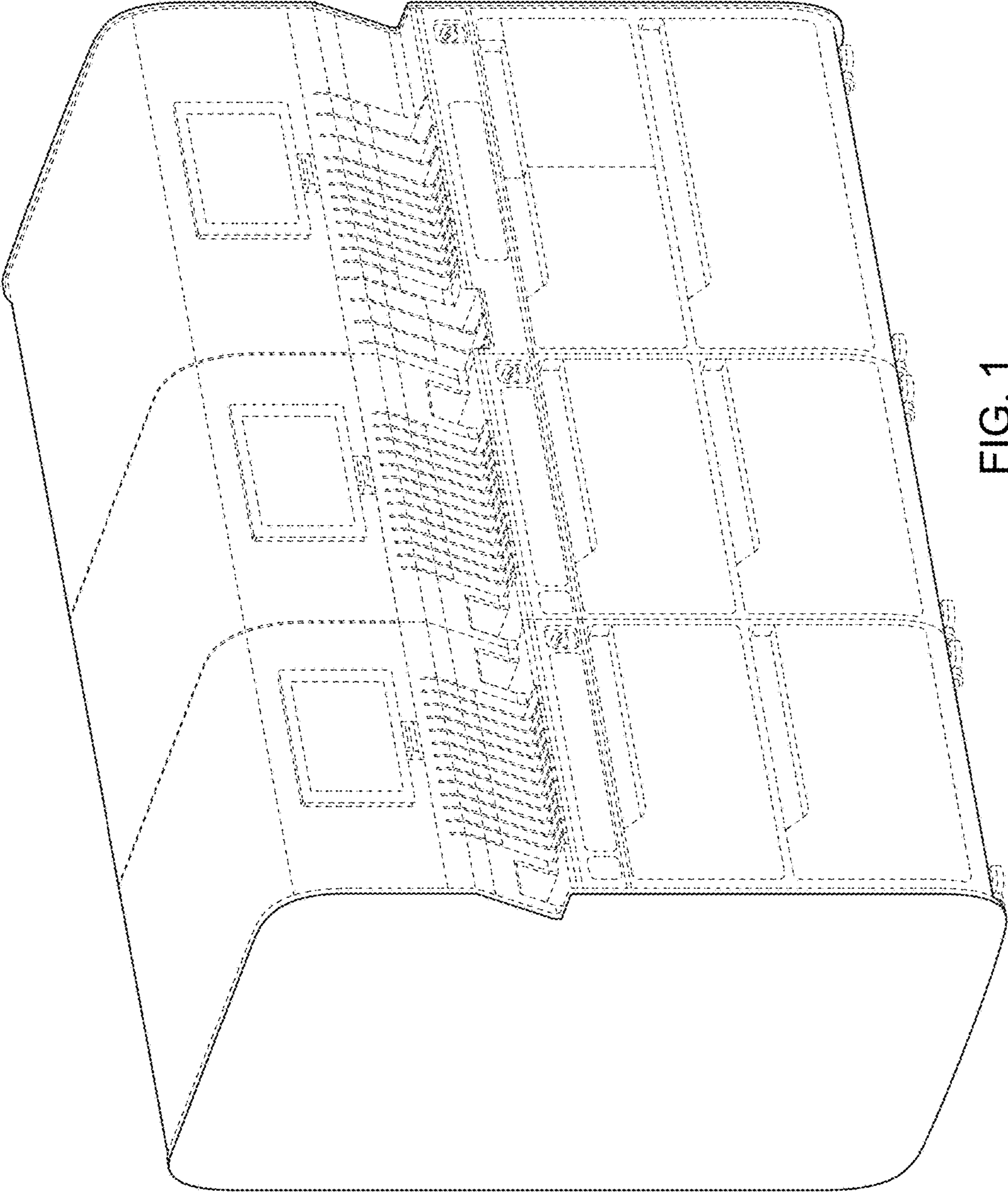


FIG. 1

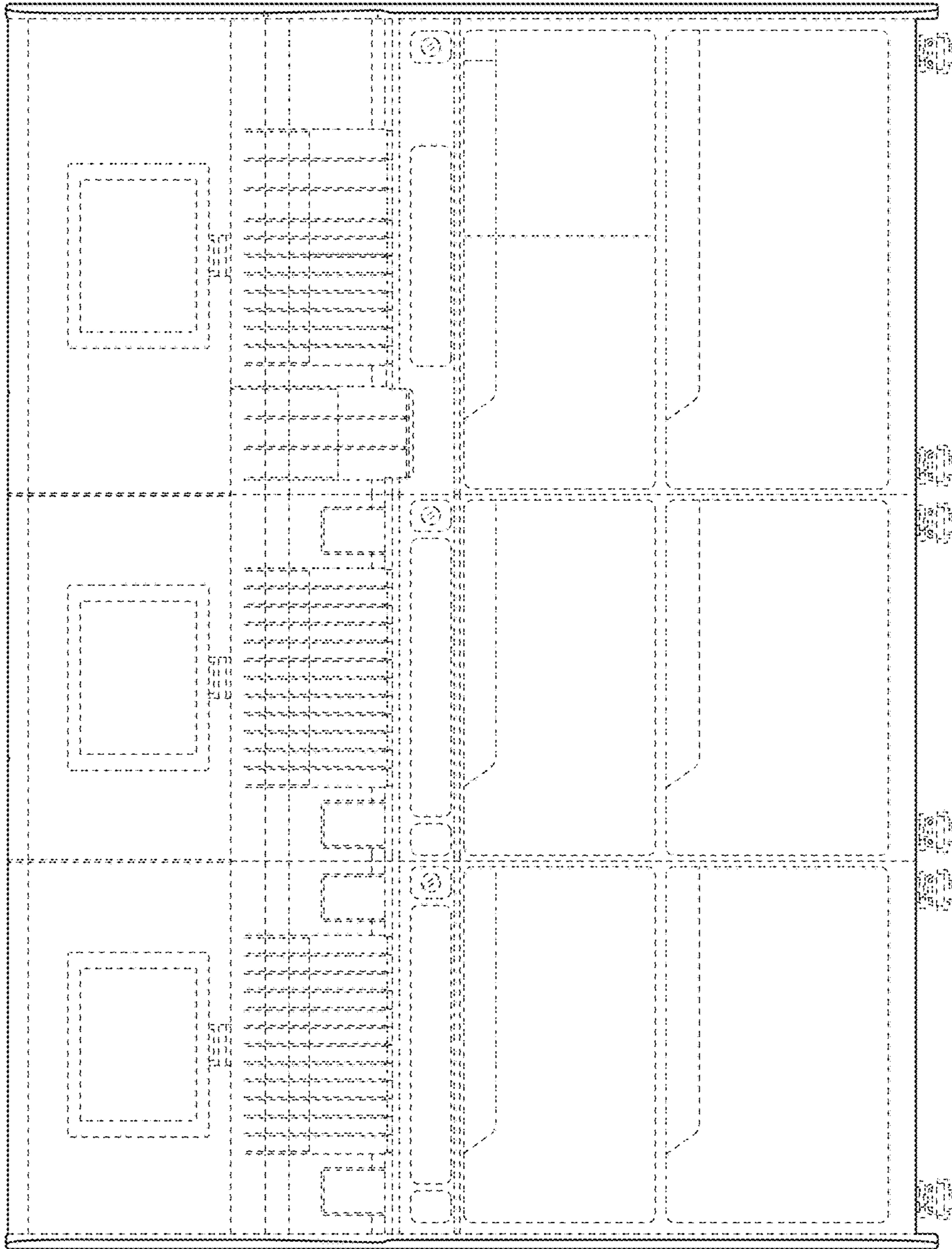


FIG. 2




FIG. 3

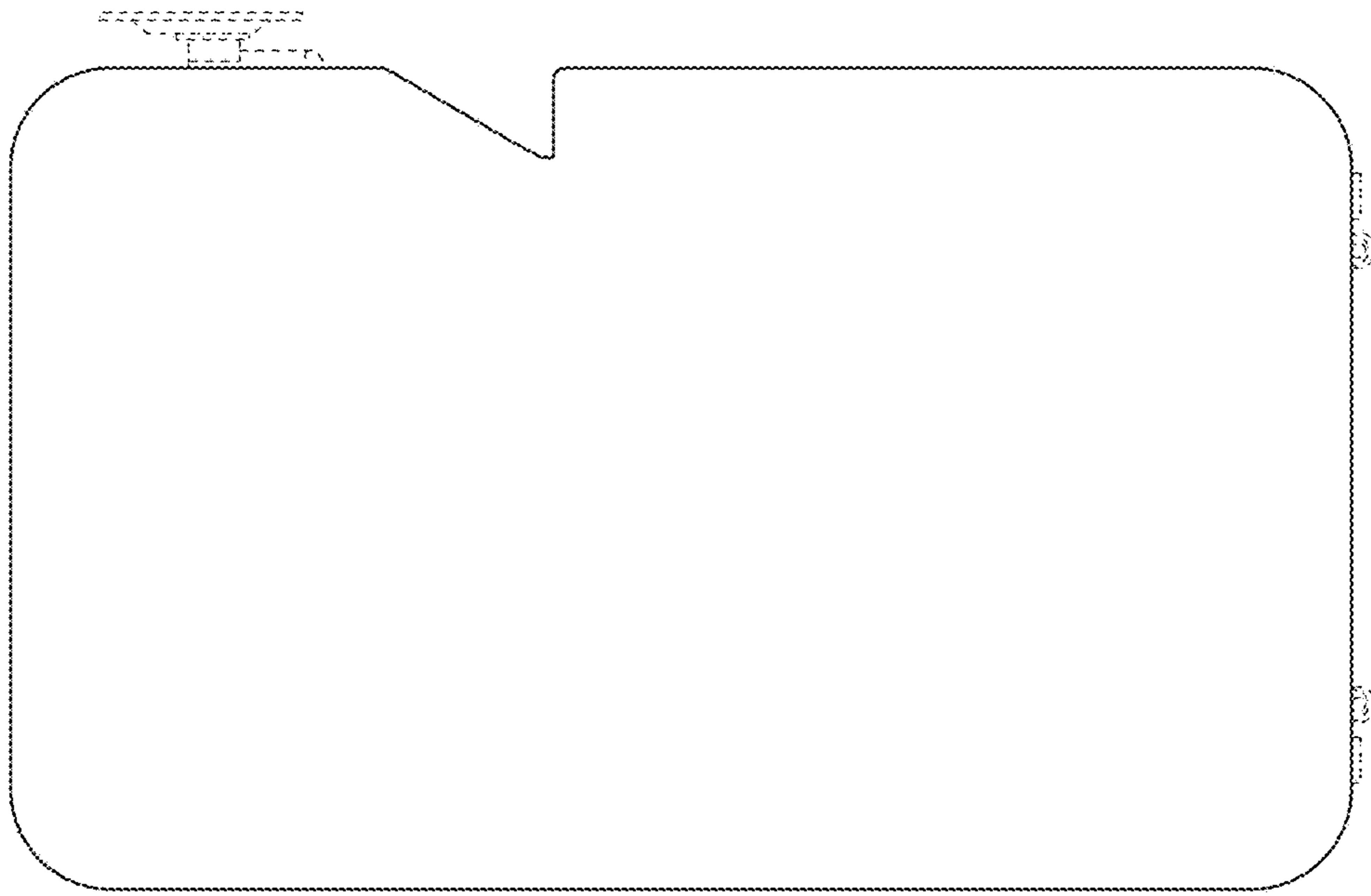


FIG. 5

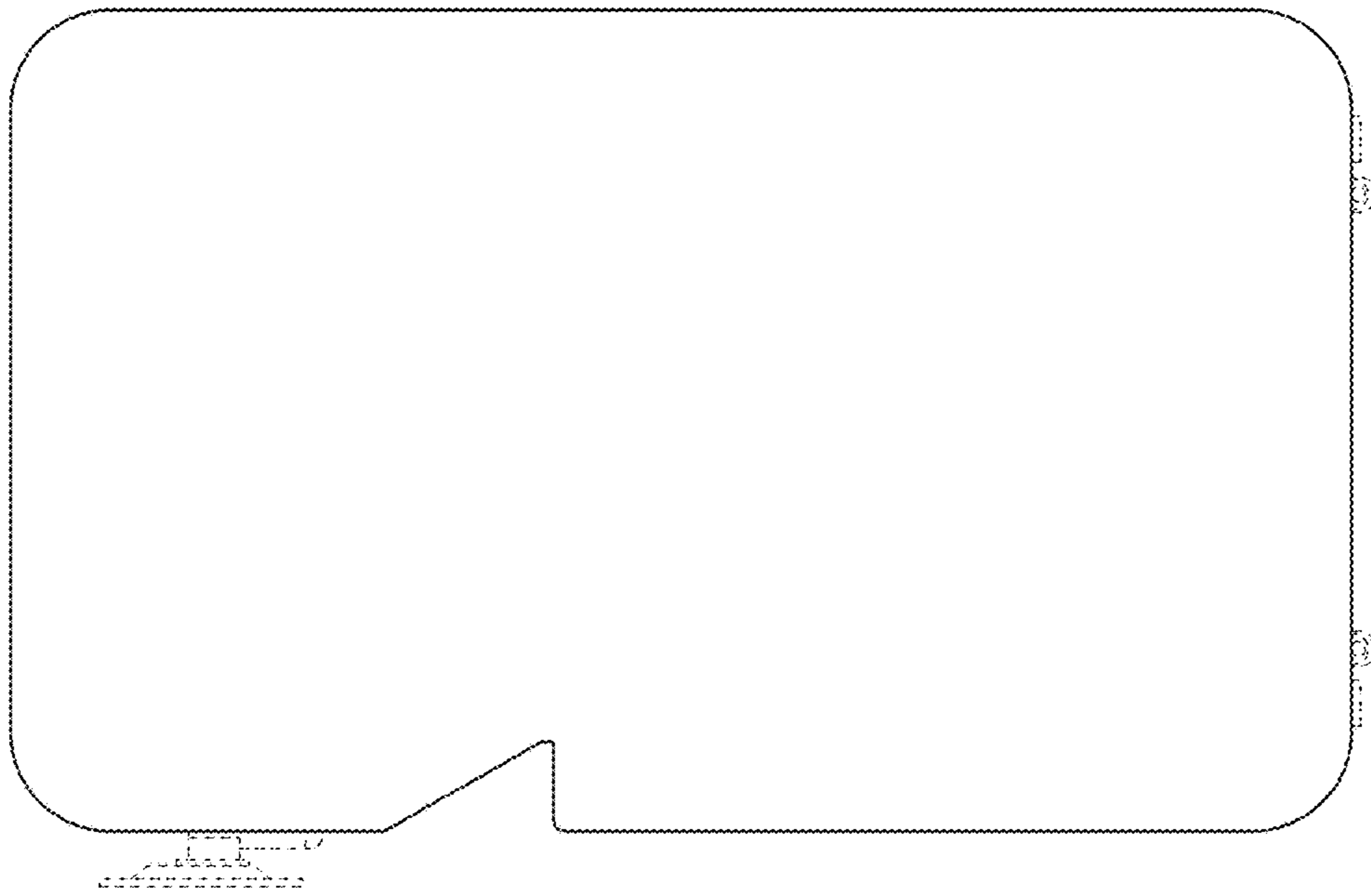


FIG. 4




FIG. 6

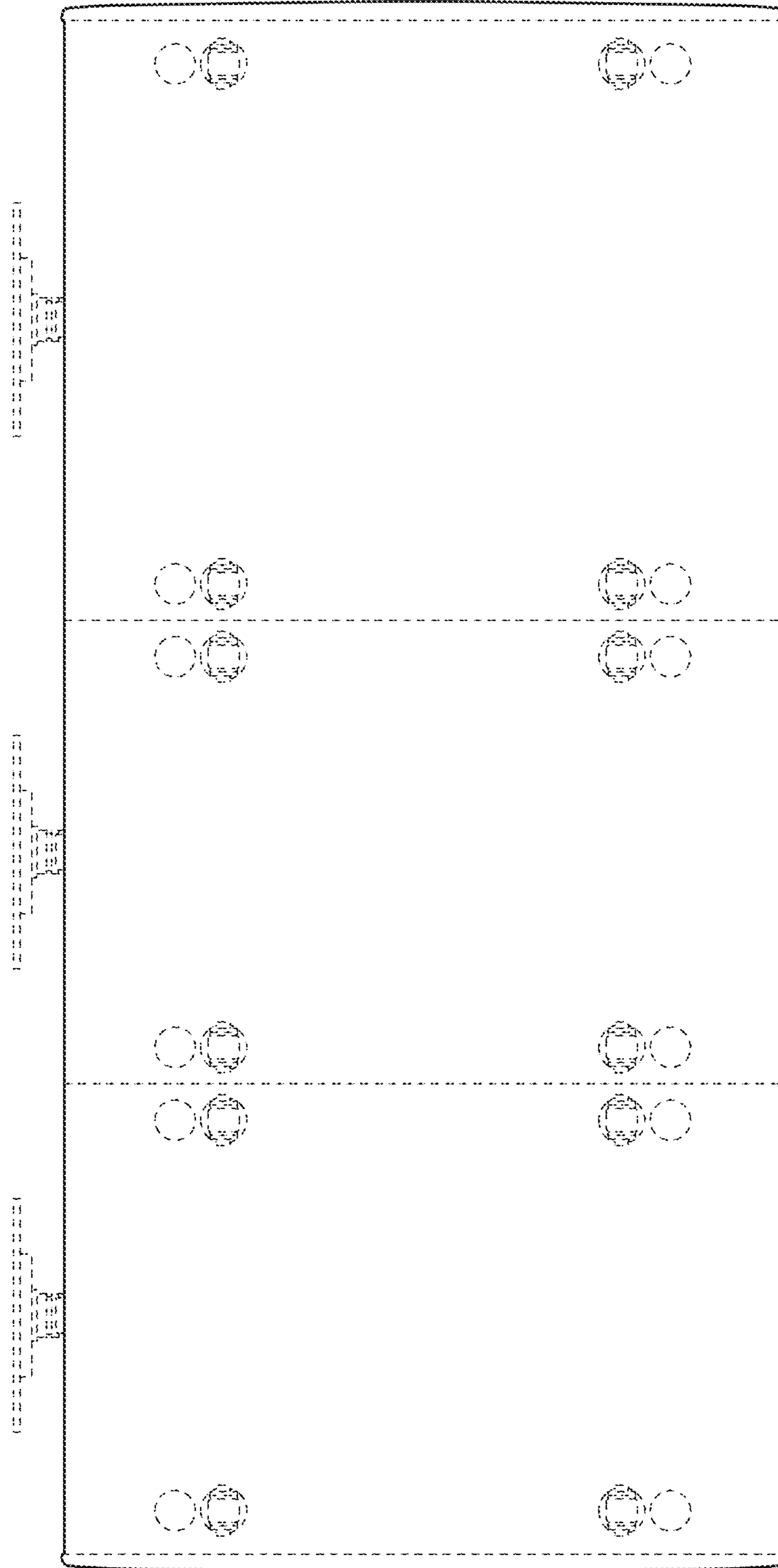


FIG. 7



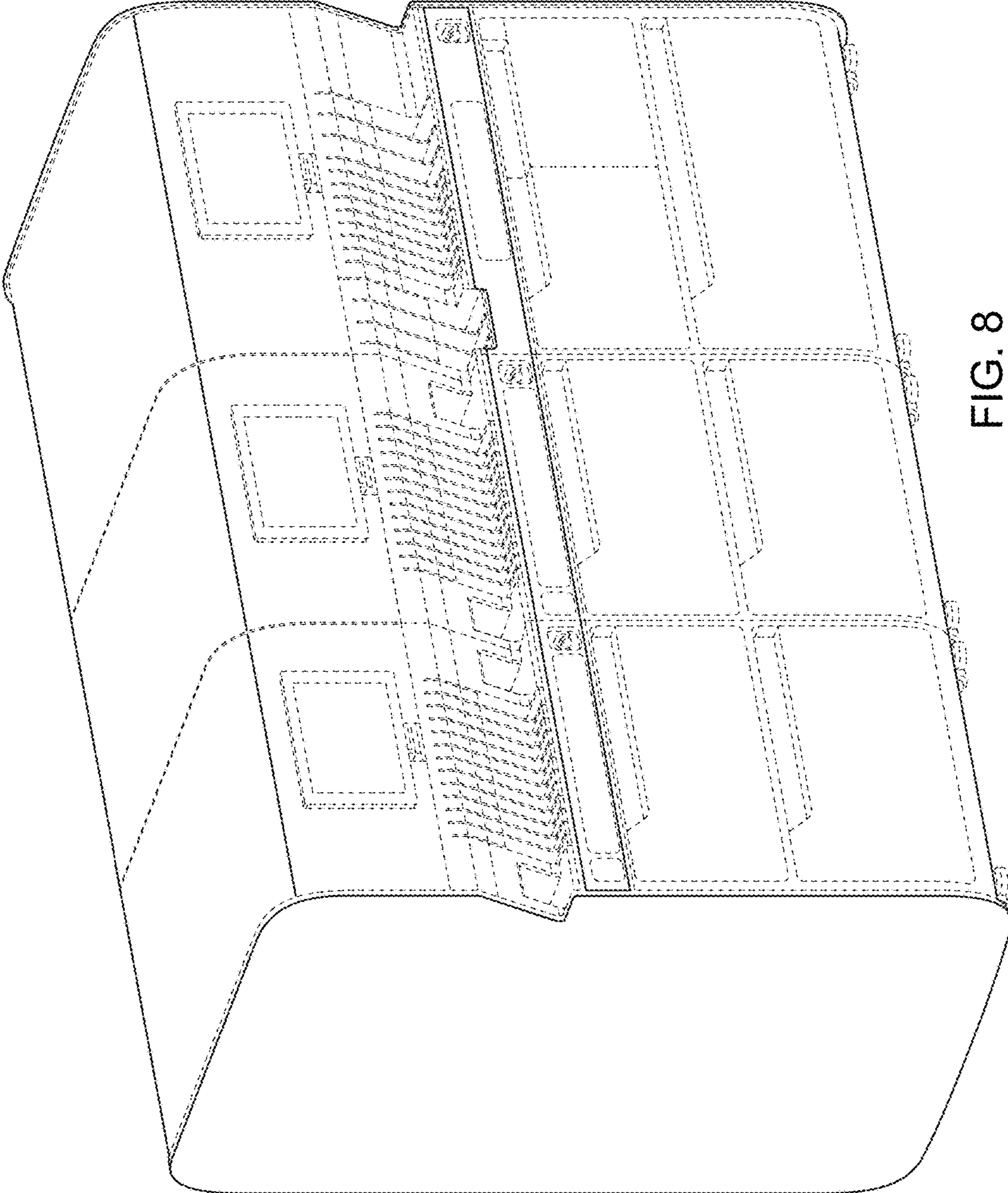


FIG. 8

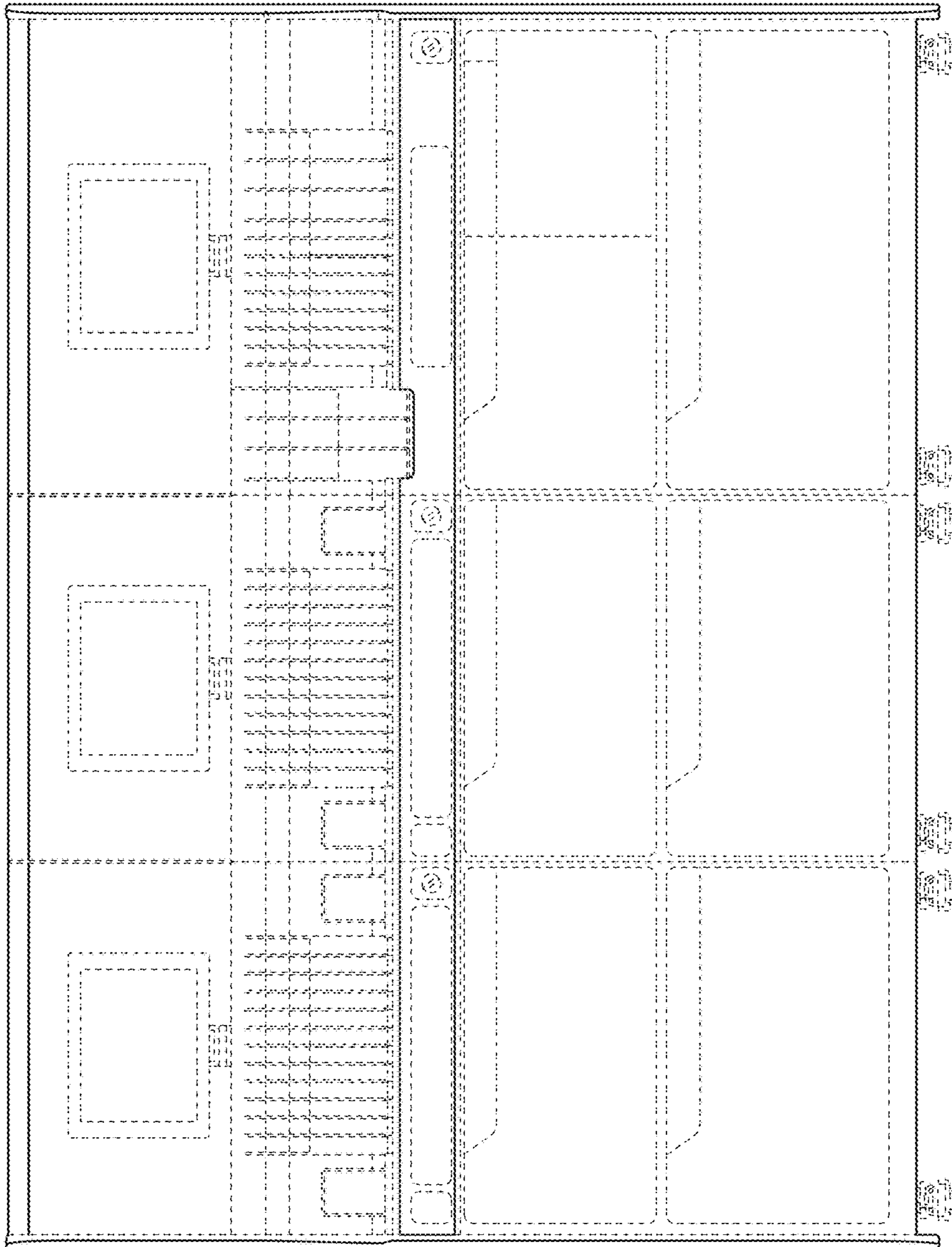


FIG. 9




FIG. 10




FIG. 12




FIG. 11




FIG. 13

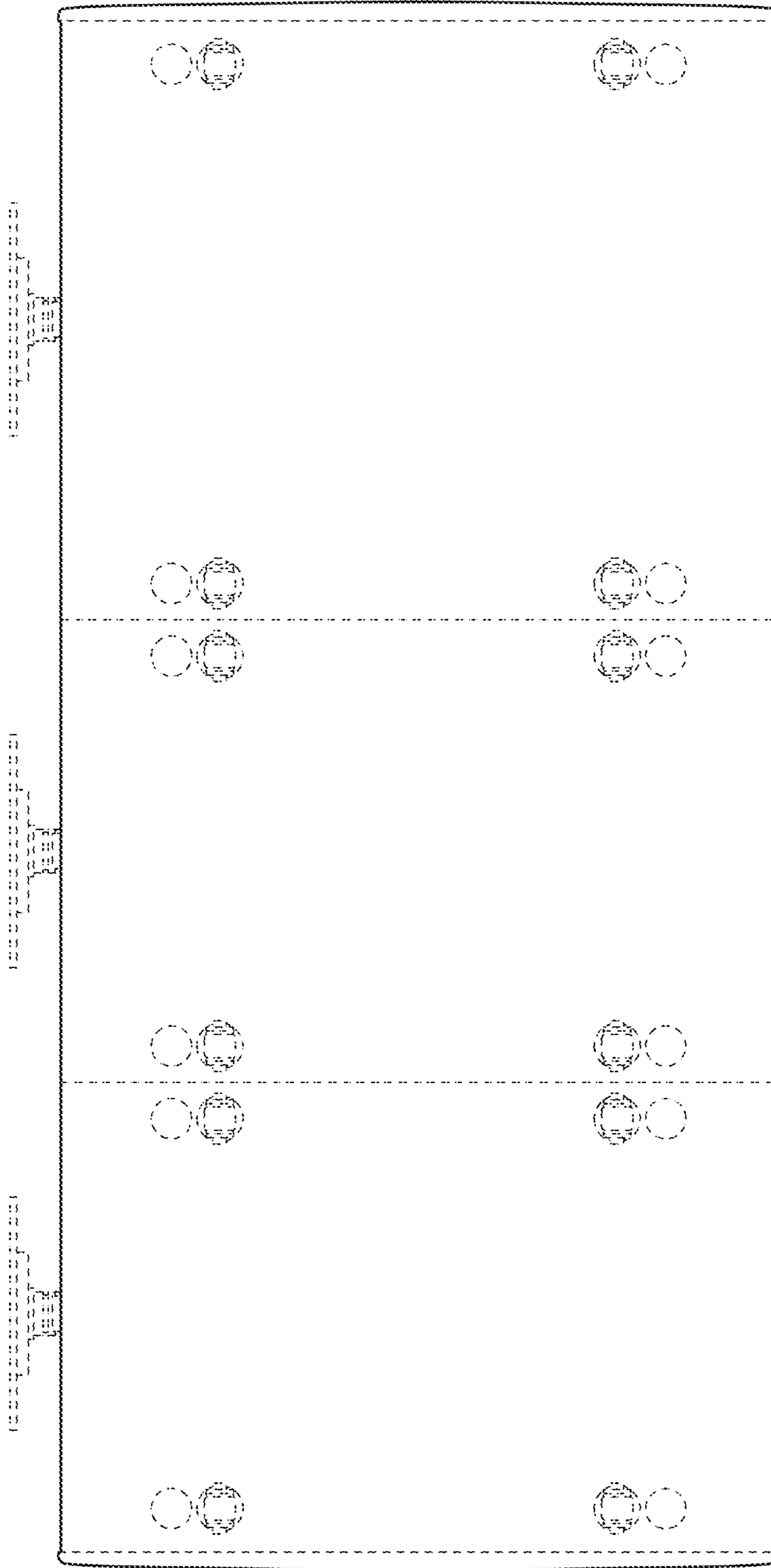


FIG. 14