



US00D811898S

(12) **United States Design Patent** (10) **Patent No.:** **US D811,898 S**
Melvan et al. (45) **Date of Patent:** **** Mar. 6, 2018**

(54) **DUAL BAG WITH BLACK INNER BAG AND WHITE OUTER BAG**

(71) Applicant: **The Glad Products Company,**
Oakland, CA (US)

(72) Inventors: **Jack F. Melvan,** Willowbrook, IL (US);
Ronald J. Cisek, Willowbrook, IL (US); **Mark D. Pszczolkowski,**
Willowbrook, IL (US); **Dean Ferracane,** Willowbrook, IL (US);
Sarah A. Kuhl, Willowbrook, IL (US); **Michael G. Borchardt,** Willowbrook,
IL (US)

(73) Assignee: **The Glad Products Company,**
Oakland, CA (US)

(**) Term: **15 Years**

(21) Appl. No.: **29/548,775**

(22) Filed: **Dec. 16, 2015**
Related U.S. Application Data

(60) Continuation of application No. 29/504,240, filed on
Oct. 3, 2014, now Pat. No. Des. 748,990, and a
(Continued)

(51) **LOC (11) Cl.** **09-05**

(52) **U.S. Cl.**
USPC **D9/706**

(58) **Field of Classification Search**
USPC D9/702-714, 720-722, 424, 430-433,

(Continued)

(56) **References Cited**

U.S. PATENT DOCUMENTS

D67,196 S * 5/1925 Frisch D9/451
D103,446 S * 3/1937 Amend D9/705

(Continued)

Primary Examiner — Abraham Bahta

(74) *Attorney, Agent, or Firm* — Thomas C. Feix

(57) **CLAIM**

The ornamental design for a dual bag with a black inner bag and a white outer bag, as shown and described.

DESCRIPTION

FIG. 1 is a front perspective view of a first embodiment of a bag that includes a black inner bag with pattern and a white outer bag;

FIG. 2 is a front view of the bag of FIG. 1, the back view being the same as the front view;

FIG. 3 is an exploded view of the bag of FIG. 1, showing the black inner bag with pattern and the white outer bag;

FIG. 4 is a detail view of a portion of the black inner bag with pattern designated by broken line box 4 of FIG. 3;

FIG. 5 is a cross-section view taken along line 5-5 of the portion shown in FIG. 4;

FIG. 6 indicates a stretched configuration of the portion shown in FIG. 4;

FIG. 7 is a front perspective view of a second embodiment of a bag that includes a black inner bag and a white outer bag with pattern;

FIG. 8 is a front view of the bag of FIG. 7, the back view being the same as the front view;

FIG. 9 is an exploded view of the bag of FIG. 7, showing the black inner bag and the white outer bag with pattern;

FIG. 10 is a detail view of a portion of the white outer bag with pattern designated by broken line box 10 of FIG. 7;

FIG. 11 is a cross-section view taken along line 11-11 of the portion shown in FIG. 10;

FIG. 12 indicates a stretched configuration of the portion shown in FIG. 10;

FIG. 13 is a front perspective view of a third embodiment of a bag that includes a black inner bag with pattern and a white outer bag with pattern;

FIG. 14 is a front view of the bag of FIG. 13, the back view being the same as the front view;

FIG. 15 is an exploded view of the bag of FIG. 13, showing the black inner bag with pattern and the white outer bag with pattern;

FIG. 16 is a detail view of a portion of the dual layer bag showing the white outer bag with pattern designated by broken line box 16 of FIG. 13;

FIG. 17 is a detail view of a portion of the black inner bag with pattern designated by broken line box 17 of FIG. 15;

FIG. 18 is a detail view of a portion of the white outer bag with pattern designated by broken line box 18 of FIG. 15;

FIG. 19 is a cross-section view taken along line 19-19 of the portion shown in FIG. 16;

FIG. 20 is a cross-section view taken along line 20-20 of the portion shown in FIG. 17;

FIG. 21 is a cross-section view taken along line 21-21 of the portion shown in FIG. 18;

(Continued)

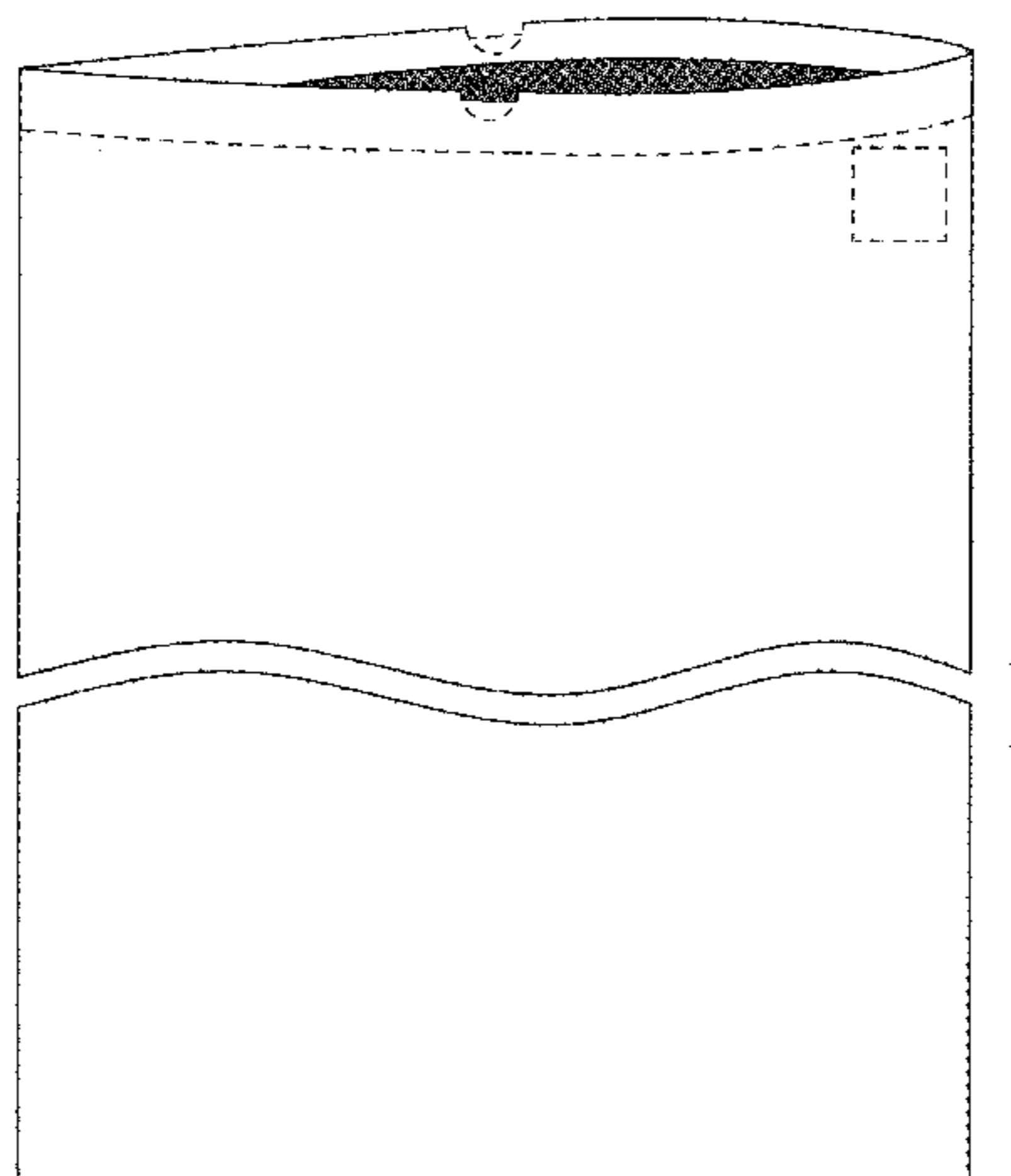


FIG. 22 indicates a stretched configuration of the portion shown in FIG. 16;

FIG. 23 indicates a stretched configuration of the portion shown in FIG. 17; and,

FIG. 24 indicates a stretched configuration of the portion shown in FIG. 18.

The broken lines in the drawings illustrate portions of the dual bag that form no part of the claimed design. The bracket showing broken away portions illustrate the bag has no specific length. Where a broken line box is indicated, material inside the box is part of the claimed design.

1 Claim, 19 Drawing Sheets

Related U.S. Application Data

(60) continuation of application No. 29/504,243, filed on Oct. 3, 2014, now Pat. No. Des. 750,499, and a continuation of application No. 29/504,247, filed on Oct. 3, 2014, now Pat. No. Des. 750,404, and a continuation of application No. 29/504,251, filed on Oct. 3, 2014, now Pat. No. Des. 762,483, said application No. 29/504,240 is a continuation of application No. 13/189,772, filed on Jul. 25, 2011, now Pat. No. 8,865,289, said application No. 29/504,243 is a continuation of application No. 13/189,772, filed on Jul. 25, 2011, now Pat. No. 8,865,289, said application No. 29/504,247 is a continuation of application No. 13/189,772, filed on Jul. 25, 2011, now Pat. No. 8,865,289, said application No. 29/504,251 is a continuation of application No. 13/189,772, filed on Jul. 25, 2011, now Pat. No. 8,865,289, said application No. 29/504,240 is a continuation of application No. 13/552,352, filed on Jul. 18, 2012, now Pat. No. 9,486,977, said application No. 29/504,243 is a continuation of application No. 13/552,352, filed on Jul. 18, 2012, now Pat. No. 9,486,977, said application No. 29/504,247 is a continuation of application No. 13/552,352, filed on Jul. 18, 2012, now Pat. No. 9,486,977, said application No. 29/504,251 is a continuation of application No. 13/552,352, filed on Jul. 18, 2012, now Pat. No. 9,486,977, said application No. 29/504,240 is a continuation of application No. 14/195,565, filed on Mar. 3, 2014, now Pat. No. 9,469,441, said application No. 29/504,243 is a continuation of application No. 14/195,565, filed on Mar. 3, 2014, now Pat. No. 9,469,441, said application No. 29/504,247 is a continuation of application No. 14/195,565, filed on Mar. 3, 2014, now Pat. No. 9,469,441, said application No. 29/504,251 is a continuation of application No. 14/195,565, filed on Mar. 3, 2014, now Pat. No. 9,469,441, which is a division of application No. 13/433,133, filed on Mar. 28, 2012, now Pat. No. 8,734,016, said application No. 29/548,775 is a continuation of application No. 13/838,394, filed on Mar. 15, 2013, now Pat. No. 9,393,757, and a continuation of application No. 13/838,577, filed on Mar. 15, 2013, now Pat. No. 9,566,760, and a continuation of application No. 13/838,770, filed on Mar. 15, 2013, now Pat. No. 9,604,429, said application No. 13/838,394 is a continuation-in-part of application No. 13/454,412, filed on Apr. 24, 2012, now Pat. No. 9,381,697, said application No. 13/838,577 is a continuation-in-part of application No. 13/454,412, filed on Apr. 24, 2012, now Pat. No. 9,381,697, said application No. 13/838,770 is a continuation-in-part of application

No. 13/454,412, filed on Apr. 24, 2012, now Pat. No. 9,381,697, said application No. 13/838,394 is a continuation of application No. 13/454,474, filed on Apr. 24, 2012, now Pat. No. 9,381,718, said application No. 13/838,577 is a continuation-in-part of application No. 13/454,474, filed on Apr. 27, 2012, now Pat. No. 9,381,718, said application No. 13/838,770 is a continuation-in-part of application No. 13/454,474, filed on Apr. 24, 2012, now Pat. No. 9,381,718, said application No. 13/838,394 is a continuation-in-part of application No. 13/552,352, filed on Jul. 18, 2012, now Pat. No. 9,486,977, said application No. 13/838,577 is a continuation-in-part of application No. 13/552,352, filed on Jul. 18, 2012, now Pat. No. 9,486,977, said application No. 13/838,770 is a continuation of application No. 13/552,352, filed on Jul. 18, 2012, now Pat. No. 9,486,977, said application No. 13/838,394 is a continuation-in-part of application No. 13/660,844, filed on Oct. 25, 2012, now Pat. No. 8,865,294, said application No. 13/838,577 is a continuation-in-part of application No. 13/660,844, filed on Oct. 25, 2012, now Pat. No. 8,865,294, said application No. 13/838,770 is a continuation-in-part of application No. 13/660,844, filed on Oct. 25, 2012, now Pat. No. 8,865,294, said application No. 13/660,844, filed on Oct. 25, 2012, now Pat. No. 8,865,294, said application No. 13/838,394 is a continuation-in-part of application No. 12/947,025, filed on Nov. 16, 2010, now Pat. No. 8,603,609, said application No. 13/838,577 is a continuation-in-part of application No. 12/947,025, filed on Nov. 16, 2010, now Pat. No. 8,603,609, said application No. 13/838,770 is a continuation-in-part of application No. 12/947,025, filed on Nov. 16, 2010, now Pat. No. 8,603,609.

(58) **Field of Classification Search**

USPC D9/414, 418, 444; 383/26, 119, 127, 33, 383/71-75, 103; 229/87.06, 87.08, 87.01, 229/92.1; 222/92, 107, 215; 220/495.03, 220/495.01; D3/303, 201; 428/35.2, 79, 428/199, 542.6; 434/162; 402/79; D5/57-61, 99; 281/2, 3.1, 5, 38, 51; 283/117, 62, 74, 93, 103, 115; D19/1-10, 100
CPC B65D 33/02; B65D 33/24; B65D 33/01; B65D 81/00; B65D 81/03; B65D 81/2084; B65D 81/34; B65D 81/3461; A47J 36/027

See application file for complete search history.

(56) **References Cited**

U.S. PATENT DOCUMENTS

D189,544 S * 1/1961 Harris D5/54
3,123,279 A * 3/1964 Day B65D 31/00
383/102
3,550,839 A * 12/1970 Clayton B29C 43/305
383/116
5,651,455 A * 7/1997 Garcia A45C 3/00
206/287.1
D748,990 S * 2/2016 Cisek B29C 55/18
D9/706
D769,730 S * 10/2016 Andrus D9/703
9,546,277 B2 * 1/2017 Cobler C08L 101/12
2013/0188891 A1 * 7/2013 Maxwell B65F 1/0006
383/75

* cited by examiner

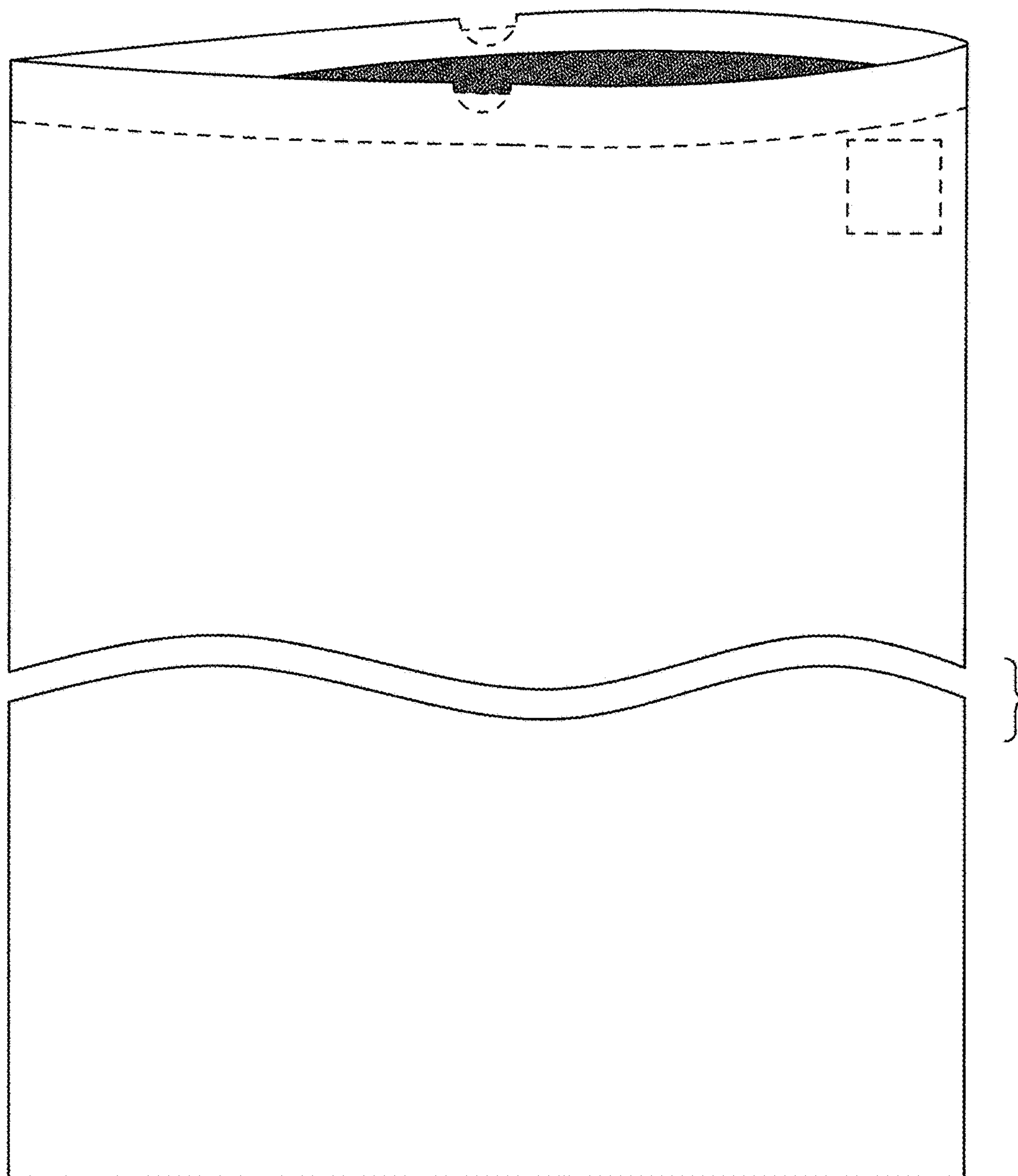


FIG. 1

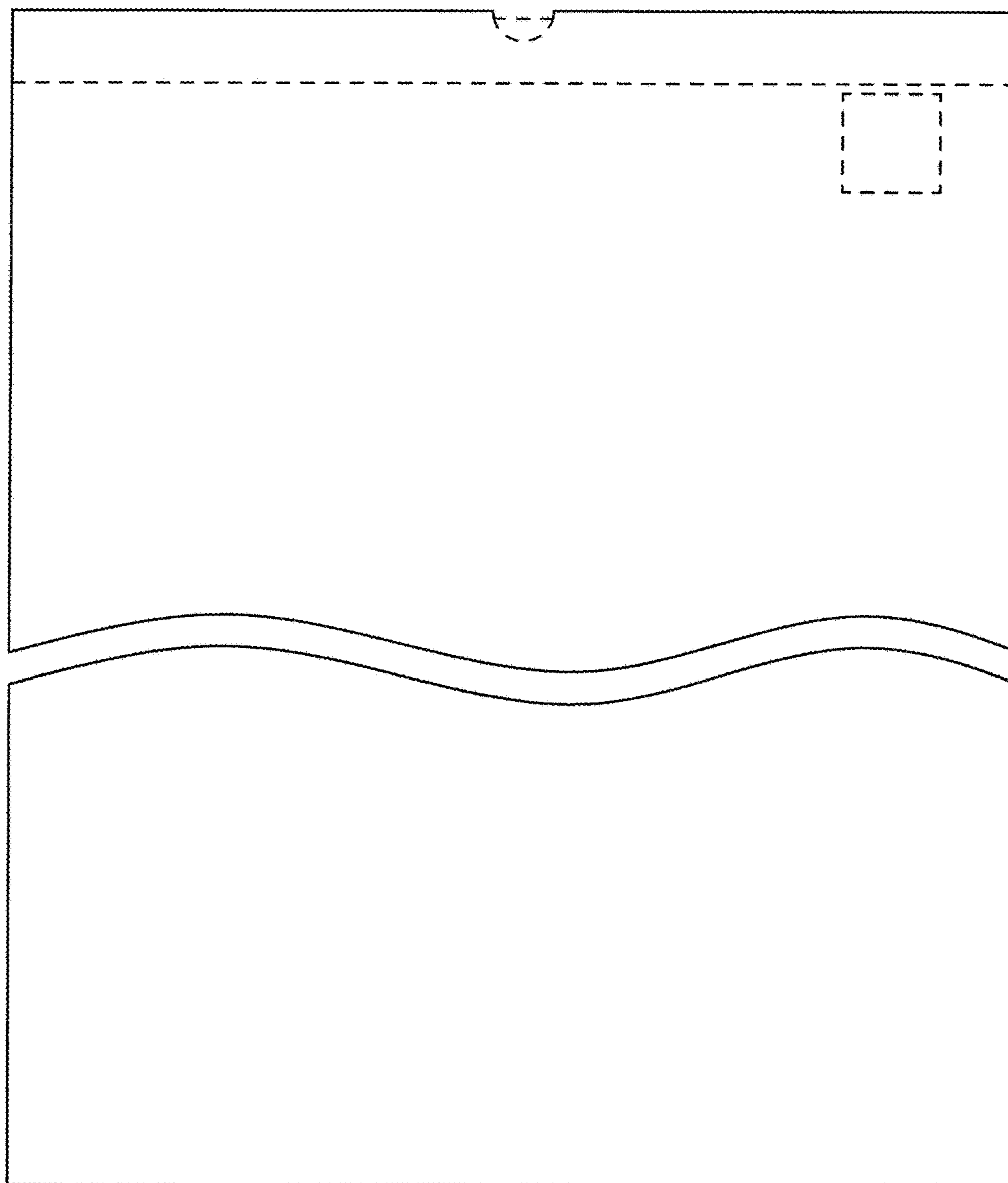
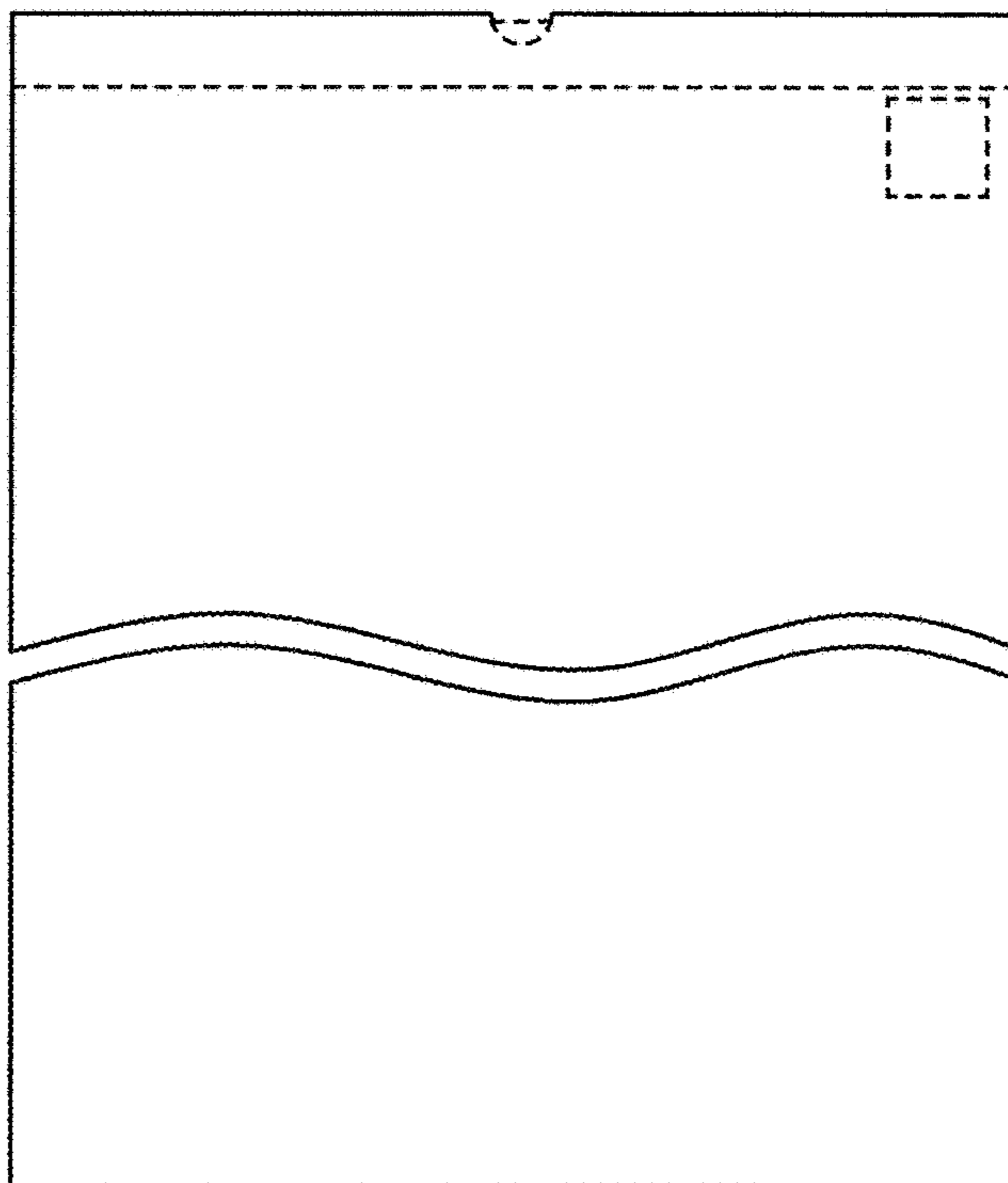



FIG. 2

FIG. 3






FIG. 4

5

FIG. 5




FIG. 6

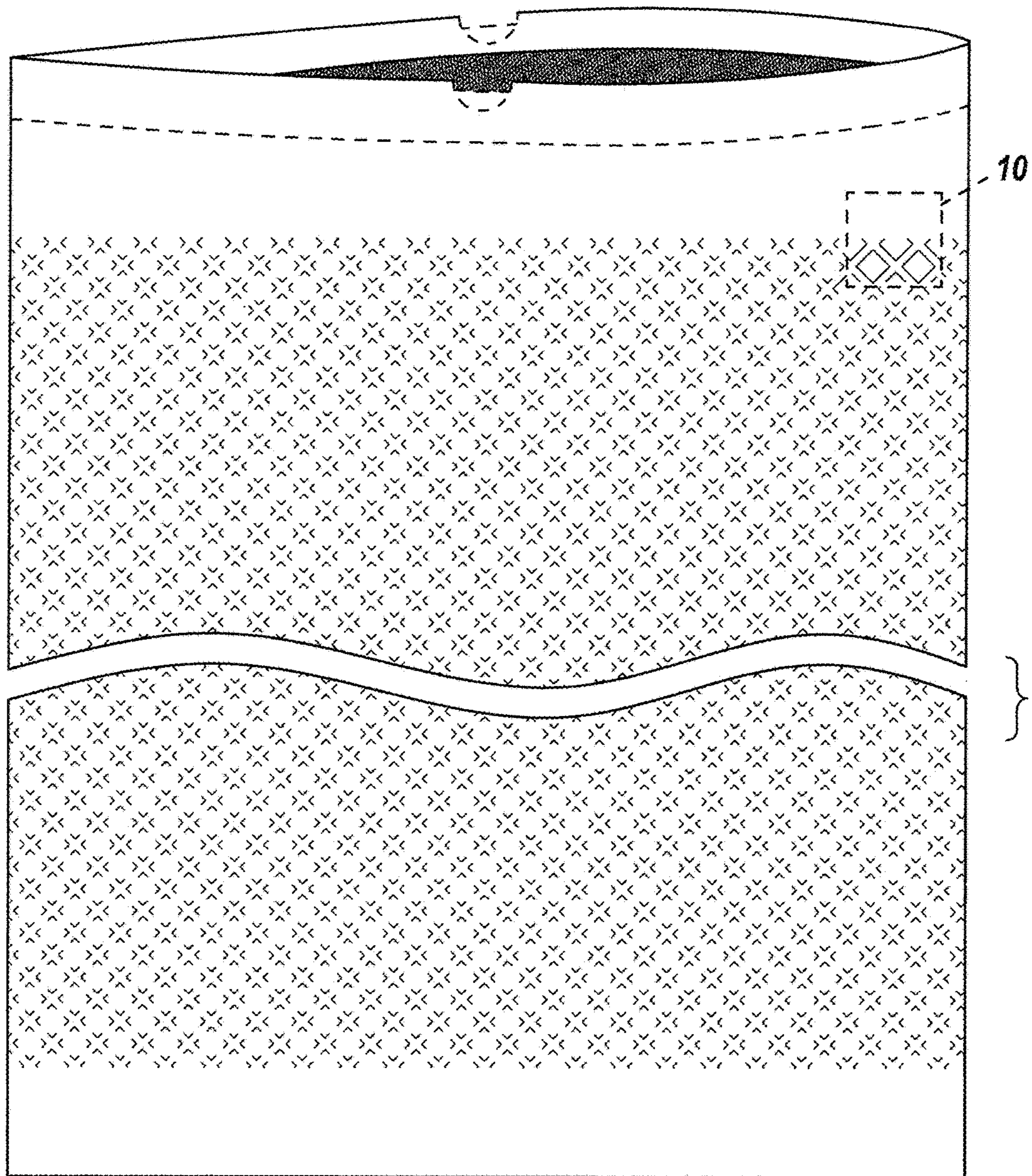


FIG. 7

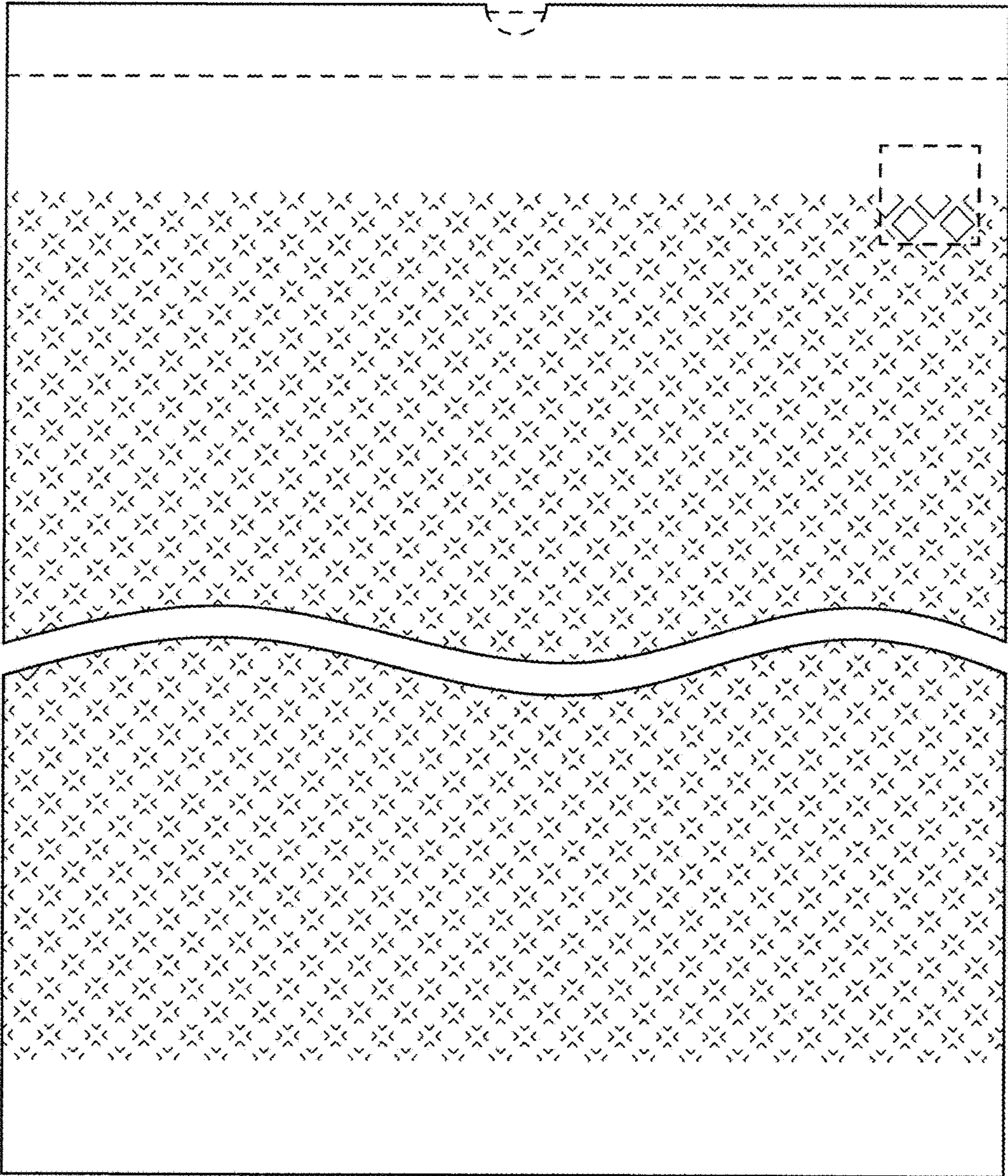
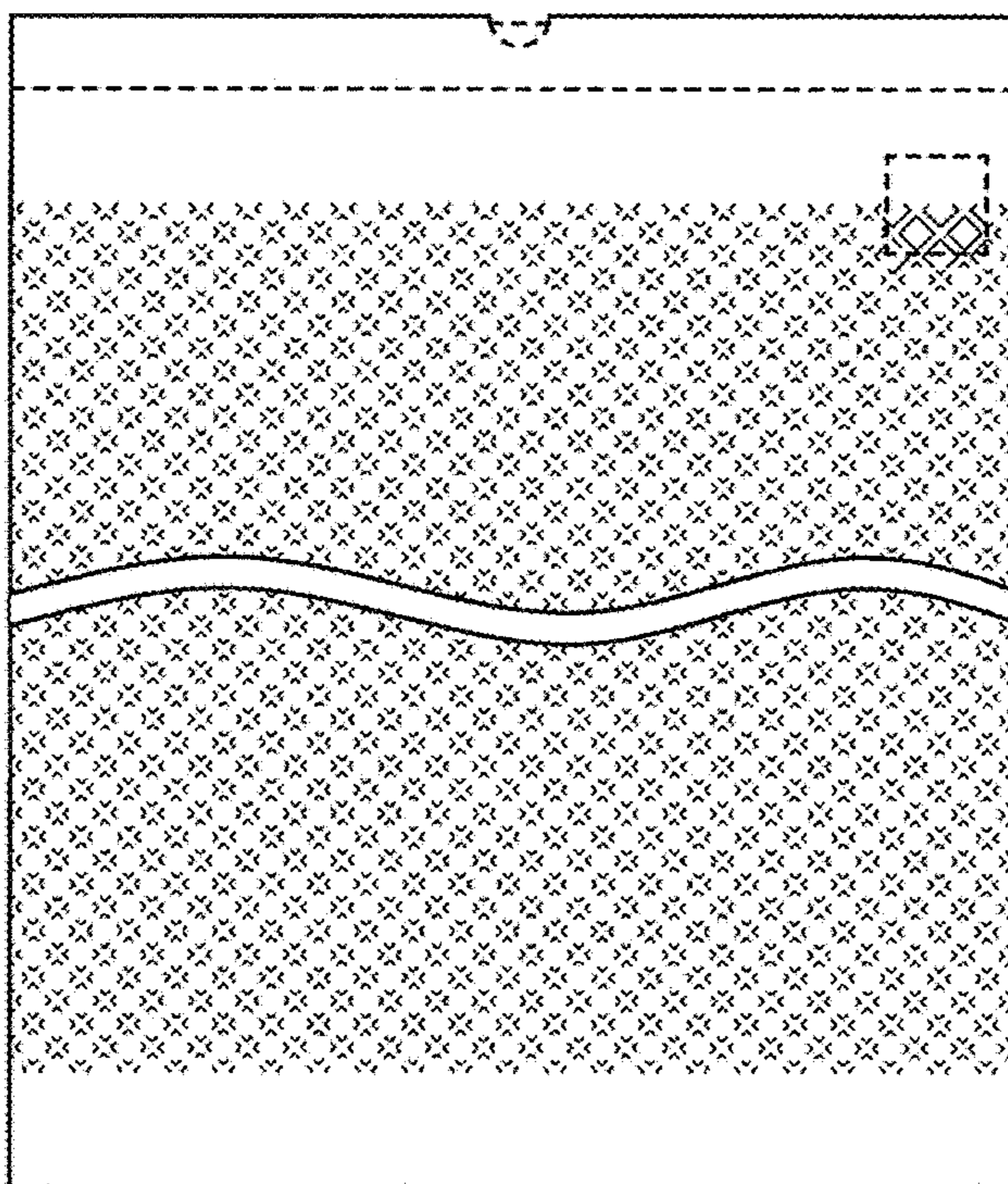



FIG. 8

FIG. 9



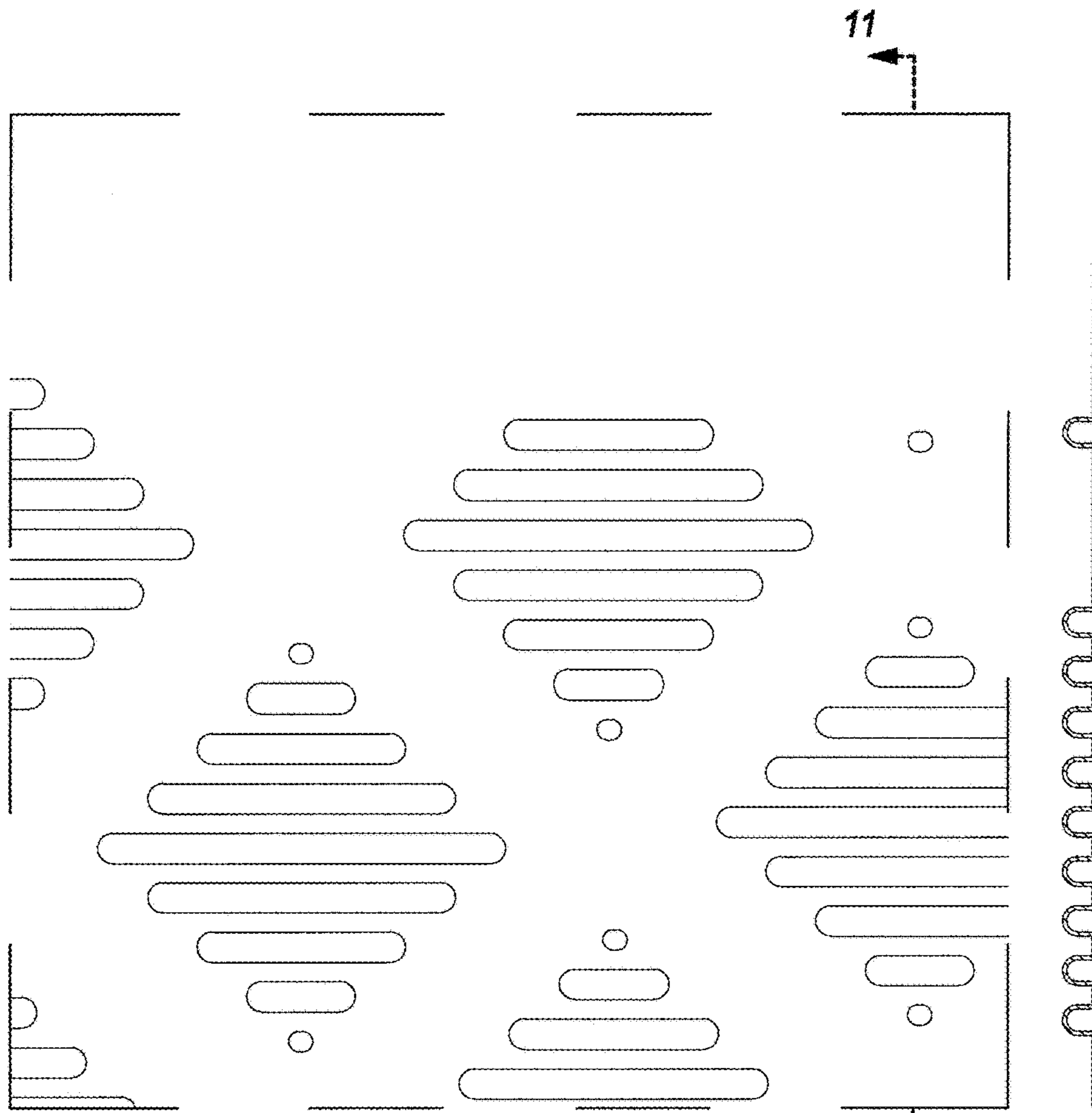


FIG. 10

11

FIG. 11




FIG. 12

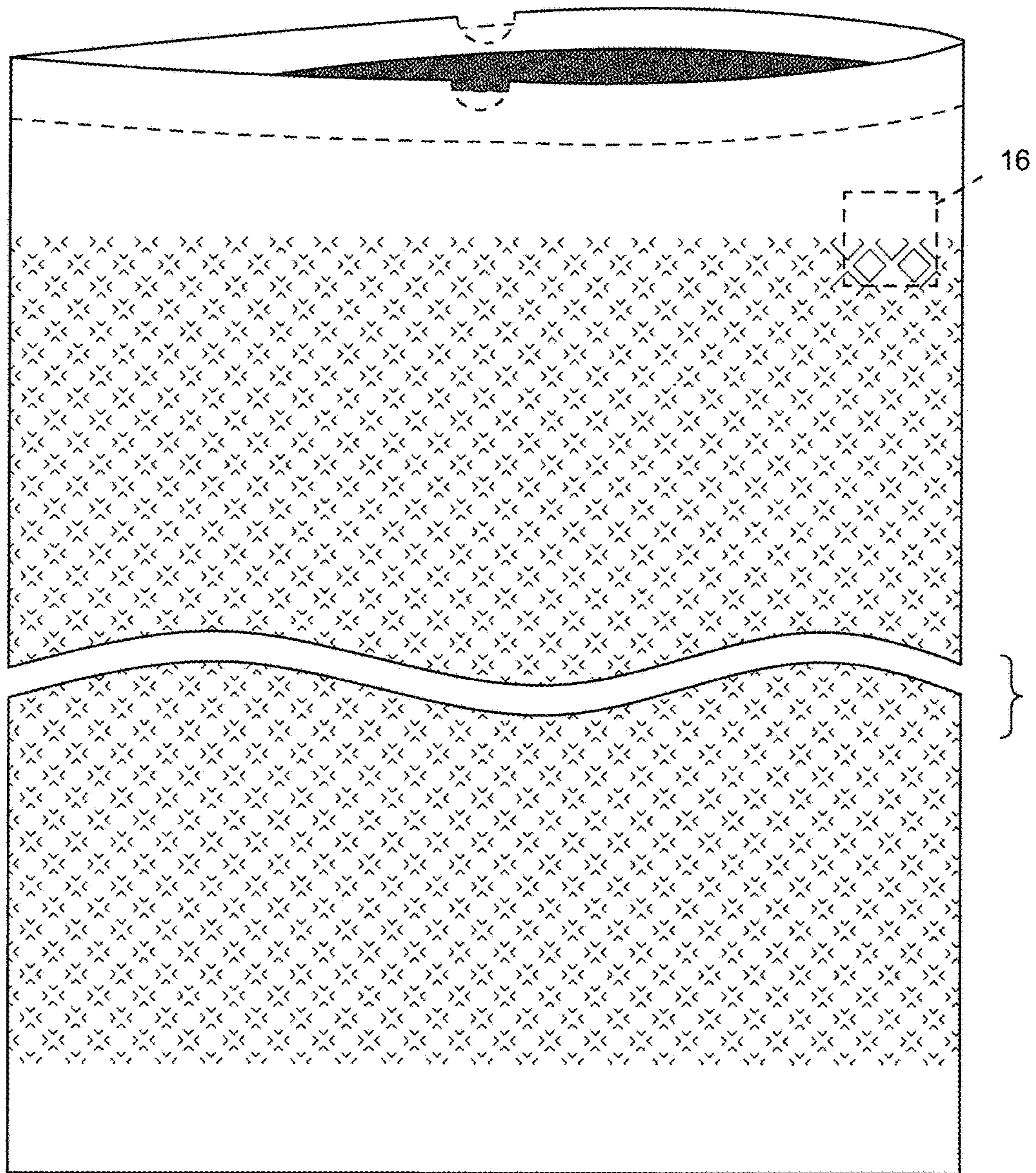


FIG. 13

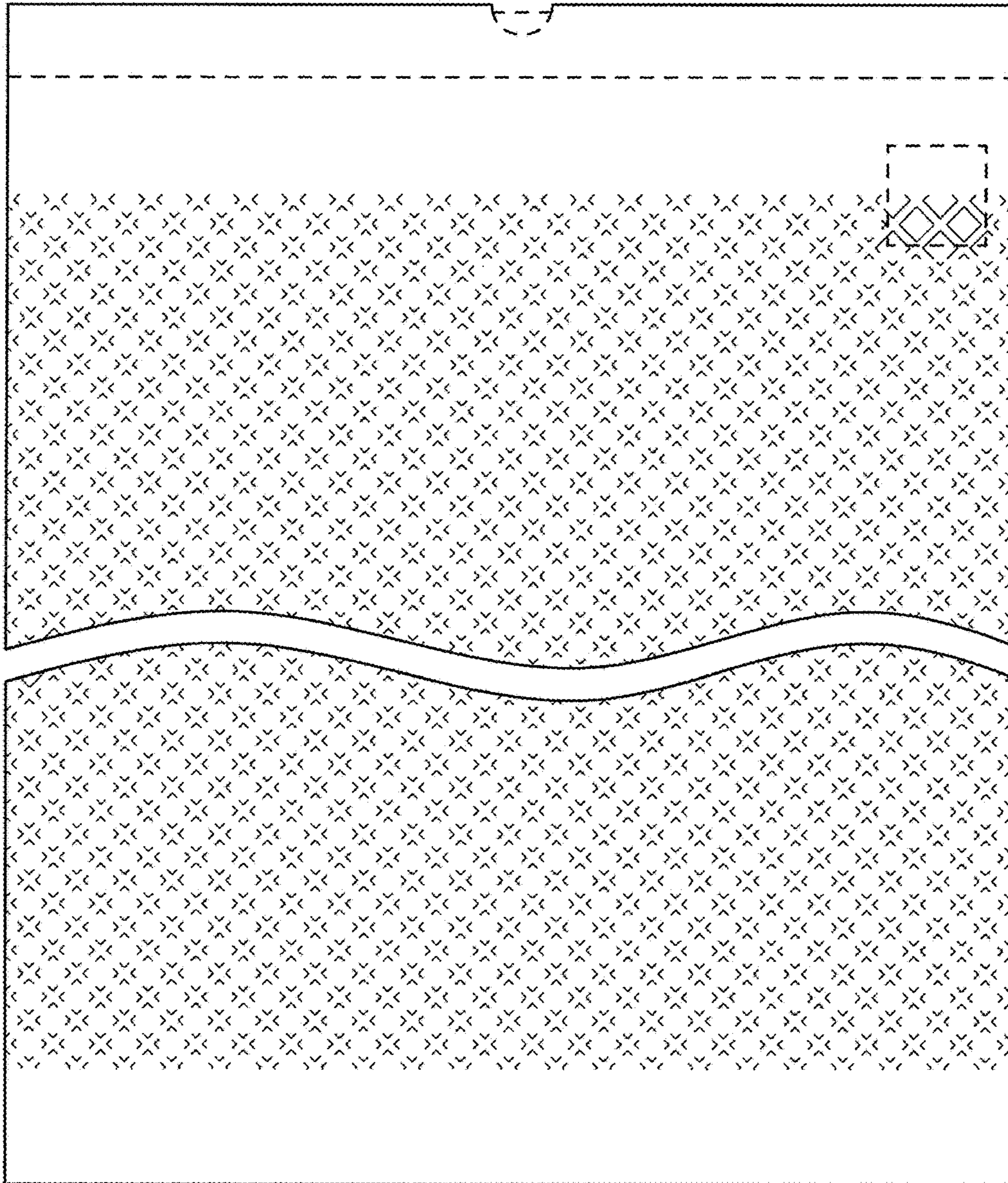
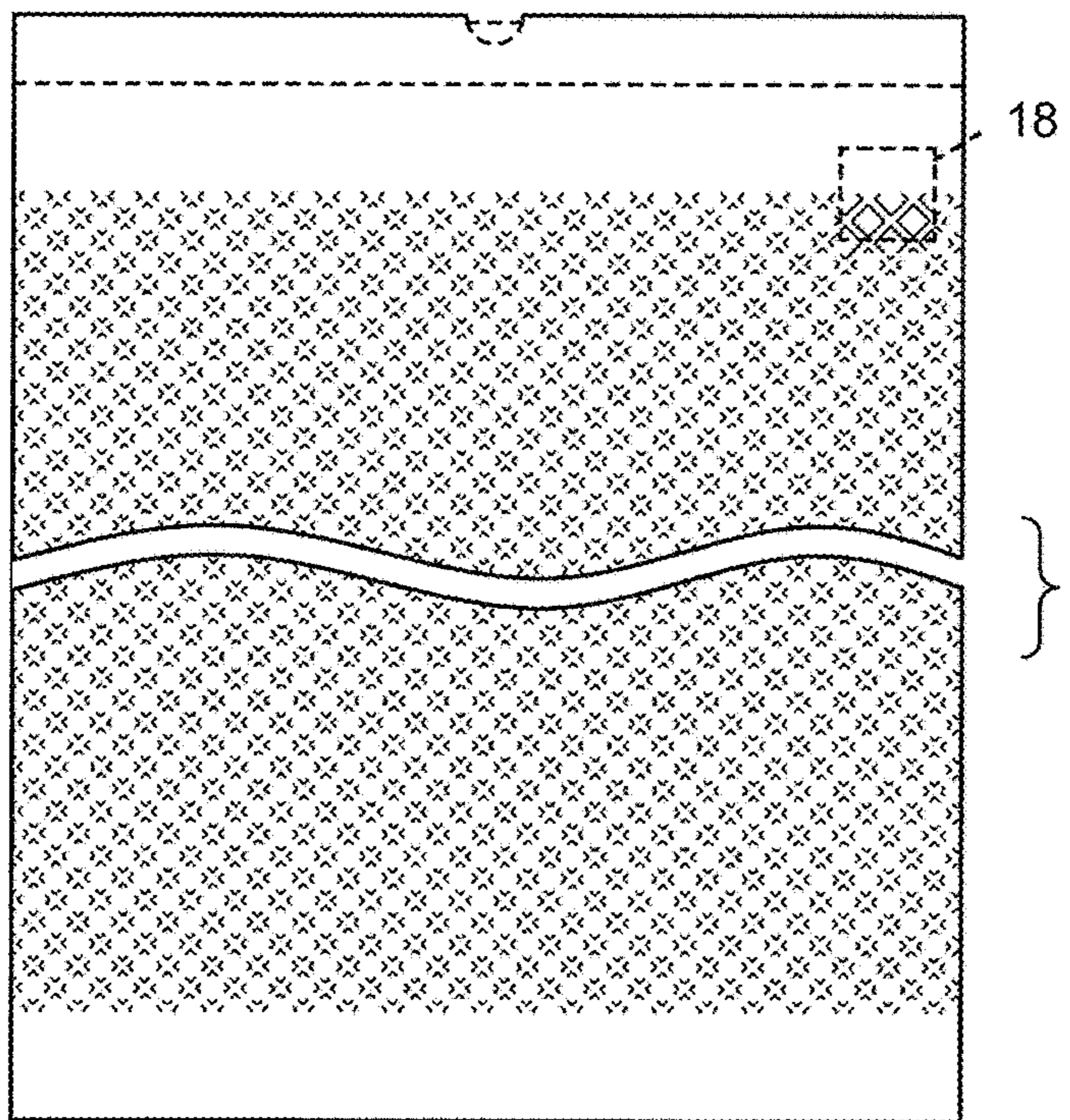
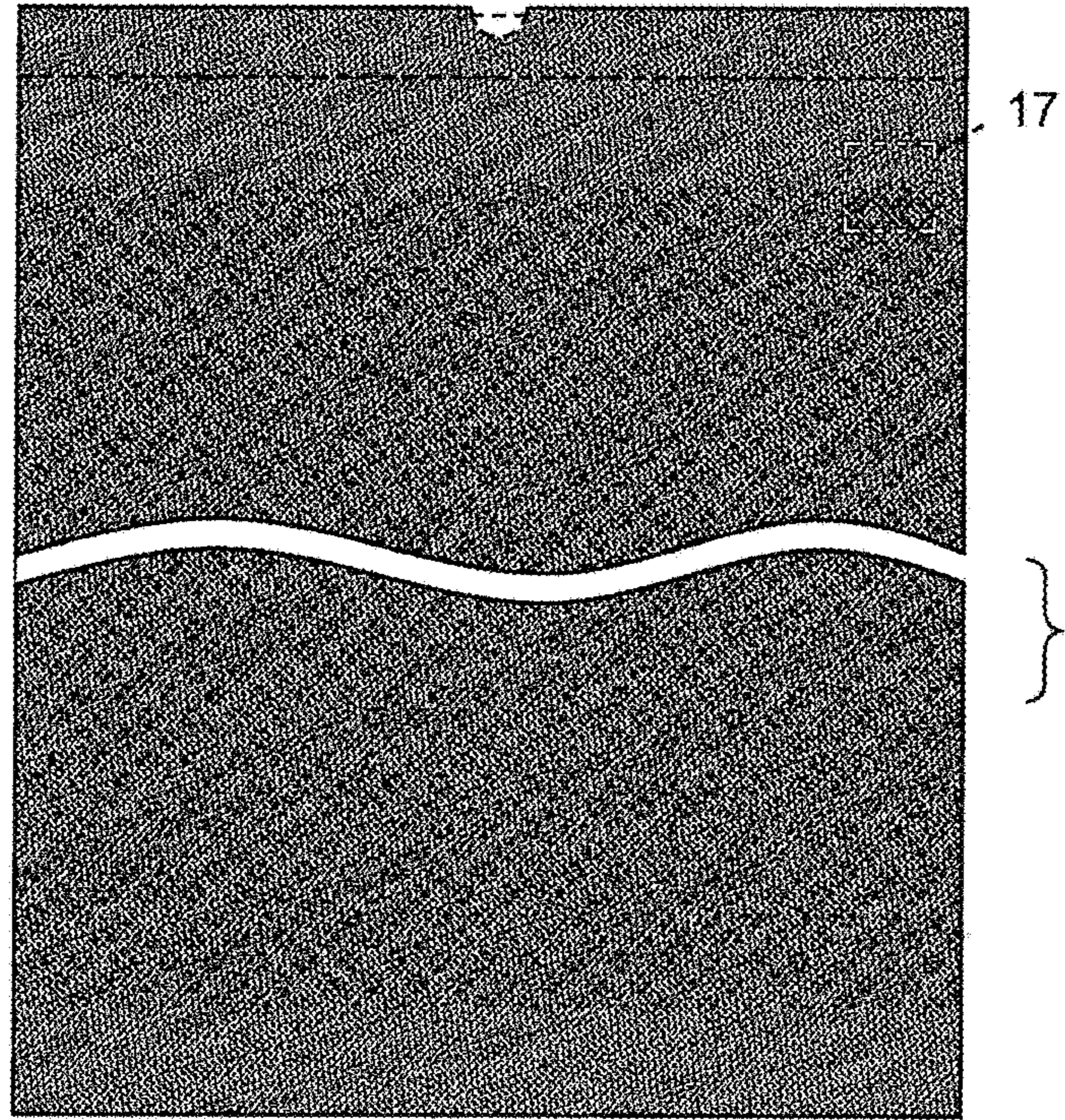


FIG. 14

FIG. 15






FIG. 16

19

FIG. 19




FIG. 17

20

20



FIG. 20

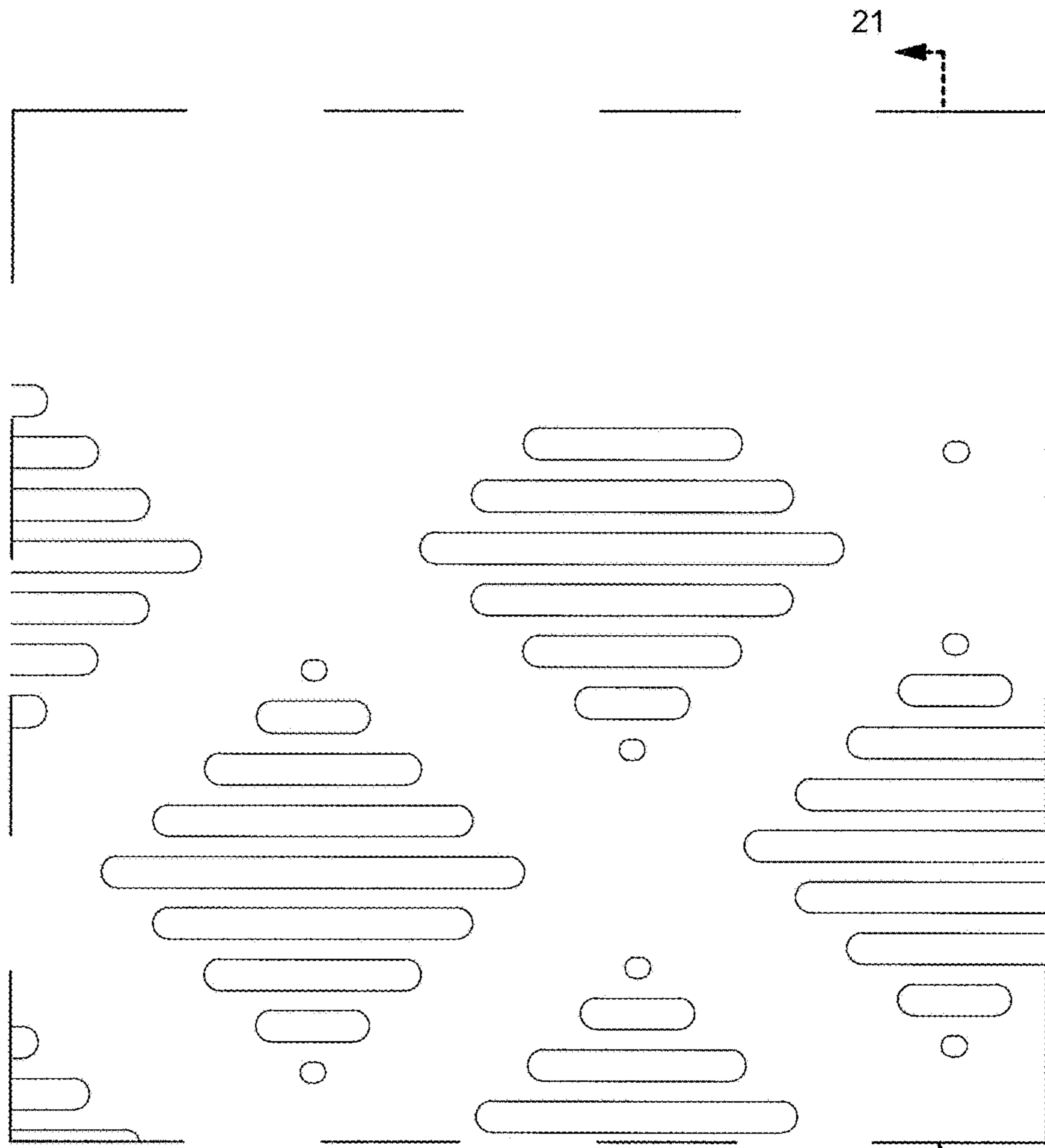


FIG. 18

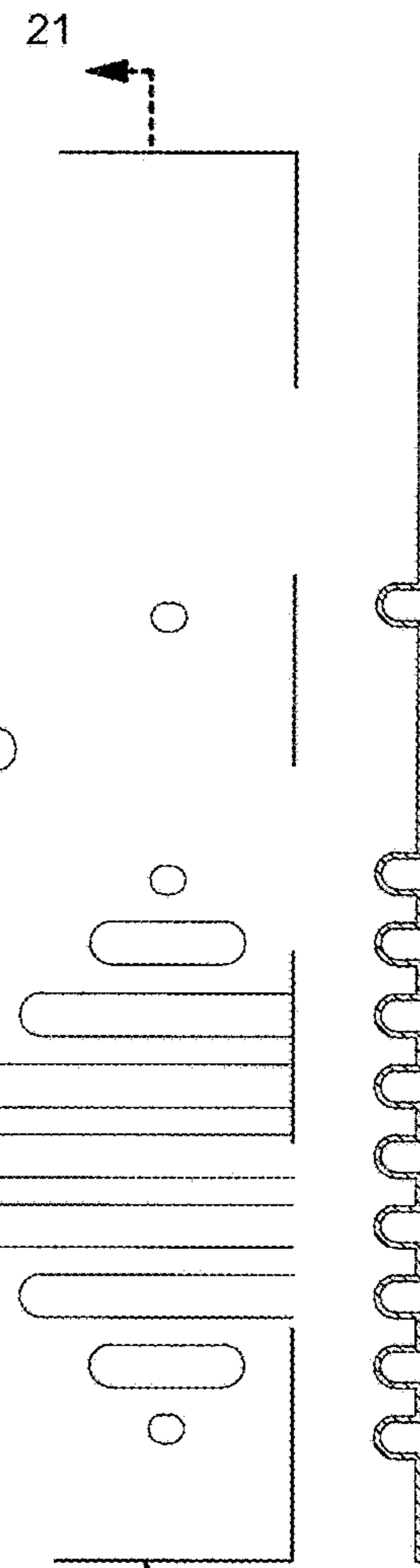


FIG. 21




FIG. 22




FIG. 23




FIG. 24