



US00D811897S

(12) **United States Design Patent** (10) **Patent No.:** **US D811,897 S**  
**Cisek et al.** (45) **Date of Patent:** **\*\* \*Mar. 6, 2018**

(54) **DUAL BAG WITH WHITE INNER BAG AND BLACK OUTER BAG**

(71) Applicant: **The Glad Products Company,**  
Oakland, CA (US)

(72) Inventors: **Ronald J. Cisek,** Willowbrook, IL (US); **Mark D. Pszczolkowski,** Willowbrook, IL (US); **Dean Ferracane,** Willowbrook, IL (US); **Jack F. Melvan,** Willowbrook, IL (US); **Sarah A. Kuhl,** Willowbrook, IL (US); **Michael G. Borchardt,** Willowbrook, IL (US)

(73) Assignee: **The Glad Products Company,**  
Oakland, CA (US)

(\*) Notice: This patent is subject to a terminal disclaimer.

(\*\*) Term: **15 Years**

(21) Appl. No.: **29/548,760**

(22) Filed: **Dec. 16, 2015**

**Related U.S. Application Data**

(60) Continuation of application No. 29/504,240, filed on Oct. 3, 2014, now Pat. No. Des. 748,990, and a

(Continued)

(51) **LOC (11) Cl.** ..... **09-05**

(52) **U.S. Cl.**  
USPC ..... **D9/706**

(58) **Field of Classification Search**  
USPC ..... D9/702-714, 720-722, 424, 430-433,

(Continued)

(56) **References Cited**

**U.S. PATENT DOCUMENTS**

D67,196 S \* 5/1925 Frisch ..... D9/451  
D103,446 S \* 3/1937 Amend ..... D9/705

(Continued)

Primary Examiner — Abraham Bahta

(74) *Attorney, Agent, or Firm* — Thomas C. Feix

(57) **CLAIM**

The ornamental design for a dual bag with a white inner bag and a black outer bag, as shown and described.

**DESCRIPTION**

FIG. 1 is a front perspective view of a first embodiment of a bag that includes a white inner bag with pattern and a black outer bag;

FIG. 2 is a front view of the bag of FIG. 1, the back view being the same as the front view;

FIG. 3 is an exploded view of the bag of FIG. 1, showing the white inner bag with pattern and the black outer bag;

FIG. 4 is a detail view of a portion of the white inner bag with pattern designated by broken line box 4 of FIG. 3;

FIG. 5 is a cross-section view taken along line 5-5 of the portion shown in FIG. 4;

FIG. 6 indicates a stretched configuration of the portion shown in FIG. 4;

FIG. 7 is a front perspective view of a second embodiment of a bag that includes a white inner bag and a black outer bag with pattern;

FIG. 8 is a front view of the bag of FIG. 7, the back view being the same as the front view;

FIG. 9 is an exploded view of the bag of FIG. 7, showing the white inner bag and the black outer bag with pattern;

FIG. 10 is a detail view of a portion of the black outer bag with pattern designated by broken line box 10 of FIG. 7;

FIG. 11 is a cross-section view taken along line 11-11 of the portion shown in FIG. 10;

FIG. 12 indicates a stretched configuration of the portion shown in FIG. 10;

FIG. 13 is a front perspective view of a third embodiment of a bag that includes a white inner bag with pattern and a black outer bag with pattern;

FIG. 14 is a front view of the bag of FIG. 13, the back view being the same as the front view;

FIG. 15 is an exploded view of the bag of FIG. 13, showing the white inner bag with pattern and the black outer bag with pattern;

FIG. 16 is a detail view of a portion of the dual layer bag showing the black outer bag with pattern designated by broken line box 16 of FIG. 13;

FIG. 17 is a detail view of a portion of the white inner bag with pattern designated by broken line box 17 of FIG. 15;

(Continued)




FIG. 18 is a detail view of a portion of the black outer bag with pattern designated by box 18 of FIG. 15;  
 FIG. 19 is a cross-section view taken along line 19-19 of the portion shown in FIG. 16;  
 FIG. 20 is a cross-section view taken along line 20-20 of the portion shown in FIG. 17;  
 FIG. 21 is a cross-section view taken along line 21-21 of the portion shown in FIG. 18;  
 FIG. 22 indicates a stretched configuration of the portion shown in FIG. 16;  
 FIG. 23 indicates a stretched configuration of the portion shown in FIG. 17; and,  
 FIG. 24 indicates a stretched configuration of the portion shown in FIG. 18.

The broken lines in the drawings illustrate portions of the dual bag that form no part of the claimed design. The bracket showing broken away portions illustrate the bag has no specific length. Where a broken line box is indicated, material inside the box is part of the claimed design.

**1 Claim, 19 Drawing Sheets**

**Related U.S. Application Data**

(60) continuation of application No. 29/504,243, filed on Oct. 3, 2014, now Pat. No. Des. 750,499, and a continuation of application No. 29/504,247, filed on Oct. 3, 2014, now Pat. No. Des. 750,404, and a continuation of application No. 29/504,251, filed on Oct. 3, 2014, now Pat. No. Des. 762,483, said application No. 29/504,240 is a continuation of application No. 13/189,772, filed on Jul. 25, 2011, now Pat. No. 8,865,289, said application No. 29/504,243 is a continuation of application No. 13/189,772, filed on Jul. 25, 2011, now Pat. No. 8,865,289, said application No. 29/504,247 is a continuation of application No. 13/189,772, filed on Jul. 25, 2011, now Pat. No. 8,865,289, said application No. 29/504,251 is a continuation of application No. 13/189,772, filed on Jul. 25, 2011, now Pat. No. 8,865,289, said application No. 29/504,240 is a continuation of application No. 13/552,352, filed on Jul. 18, 2012, now Pat. No. 9,486,977, said application No. 29/504,243 is a continuation of application No. 13/552,352, filed on Jul. 18, 2012, now Pat. No. 9,486,977, said application No. 29/504,247 is a continuation of application No. 13/552,352, filed on Jul. 18, 2012, now Pat. No. 9,486,977, said application No. 29/504,251 is a continuation of application No. 13/552,352, filed on Jul. 18, 2012, now Pat. No. 9,486,977, said application No. 29/504,240 is a continuation of application No. 14/195,565, filed on Mar. 3, 2014, now Pat. No. 9,469,441, said application No. 29/504,243 is a continuation of application No. 14/195,565, filed on Mar. 3, 2014, now Pat. No. 9,469,441, said application No. 29/504,247 is a continuation of application No. 14/195,565, filed on Mar. 3, 2014, now Pat. No. 9,469,441, which is a division of application No. 13/433,133, filed on Mar. 28, 2012, now Pat. No. 8,734,016, said application No. 29/548,760 is a continuation of application No. 13/838,394, filed on Mar. 15, 2013, now Pat. No. 9,393,757, and a continuation of application No. 13/838,577, filed on Mar. 15, 2013, now Pat. No. 9,566,760, which is a continuation-in-part of application No. 13/454,412, filed on Apr. 24, 2012,

now Pat. No. 9,381,697, said application No. 29/548,760 is a continuation of application No. 13/838,770, filed on Mar. 15, 2013, now Pat. No. 9,604,429, which is a continuation of application No. 13/454,412, filed on Apr. 24, 2012, now Pat. No. 9,381,697, said application No. 13/838,394 is a continuation-in-part of application No. 13/454,474, filed on Apr. 24, 2012, now Pat. No. 9,381,718, said application No. 13/838,577 is a continuation of application No. 13/454,474, filed on Apr. 24, 2012, now Pat. No. 9,381,718, said application No. 13/838,770 is a continuation-in-part of application No. 13/454,474, filed on Apr. 24, 2012, now Pat. No. 9,381,718, said application No. 13/838,394 is a continuation-in-part of application No. 13/552,352, filed on Jul. 18, 2012, now Pat. No. 9,486,977, said application No. 13/838,577 is a continuation-in-part of application No. 13/552,352, filed on Jul. 18, 2012, now Pat. No. 9,486,977, said application No. 13/838,770 is a continuation-in-part of application No. 13/552,352, filed on Jul. 18, 2012, now Pat. No. 9,486,977, said application No. 13/838,394 is a continuation-in-part of application No. 13/660,844, filed on Oct. 25, 2012, now Pat. No. 8,865,294, said application No. 13/838,770 is a continuation-in-part of application No. 13/660,844, filed on Oct. 25, 2012, now Pat. No. 8,865,294, said application No. 13/838,577 is a continuation-in-part of application No. 13/660,844, filed on Oct. 25, 2012, now Pat. No. 8,865,294, said application No. 13/838,394 is a continuation-in-part of application No. 12/947,025, filed on Nov. 16, 2010, now Pat. No. 8,603,609, said application No. 13/838,577 is a continuation-in-part of application No. 12/947,025, filed on Nov. 16, 2010, now Pat. No. 8,603,609, said application No. 13/838,770 is a continuation-in-part of application No. 12/947,025, filed on Nov. 16, 2010, now Pat. No. 8,603,609.

(58) **Field of Classification Search**

USPC ..... D9/414, 418, 444; 383/26, 119, 127, 33, 383/71-75, 103; 229/87.06, 87.08, 87.01, 229/92.1; 222/92, 107, 215; 220/495.03, 220/495.01; D3/303, 201; 428/35.2, 79, 428/199, 542.6; 434/162; 402/79; D5/57-61, 99; 281/2, 3.1, 5, 38, 51; 283/117, 62, 74, 93, 103, 115; D19/1-10, 100  
 CPC ..... B65D 33/02; B65D 33/24; B65D 33/01; B65D 81/00; B65D 81/03; B65D 81/2084; B65D 81/3461; A47J 36/027  
 See application file for complete search history.

(56) **References Cited**

U.S. PATENT DOCUMENTS

D189,544 S \* 1/1961 Harris ..... D5/54  
 3,123,279 A \* 3/1964 Day ..... B65D 31/00  
 383/102  
 3,550,839 A \* 12/1970 Clayton ..... B29C 43/305  
 383/116  
 5,651,455 A \* 7/1997 Garcia ..... A45C 3/00  
 206/287.1  
 D748,990 S \* 2/2016 Cisek ..... B29C 55/18  
 D9/706  
 D769,730 S \* 10/2016 Andrus ..... D9/703  
 9,546,277 B2 \* 1/2017 Cobler ..... C08L 101/12  
 2013/0188891 A1 \* 7/2013 Maxwell ..... B65F 1/0006  
 383/75

\* cited by examiner




FIG. 1



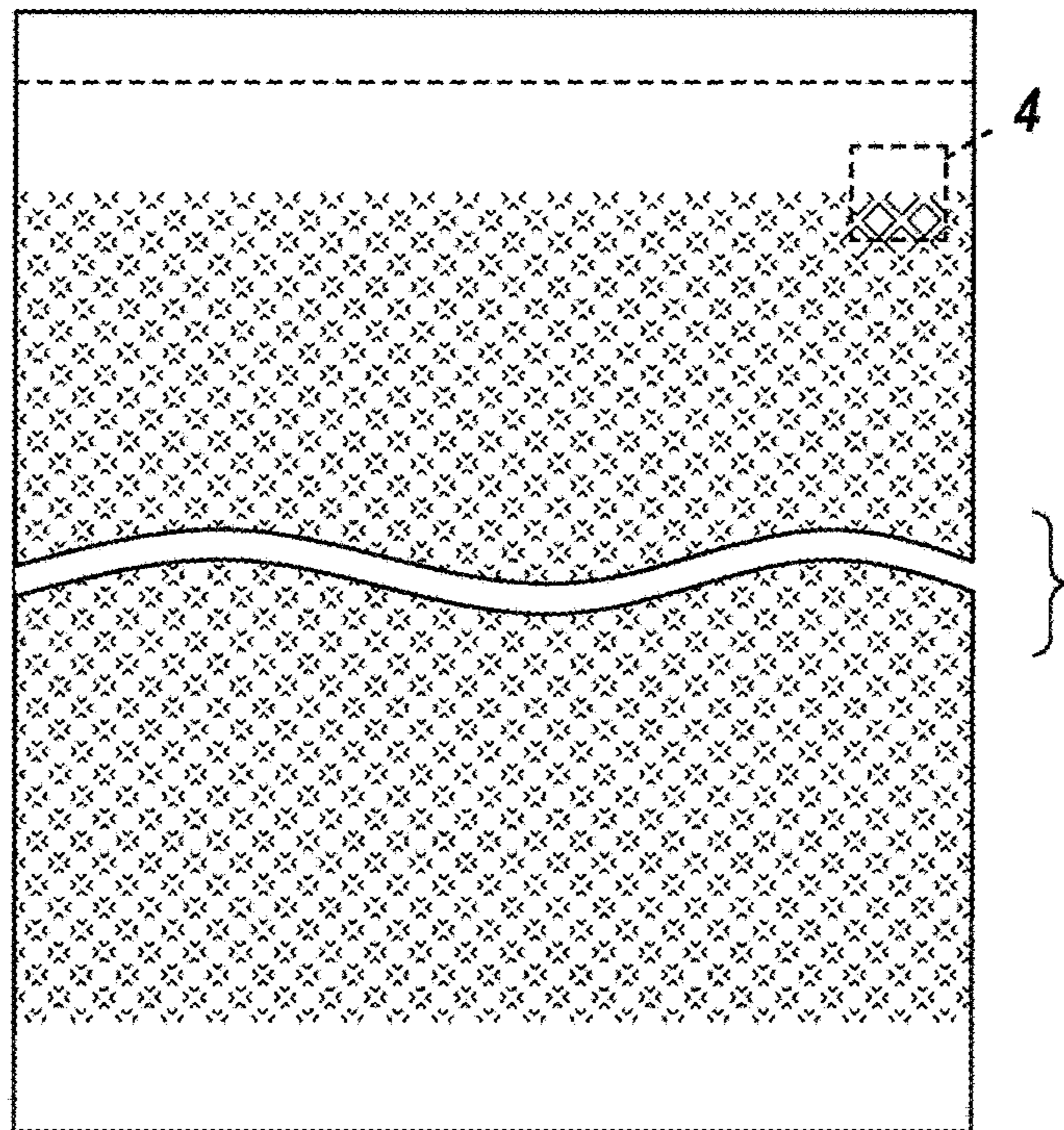


FIG. 2

FIG. 3






FIG. 4

5

FIG. 5




FIG. 6

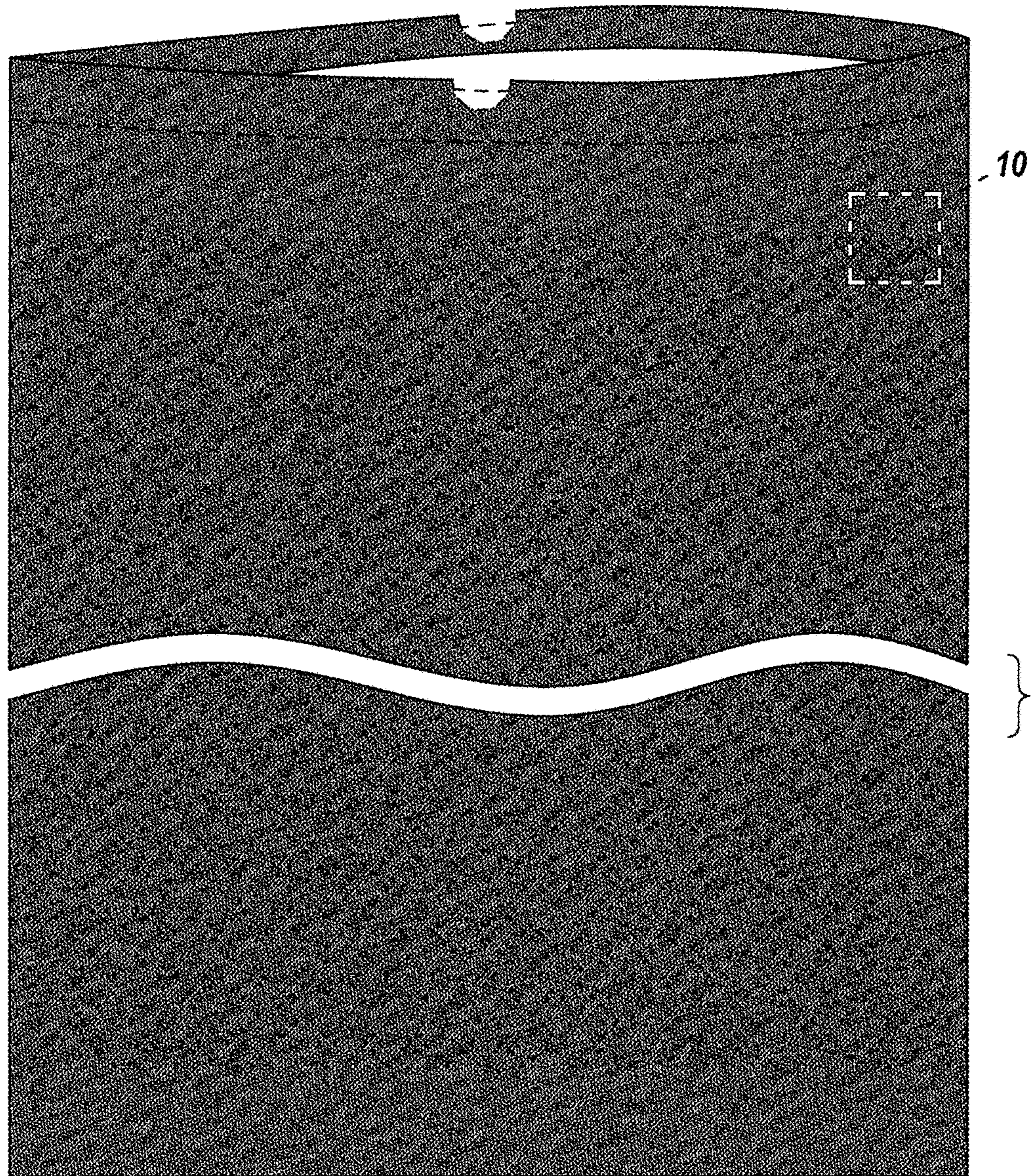


FIG. 7





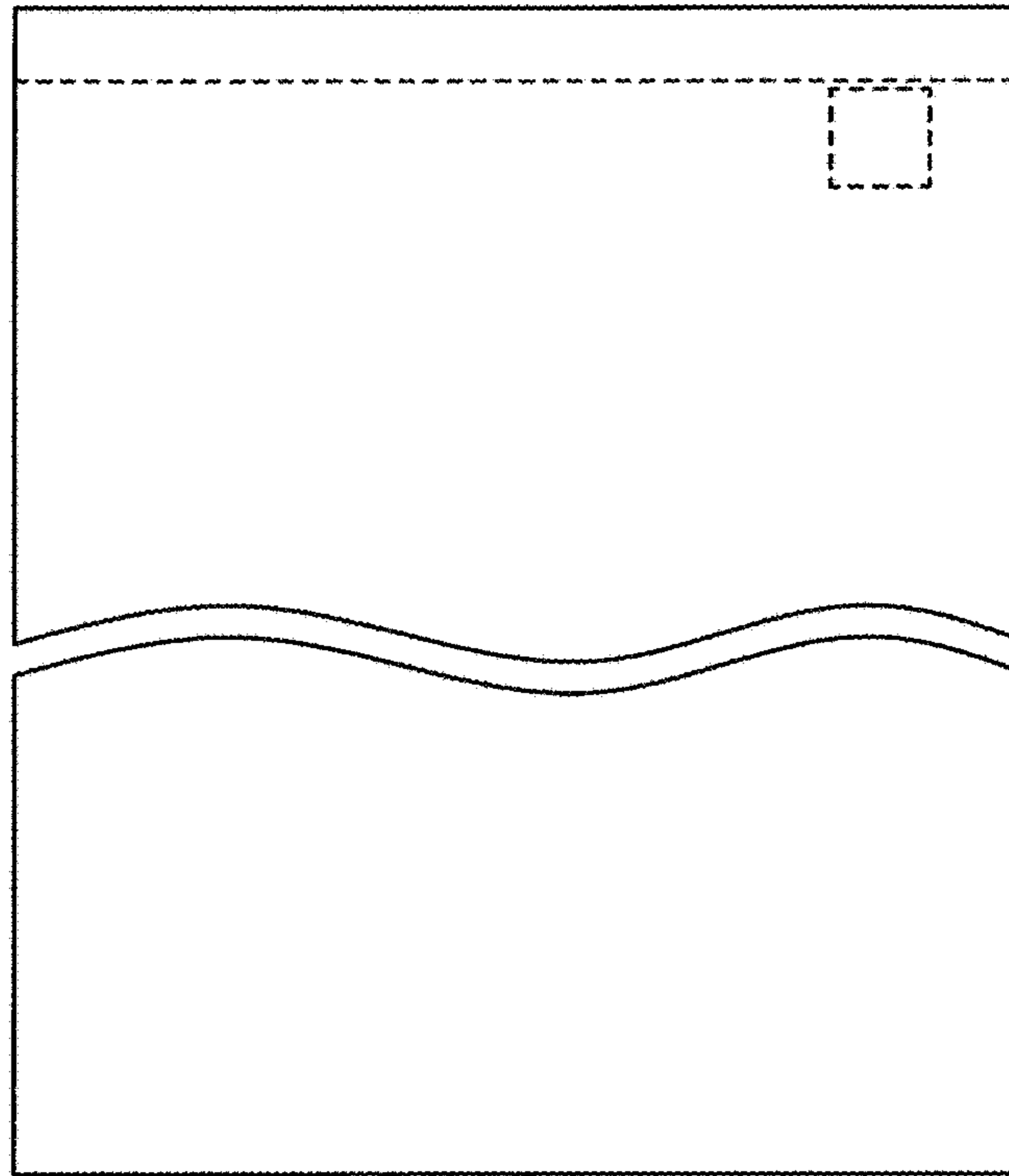


FIG. 8

FIG. 9






FIG. 10

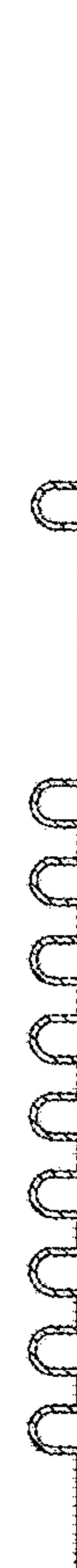


FIG. 11




FIG. 12

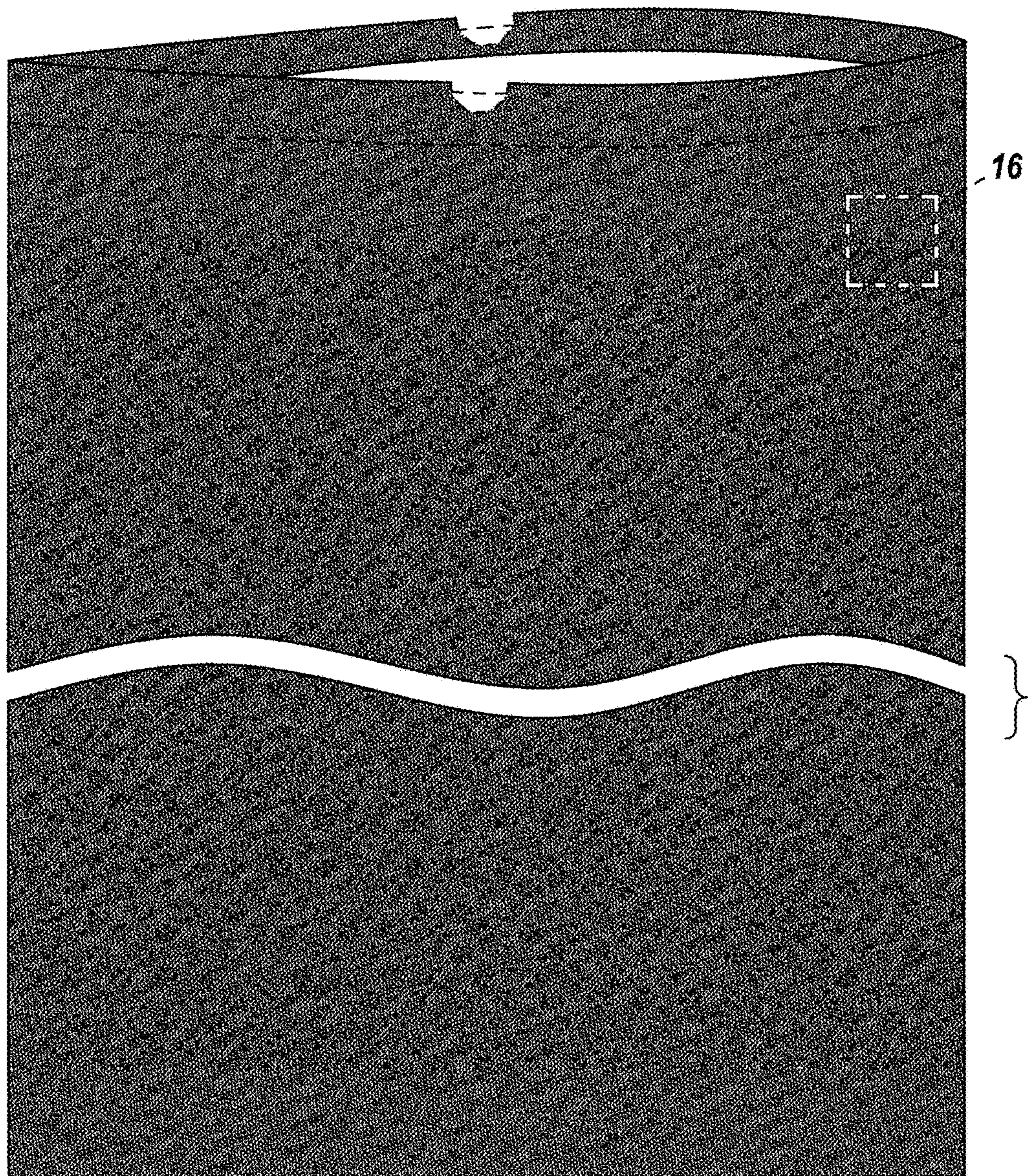


FIG. 13


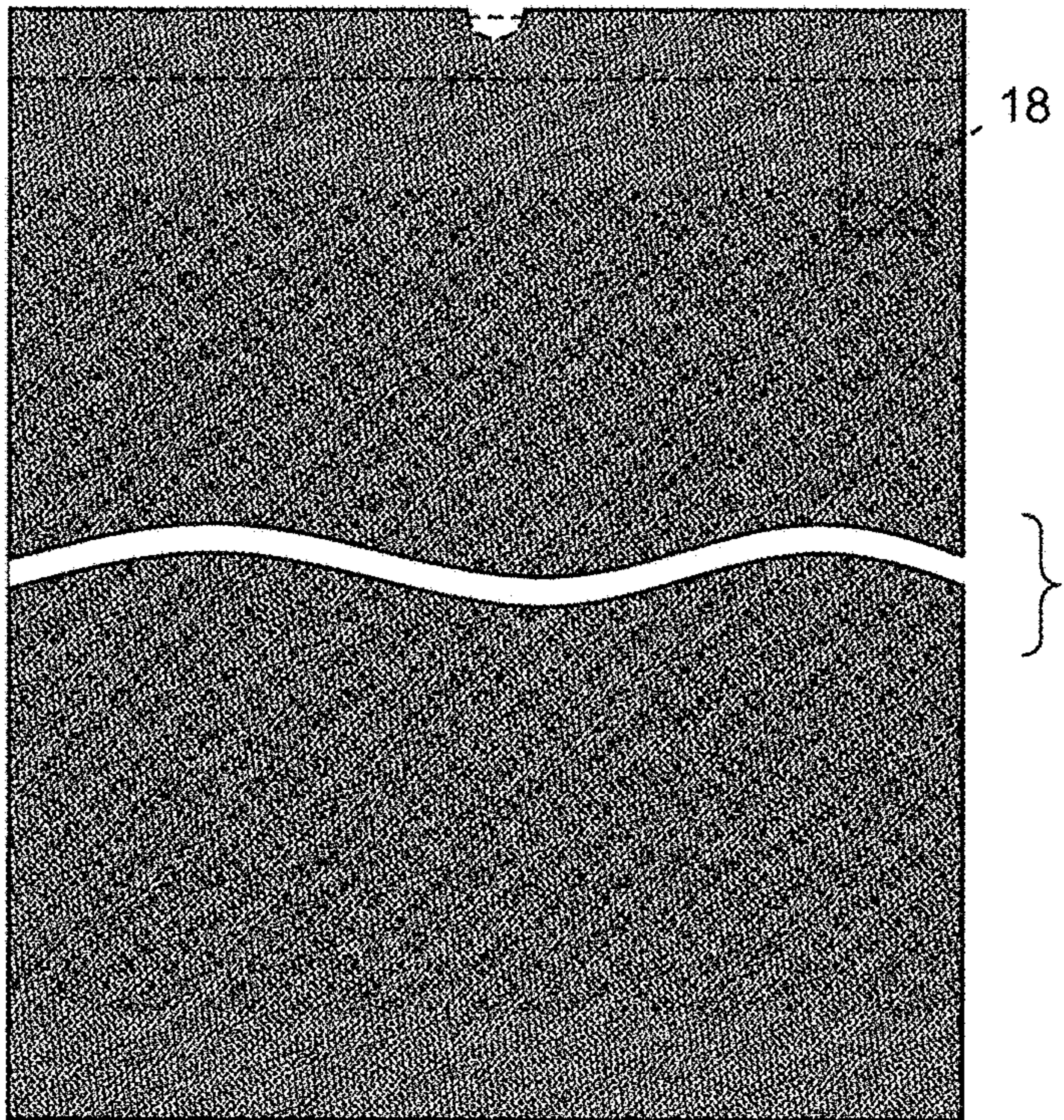
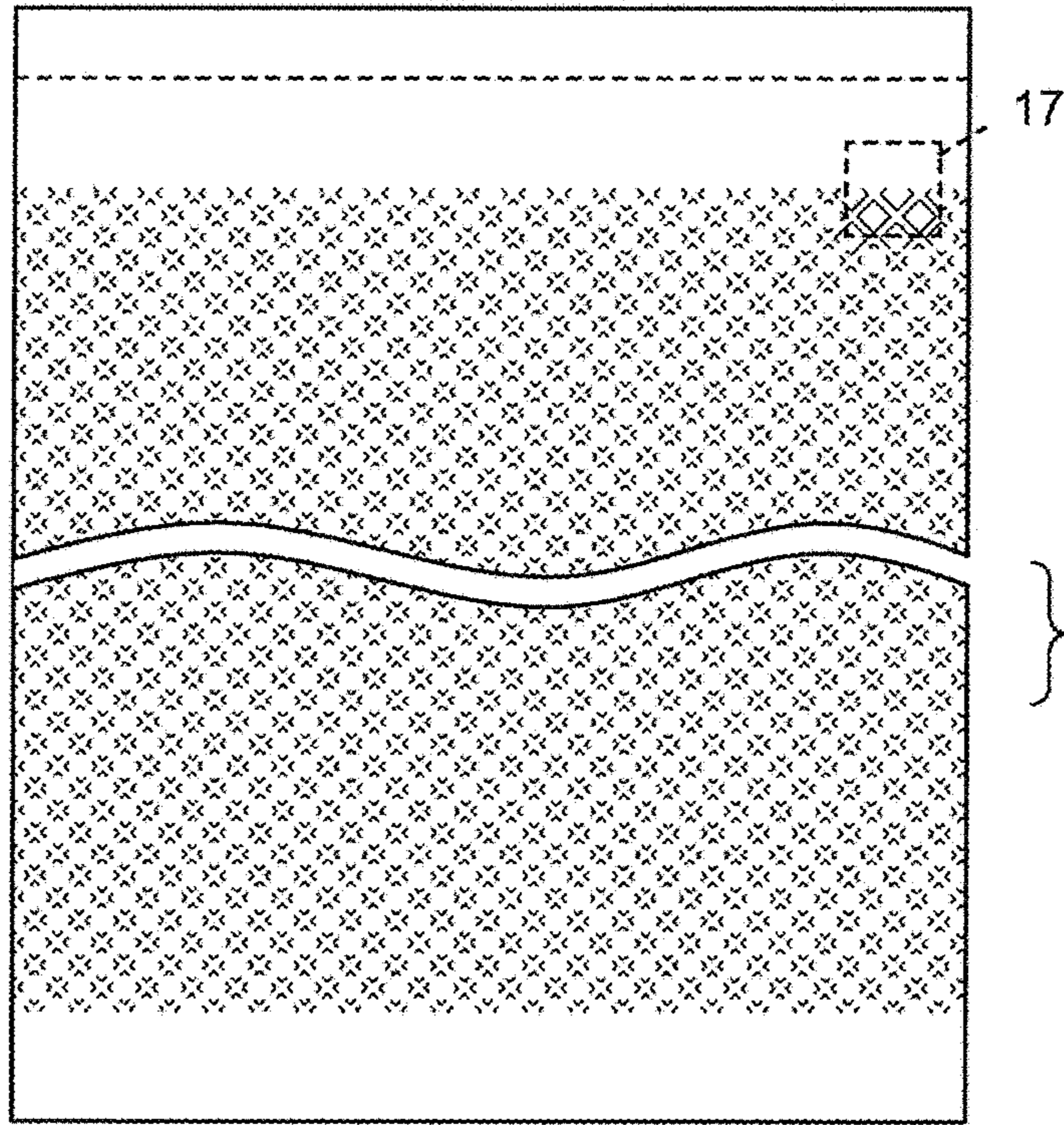


FIG. 14

FIG. 15






FIG. 16



FIG. 19






FIG. 17

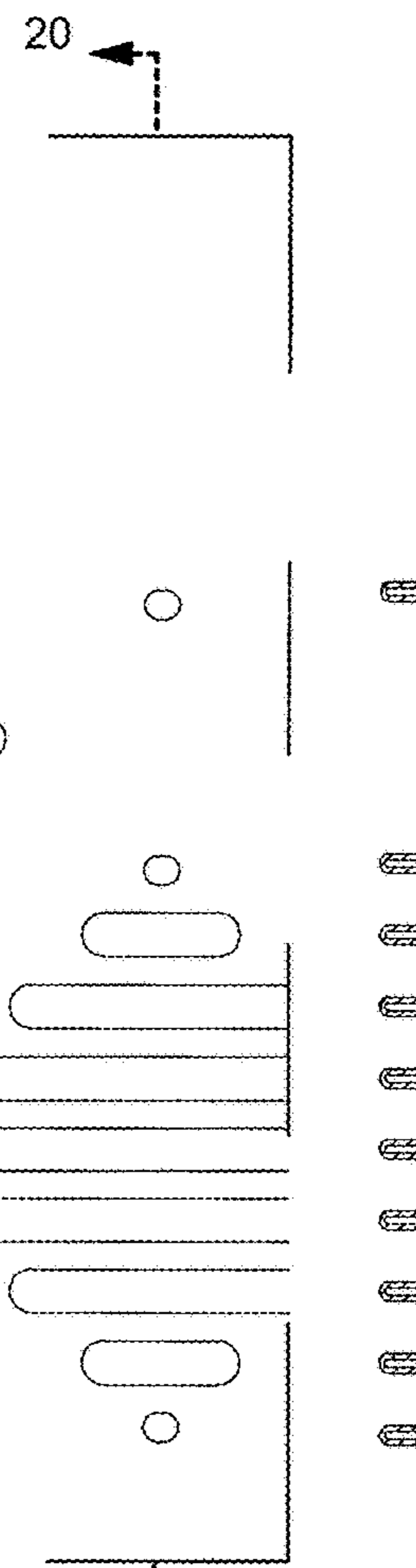


FIG. 20

20

20




FIG. 18

21

FIG. 21




FIG. 22




FIG. 23




FIG. 24