

US00D811883S

(12) **United States Design Patent**
Arthachinda

(10) **Patent No.:** **US D811,883 S**

(45) **Date of Patent:** **** Mar. 6, 2018**

(54) **BOTTLE**

(71) Applicant: **Narina Initiative USA, LLC**, Prairie Village, KS (US)

(72) Inventor: **Chanisa Arthachinda**, Prairie Village, KS (US)

(73) Assignee: **Narina Initiative USA, LLC**, Prairie Village, KS (US)

(**) Term: **14 Years**

(21) Appl. No.: **29/512,069**

(22) Filed: **Dec. 16, 2014**

(51) **LOC (11) Cl.** **09-01**

(52) **U.S. Cl.**
USPC **D9/503**

(58) **Field of Classification Search**
USPC D9/434-435, 454, 500, 503-505, 516, D9/549, 554, 558, 682, 686, 688, 690, D9/715, 719, 763-764, 772, 780; D19/162; D24/224
CPC B65D 1/00; B65D 1/02; B65D 1/0223; B65D 23/00; B65D 81/00; B65D 2501/00; B65D 2501/0009
See application file for complete search history.

(56) **References Cited**

U.S. PATENT DOCUMENTS

D167,213 S * 7/1952 Lapin D9/690
D274,221 S * 6/1984 Biesecker D9/501
4,607,756 A * 8/1986 Courtman B65D 1/04
206/581
D285,903 S * 9/1986 Courtman D9/540
D287,337 S * 12/1986 Nickel D9/500

D335,451 S * 5/1993 Schmidt D9/502
D345,506 S * 3/1994 Potts D9/543
D392,190 S * 3/1998 Nash D9/520
D413,793 S * 9/1999 Favre D9/692
D422,902 S * 4/2000 Kikuchi D9/504
D492,599 S * 7/2004 Enoki D9/500
D507,753 S * 7/2005 Lamb D9/504
D577,289 S * 9/2008 Moretti D9/558
D601,244 S * 9/2009 Ward, III D24/115
D617,650 S * 6/2010 Swanson D9/500
D676,764 S * 2/2013 Moore B65D 7/04
D9/500
D701,464 S * 3/2014 Ogata D9/772
D740,676 S * 10/2015 Brown D9/500
D766,097 S * 9/2016 Lee D9/690
D777,575 S * 1/2017 Harada D9/500
D796,345 S * 9/2017 Hirsberg D9/772

* cited by examiner

Primary Examiner — Dana L Meyrow

(74) *Attorney, Agent, or Firm* — Polsinelli PC

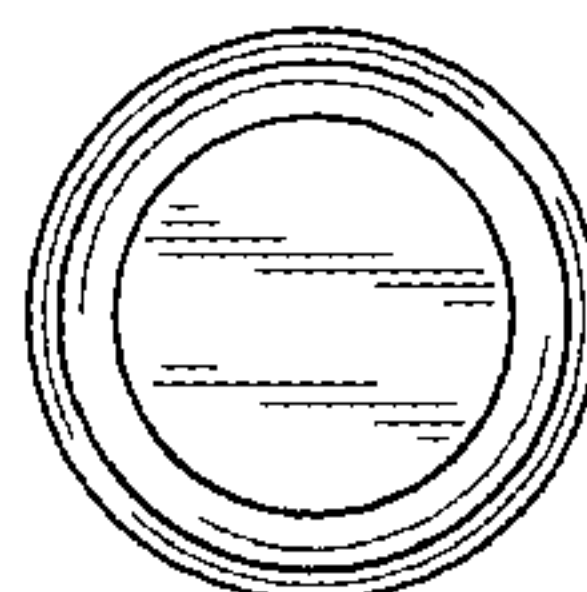

(57) **CLAIM**

The ornamental design for a bottle, as shown and described.

DESCRIPTION

FIG. 1 is a perspective view of the bottle;
FIG. 2 is a front view of the bottle;
FIG. 3 is a rear view of the bottle;
FIG. 4 is a right side view of the bottle;
FIG. 5 is a left side view of the bottle;
FIG. 6 is a top view of the bottle; and,
FIG. 7 is a bottom view of the bottle.
The dash-dot lines showing in the figures are included for defining the bounds of the claimed design that form no part thereof.

1 Claim, 4 Drawing Sheets






FIG. 1




FIG. 2




FIG. 3




FIG. 4




FIG. 5

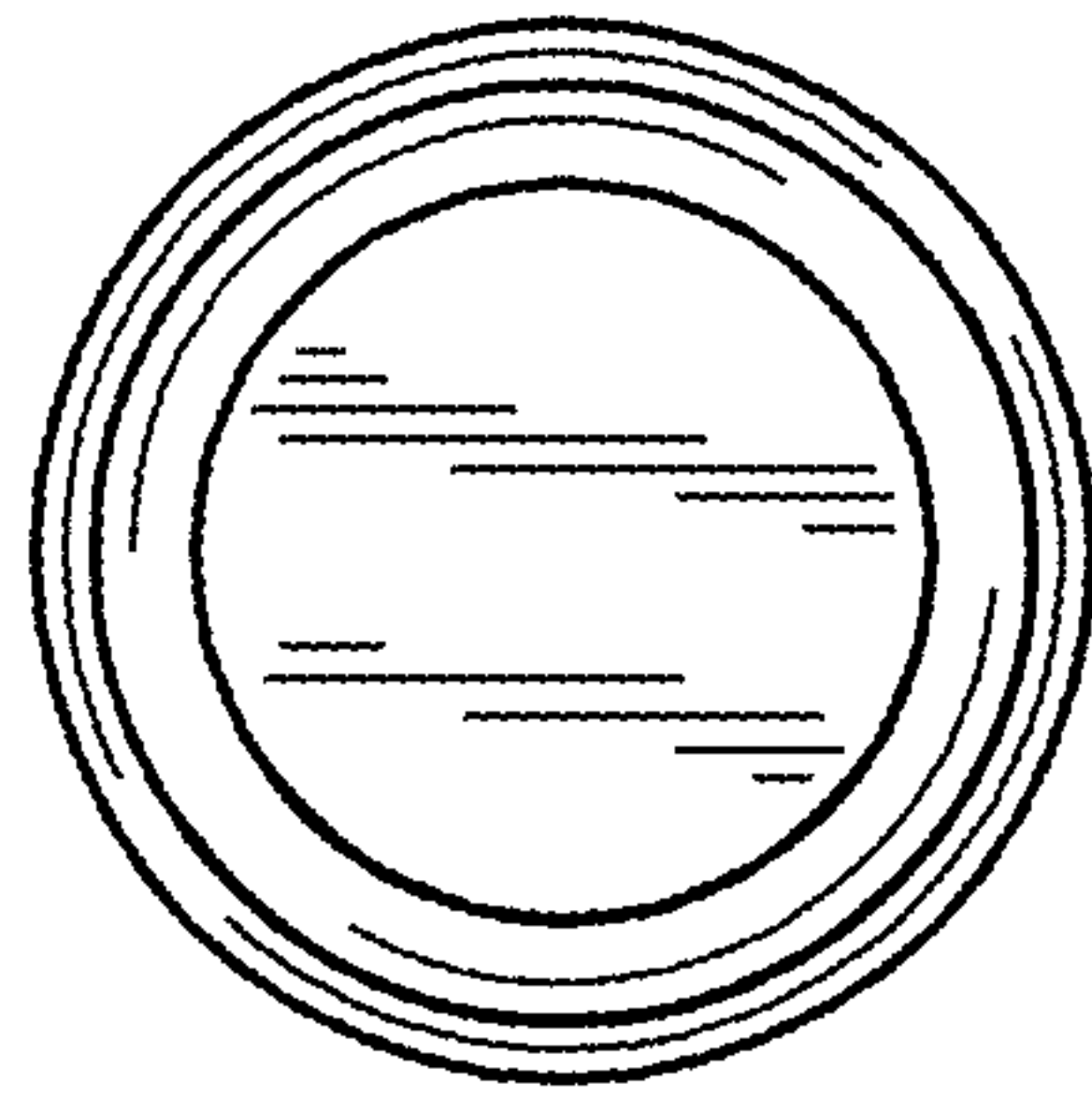


FIG. 6

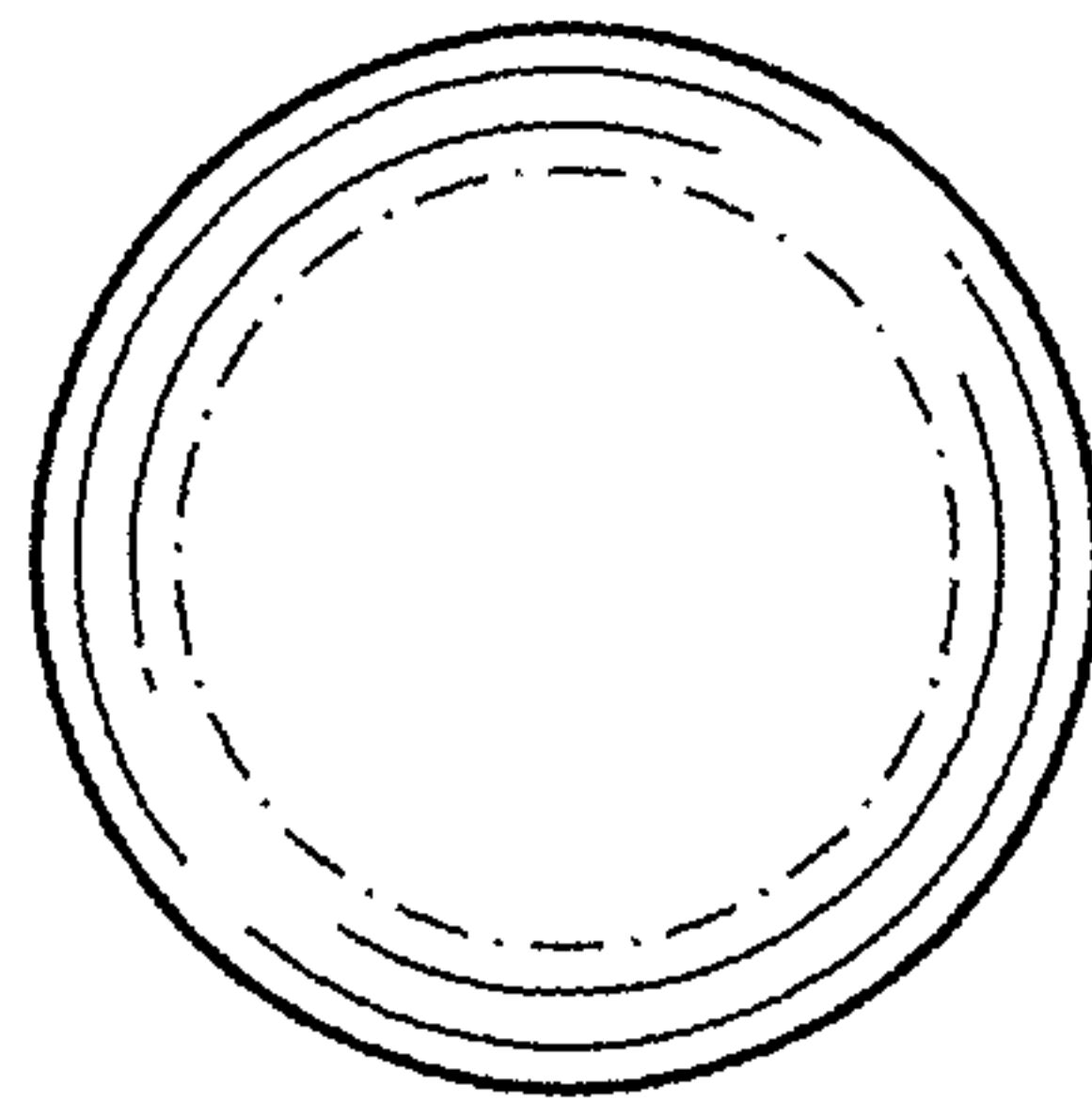


FIG. 7