



US00D811882S

(12) **United States Design Patent** (10) **Patent No.:** **US D811,882 S**
Gundersen (45) **Date of Patent:** **** Mar. 6, 2018**

(54) **CONTAINER** 2,444,861 A * 7/1948 Symmes A23L 3/364
 206/525
 (71) Applicant: **MEZONIC AS**, Oslo (NO) D231,972 S * 7/1974 Mitchell D9/453
 D244,509 S * 5/1977 Jones D9/453
 4,651,791 A * 3/1987 Evenson B65D 11/1873
 220/625
 (72) Inventor: **Marius Gjeldstad Gundersen**, Skien
 (NO) D313,353 S * 1/1991 Hart D32/53.1
 D332,750 S * 1/1993 Moloney D9/518
 D366,413 S * 1/1996 Tober D9/429
 (73) Assignee: **Mezonic AS** (NO) D370,300 S * 5/1996 Gottvald D27/172
 D399,428 S * 10/1998 Ramsey D9/538
 (**) Term: **15 Years** D509,748 S * 9/2005 Carmichael D9/556
 D515,429 S * 2/2006 Pace D9/529
 (21) Appl. No.: **35/500,721** D524,160 S * 7/2006 Endou D9/518
 D567,448 S * 4/2008 Mascotte D28/90
 (22) Filed: **Sep. 14, 2015** D570,688 S * 6/2008 Haywood D9/502
 D596,304 S * 7/2009 St-Hilaire D24/204
 (80) **Hague Agreement Data** D623,475 S * 9/2010 Arnoudse D7/510
 D625,192 S * 10/2010 Kooser D9/452

(Continued)

Int. Filing Date: **Sep. 14, 2015**
 Int. Reg. No.: **DM/088939**
 Int. Reg. Date: **Sep. 14, 2015**
 Int. Reg. Pub. Date: **Mar. 18, 2016**

Primary Examiner — Richard E Chilcot
 (74) *Attorney, Agent, or Firm* — Kolisch Hartwell, P.C.

(51) **LOC (11) Cl.** **09-01**
 (52) **U.S. Cl.**
 USPC **D9/502**
 CPC **B65D 1/00** (2013.01)

(57) **CLAIM**

The ornamental design for a container, as shown and described.

(58) **Field of Classification Search**
 USPC D9/715–729, 737–747, 763–783,
 D9/516–575, 600–681, 414–453
 CPC B65D 1/00; B65D 1/0223; B65D 1/0246;
 B65D 1/10; B65D 1/40; B65D 1/42;
 B65D 1/44; B65D 23/00; B65D 23/102;
 B65D 2203/00; B65D 2501/00; B65D
 2501/0009; B65D 2501/0018; B65D
 2501/0027

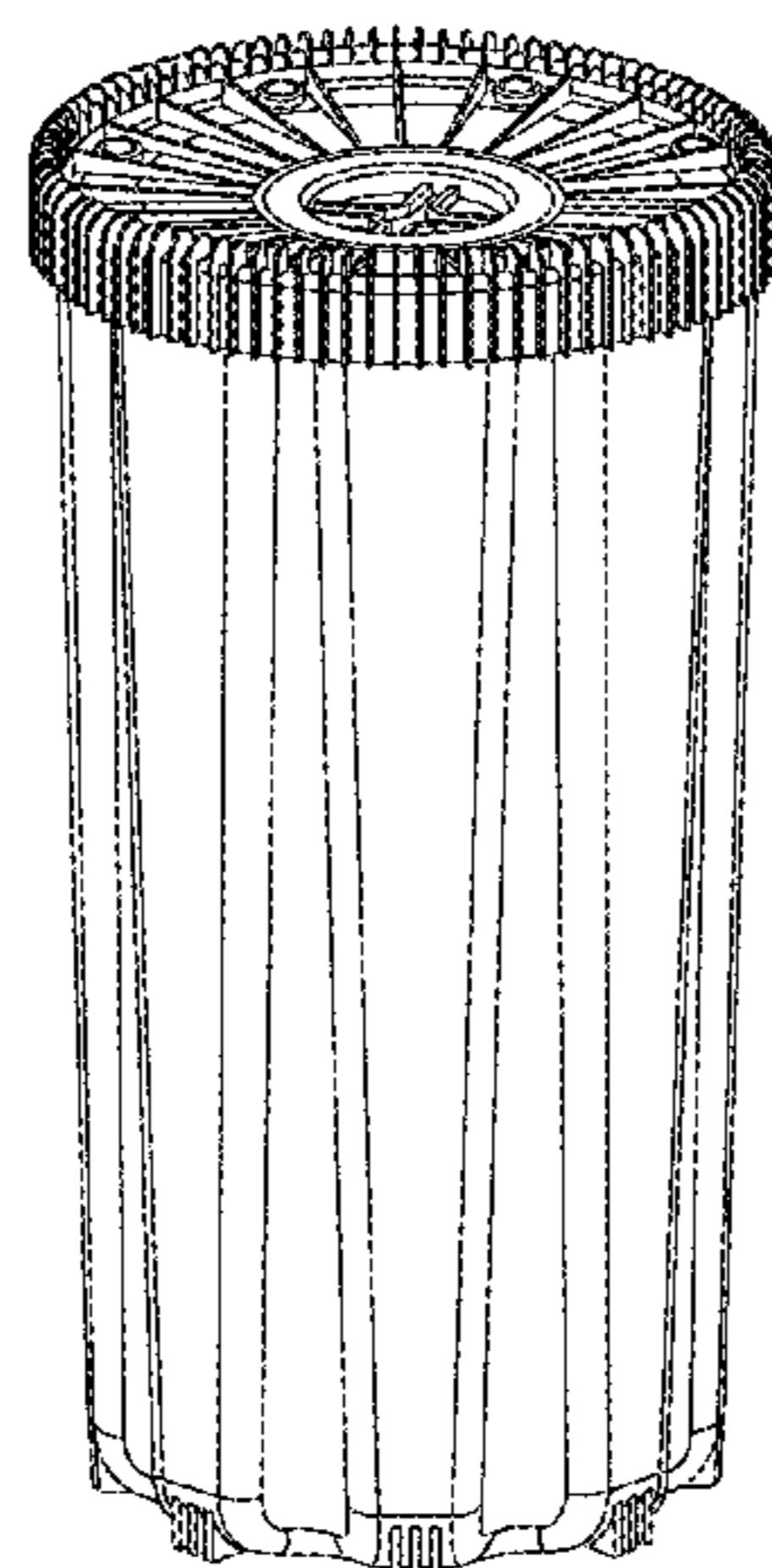
DESCRIPTION

1. Container
 FIG. 1.1 is an upper perspective view of a container showing my new design;
 FIG. 1.2 is a lower perspective view thereof;
 FIG. 1.3 is another upper perspective view thereof;
 FIG. 1.4 is a top plan view thereof;
 FIG. 1.5 is a bottom plan view thereof;
 FIG. 1.6 is a side elevation thereof; and
 FIG. 1.7 is an alternative side elevation thereof.
 The container has 8-fold rotational symmetry. The side elevation of FIG. 6 is related to the side elevation of FIG. 7 by a 1/16 rotation of the container about its longitudinal axis. Each of the side elevations of FIG. 6 and FIG. 7 is identical to seven alternative side elevations obtained by rotating the

See application file for complete search history.

(56) **References Cited**
 U.S. PATENT DOCUMENTS
 D17,143 S * 3/1887 Anderson D9/782
 2,005,641 A * 6/1935 Stanitz D06F 39/12
 220/671
 D111,794 S * 10/1938 Oswell D7/635

(Continued)



container successive $\frac{1}{8}$ rotations about the longitudinal axis. The resulting additional 14 side elevations are therefore not shown.

1 Claim, 7 Drawing Sheets

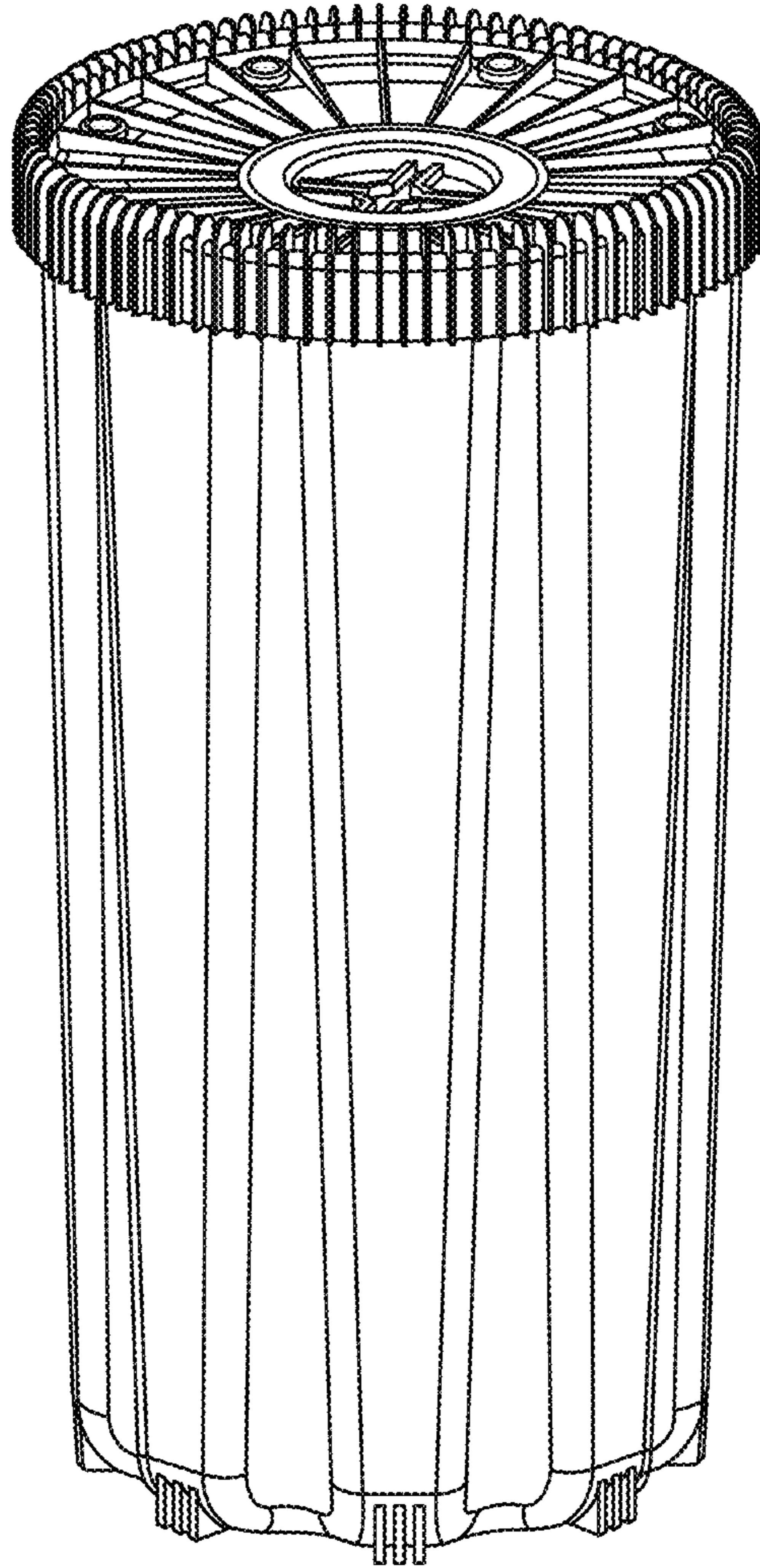
(56)

References Cited

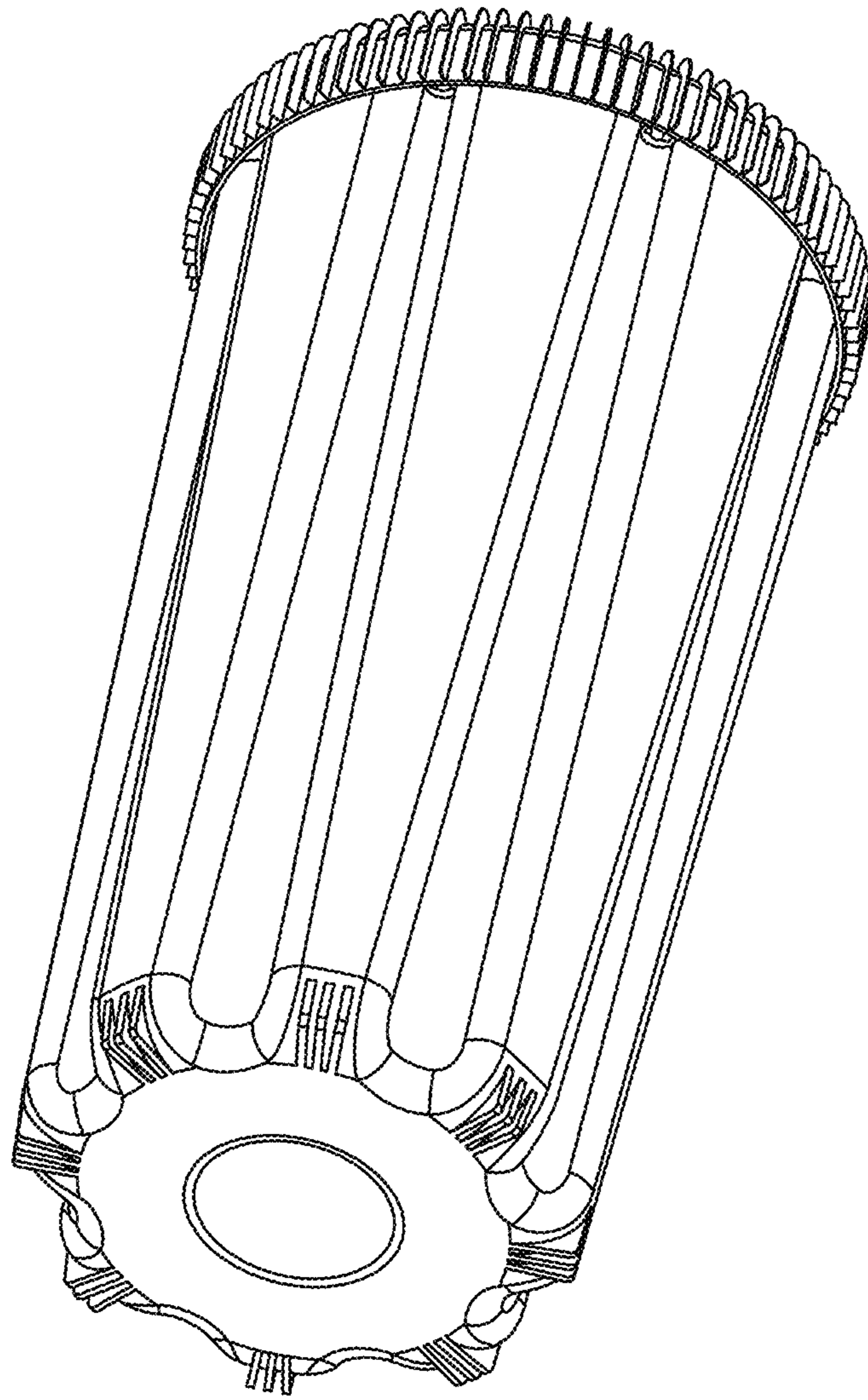
U.S. PATENT DOCUMENTS

D662,827 S *	7/2012	Watabe	D9/453
D693,682 S *	11/2013	Bahri	D9/453
D697,412 S *	1/2014	Jenkins	D9/445
D755,056 S *	5/2016	Terrasi	D9/538
D762,473 S *	8/2016	Willows	D9/447
D780,529 S *	3/2017	Kilby	D7/603

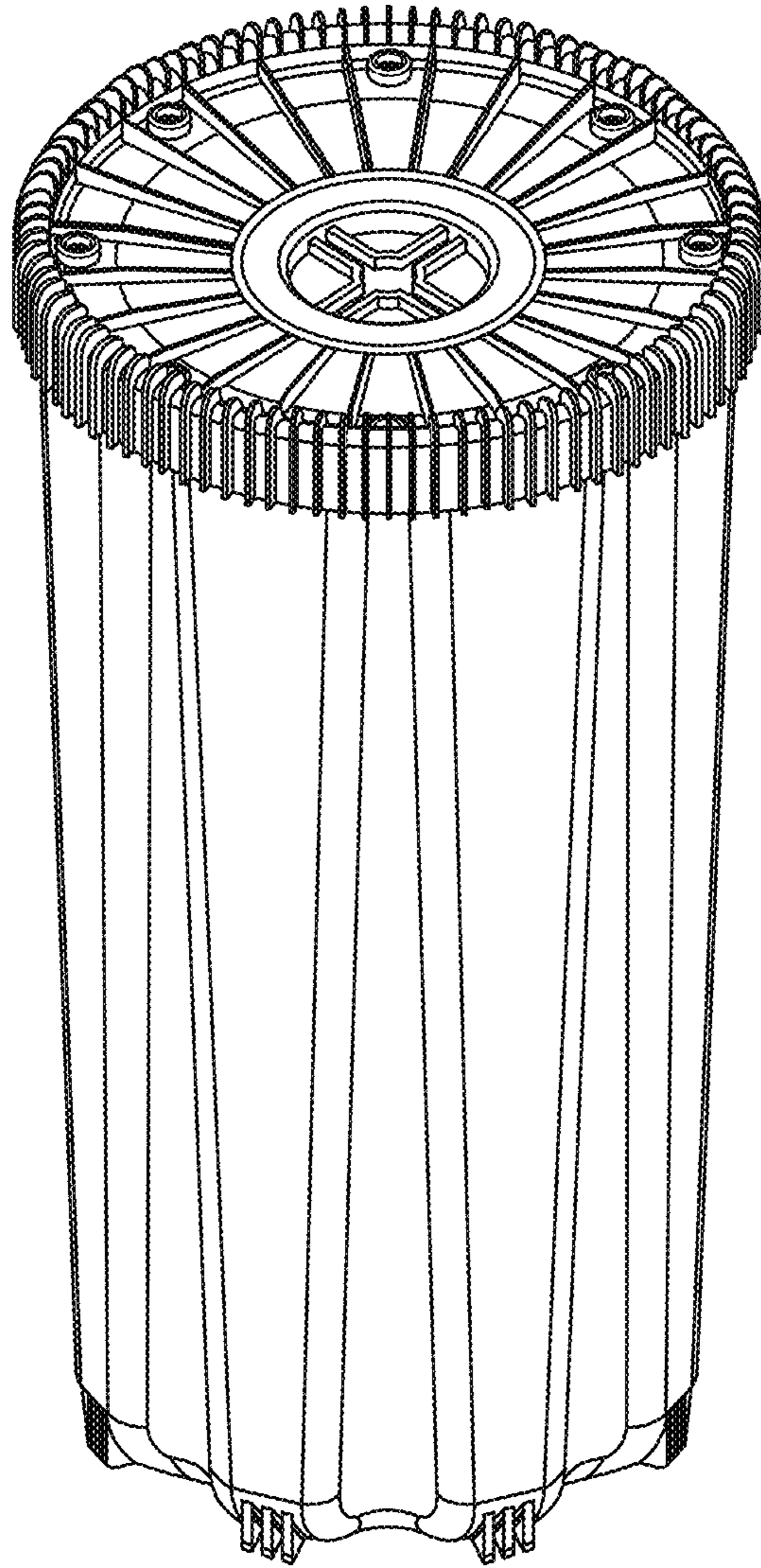
* cited by examiner




1.1




1.2



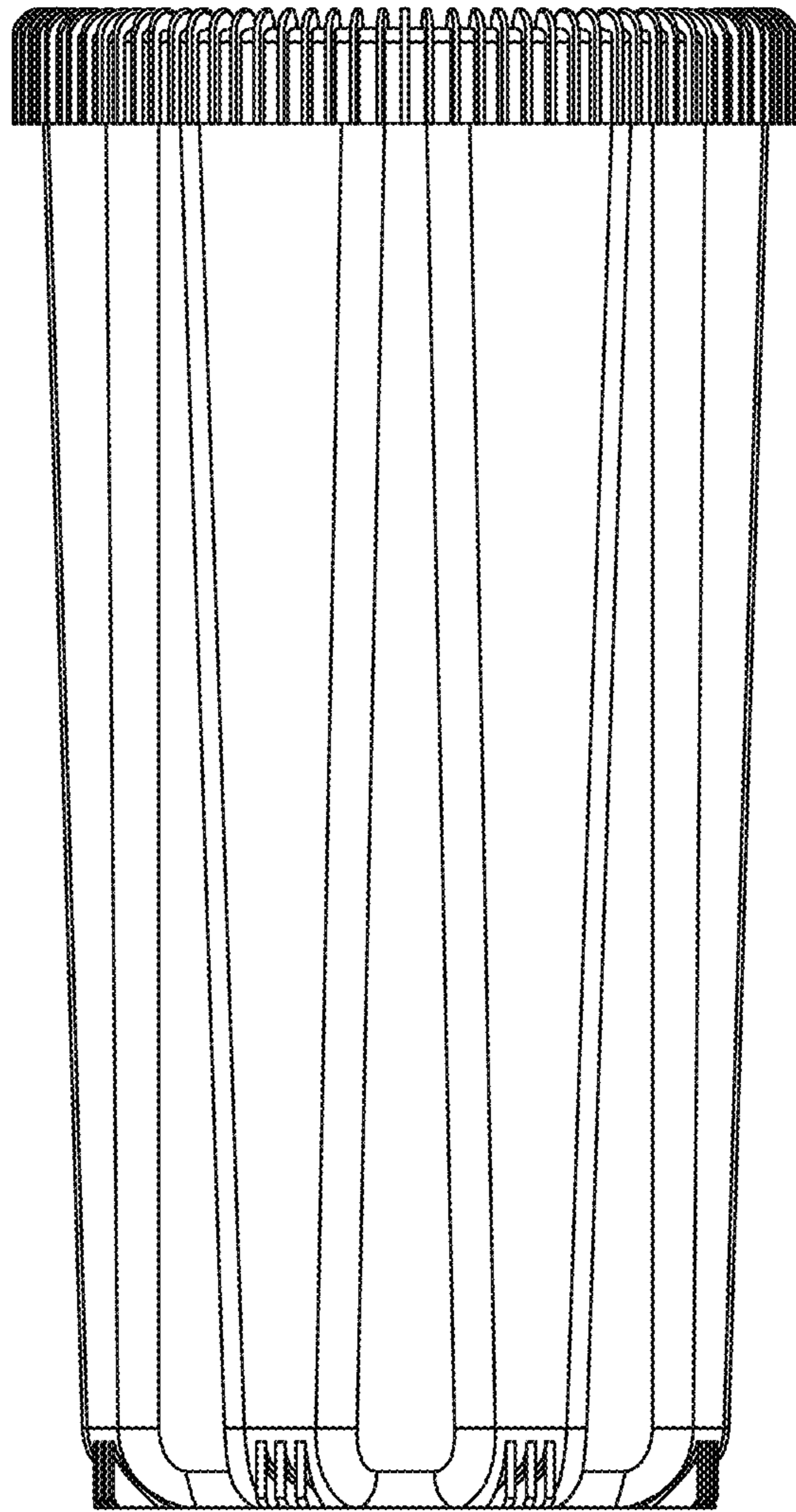
1.3



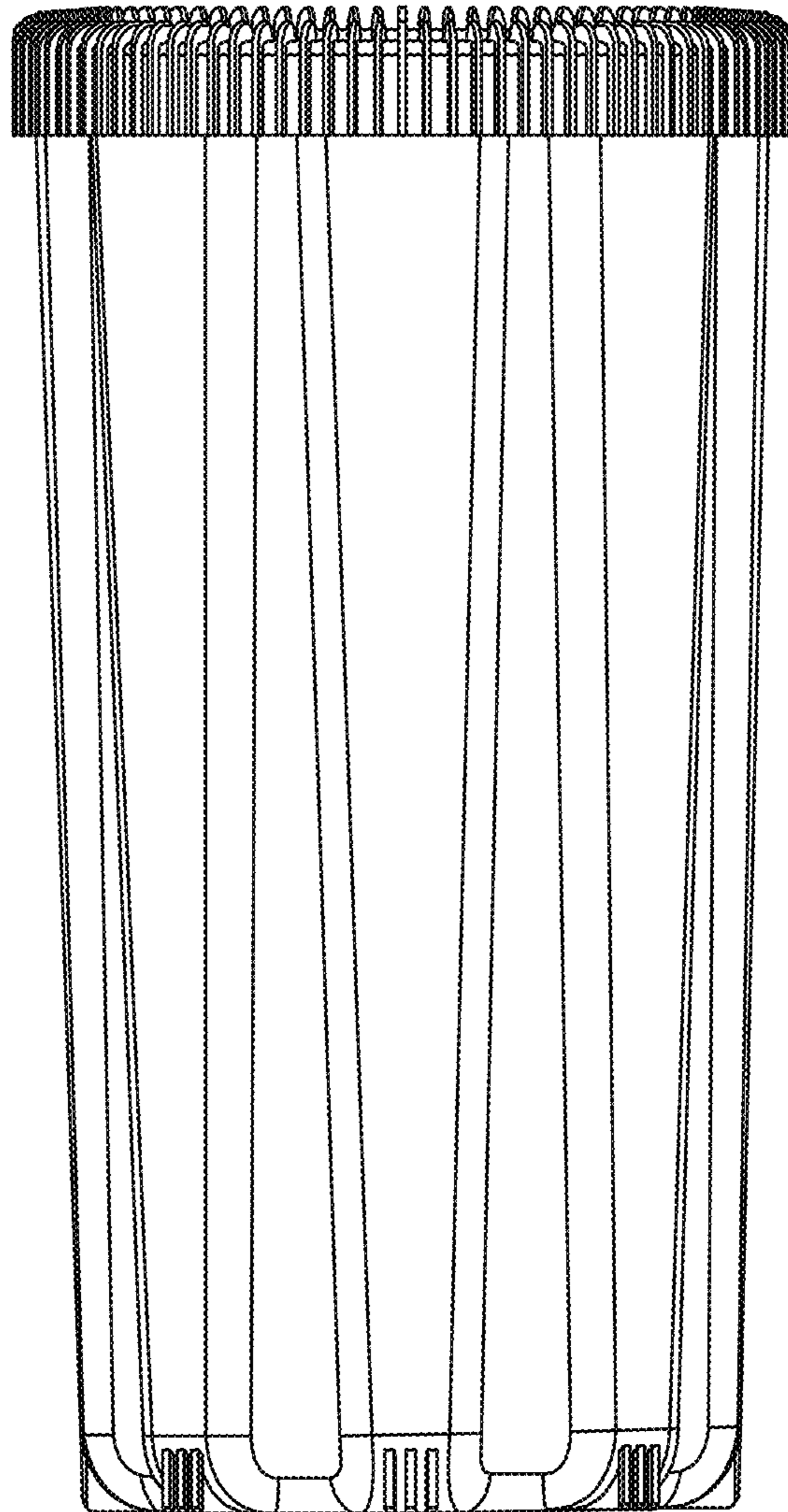
1.4



1.5



1.6



1.7