



US00D811876S

(12) **United States Design Patent** (10) **Patent No.:** **US D811,876 S**
Breen et al. (45) **Date of Patent:** **** Mar. 6, 2018**

(54) **PACKAGE**

(71) Applicant: **Kimberly-Clark Worldwide, Inc.**,
Neenah, WI (US)
(72) Inventors: **Kathleen M Breen**, Neenah, WI (US);
Shawn Michael Janes, Neenah, WI
(US); **Kindra K Bolsinger**, Cincinnati,
OH (US)

5,361,905 A 11/1994 McQueeney et al.
5,533,667 A 7/1996 Gale
6,799,695 B1 10/2004 Borrero
D567,080 S * 4/2008 Bone D9/432
7,373,765 B2 5/2008 Welch et al.
7,377,384 B2 * 5/2008 Mitten 206/256
D586,210 S * 2/2009 Noschang D9/434
D600,548 S * 9/2009 Seol D9/432
D603,700 S * 11/2009 Paredes D9/432
D614,025 S * 4/2010 Paredes D9/432

(Continued)

(73) Assignee: **Kimberly-Clark Worldwide, Inc.**,
Neenah, WI (US)

FOREIGN PATENT DOCUMENTS

(**) Term: **15 Years**

WO WO 2006/061839 A2 6/2006
WO WO 2007/070998 A2 6/2007

(21) Appl. No.: **29/589,146**

OTHER PUBLICATIONS

(22) Filed: **Dec. 28, 2016**

Co-pending U.S. Appl. No. 29/589,150, filed Dec. 28, 2016, by
Janes et al. for "Package."

(51) **LOC (11) Cl.** **09-03**

(52) **U.S. Cl.**
USPC **D9/432**

(58) **Field of Classification Search**
USPC D9/414-419, 420-423, 430-434,
D9/720-722, 733, 734, 737, 761;
D3/290, 304, 305, 315
CPC B65D 5/00; B65D 5/0015; B65D 5/061;
B65D 5/18; B65D 5/20; B65D 5/32;
B65D 5/321; B65D 5/322

Primary Examiner — Vy N Koenig
(74) *Attorney, Agent, or Firm* — Kimberly-Clark
Worldwide, Inc.

See application file for complete search history.

(57) **CLAIM**

The ornamental design for a package, as shown and
described.

DESCRIPTION

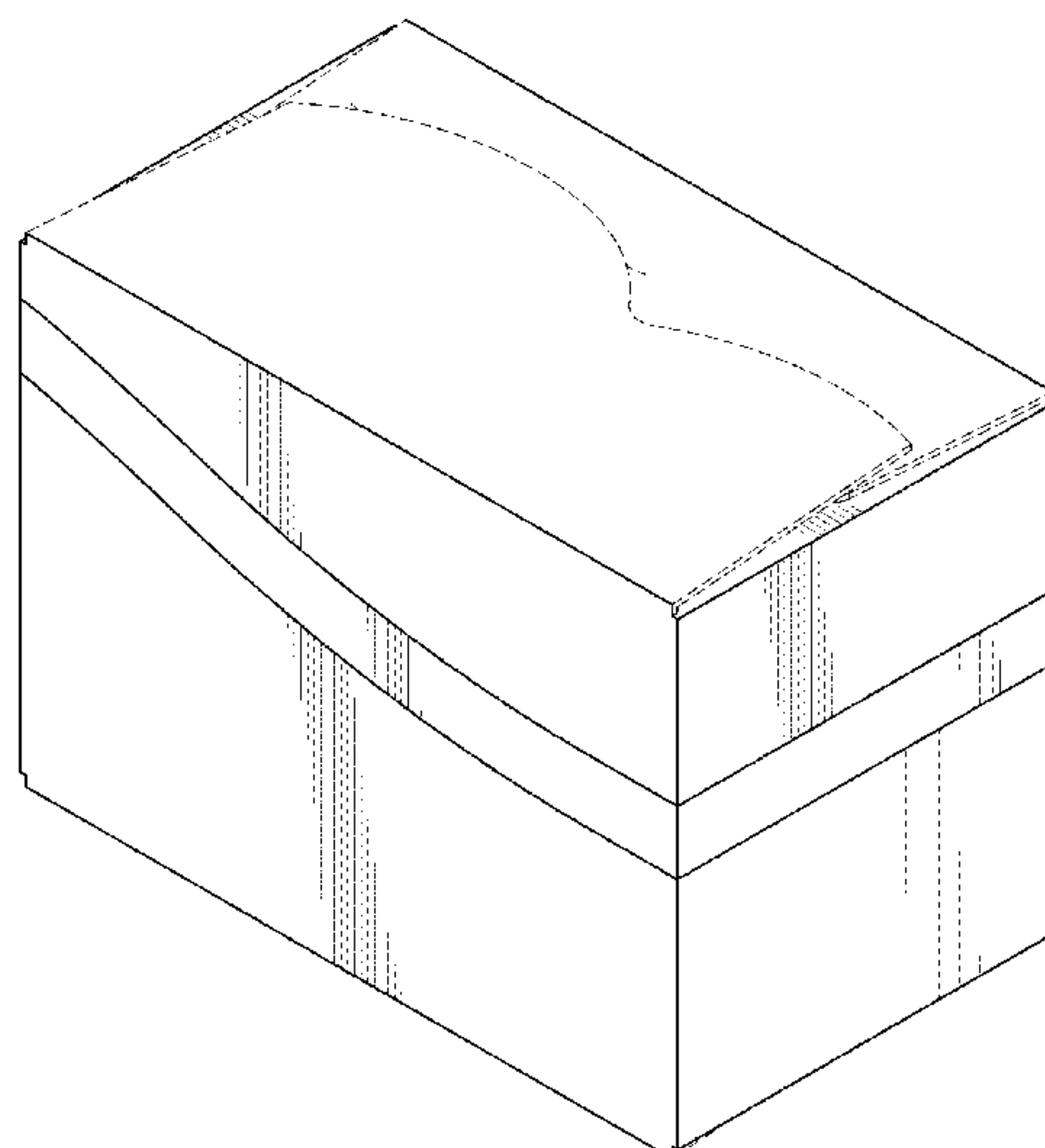
(56) **References Cited**

U.S. PATENT DOCUMENTS

2,967,610 A 1/1961 Ebert et al.
3,090,483 A 5/1963 Atree et al.
3,158,312 A 11/1964 Daniel
3,215,332 A 11/1965 Bess
3,860,304 A 1/1975 Bolton
4,252,236 A 2/1981 Roccaforte
4,778,057 A 10/1988 Allen et al.
4,793,487 A 12/1988 Bentsen et al.
4,883,675 A 11/1989 Wernz
4,964,526 A 10/1990 Stephens
5,318,223 A 6/1994 Gale

FIG. 1 is a perspective view of a package;
FIG. 2 is a front view of the package of FIG. 1;
FIG. 3 is a back view of the package of FIG. 1;
FIG. 4 is a first side view of the package of FIG. 1;
FIG. 5 is a second side view of the package of FIG. 1;
FIG. 6 is a top view of the package of FIG. 1; and,
FIG. 7 is a bottom view of the package of FIG. 1.
In the drawings, the evenly spaced broken lines represent
environmental structure and form no part of the claimed
design.

1 Claim, 5 Drawing Sheets



(56)

References Cited

U.S. PATENT DOCUMENTS

7,913,845	B2	3/2011	Velazquez et al.	
7,958,994	B2	6/2011	Weinmann	
D655,156	S *	3/2012	Schrimpf	D9/432
D672,646	S *	12/2012	Vanden Boom	D9/434
D680,428	S *	4/2013	Vanden Boom	D9/434
D685,262	S *	7/2013	Hunter	D9/420
D692,311	S *	10/2013	Wilcoxon	D9/703
D693,681	S *	11/2013	Allen	D9/434
D701,118	S *	3/2014	Klopp	D9/434
D705,056	S *	5/2014	Gagliardo	D9/434
D706,629	S *	6/2014	Bartels	D9/434
D711,737	S *	8/2014	Hara	D9/432
D715,142	S *	10/2014	Allen	D5/56
D732,952	S *	6/2015	Ghini	D9/423
D785,452	S *	5/2017	Lee	D9/432
2003/0130632	A1	7/2003	Costea et al.	
2008/0190791	A1 *	8/2008	Ghini	B65D 85/1045 206/268
2009/0108010	A1	4/2009	Ludden-biegel	
2011/0095021	A1	4/2011	Clough	

* cited by examiner

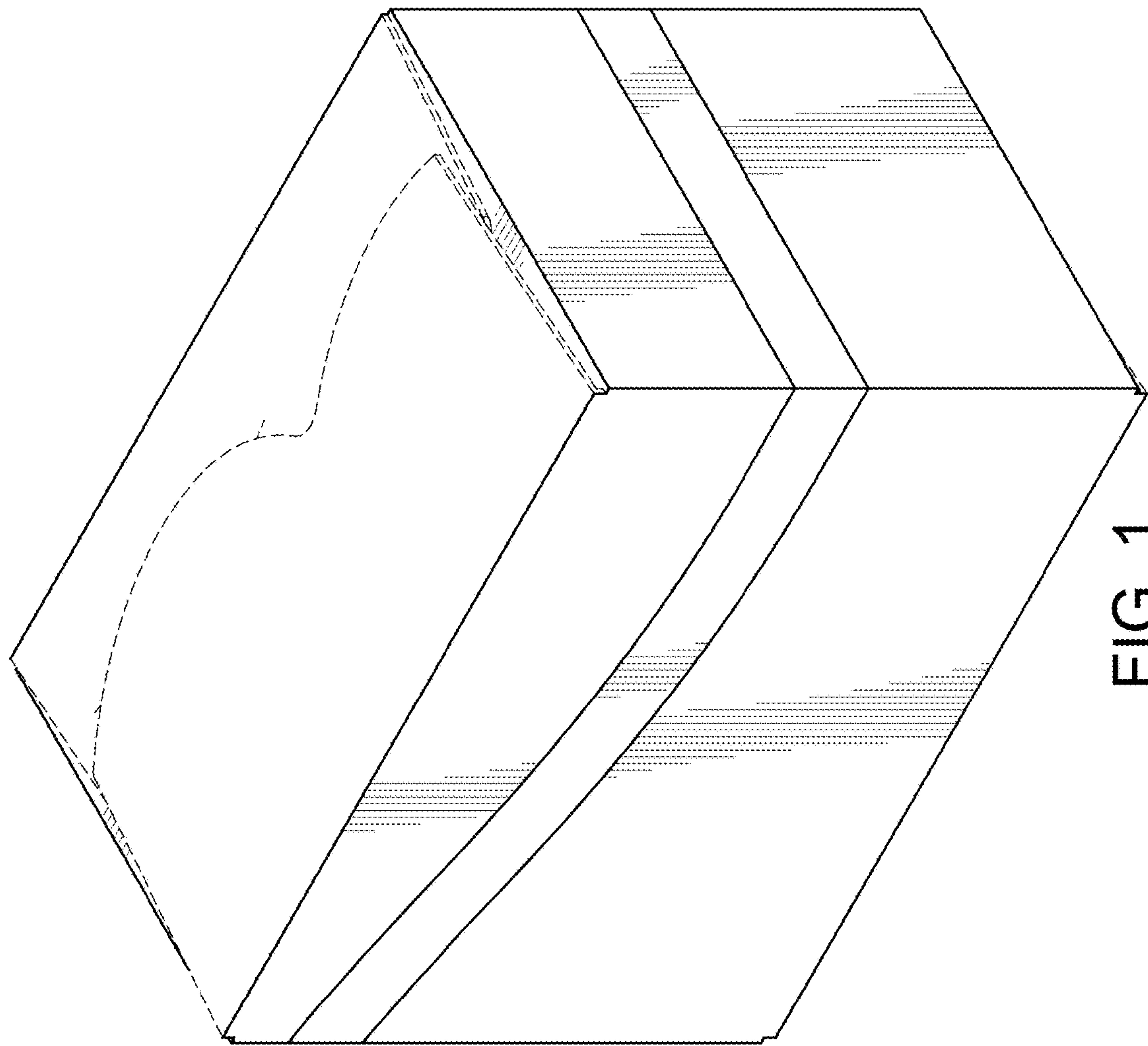


FIG. 1

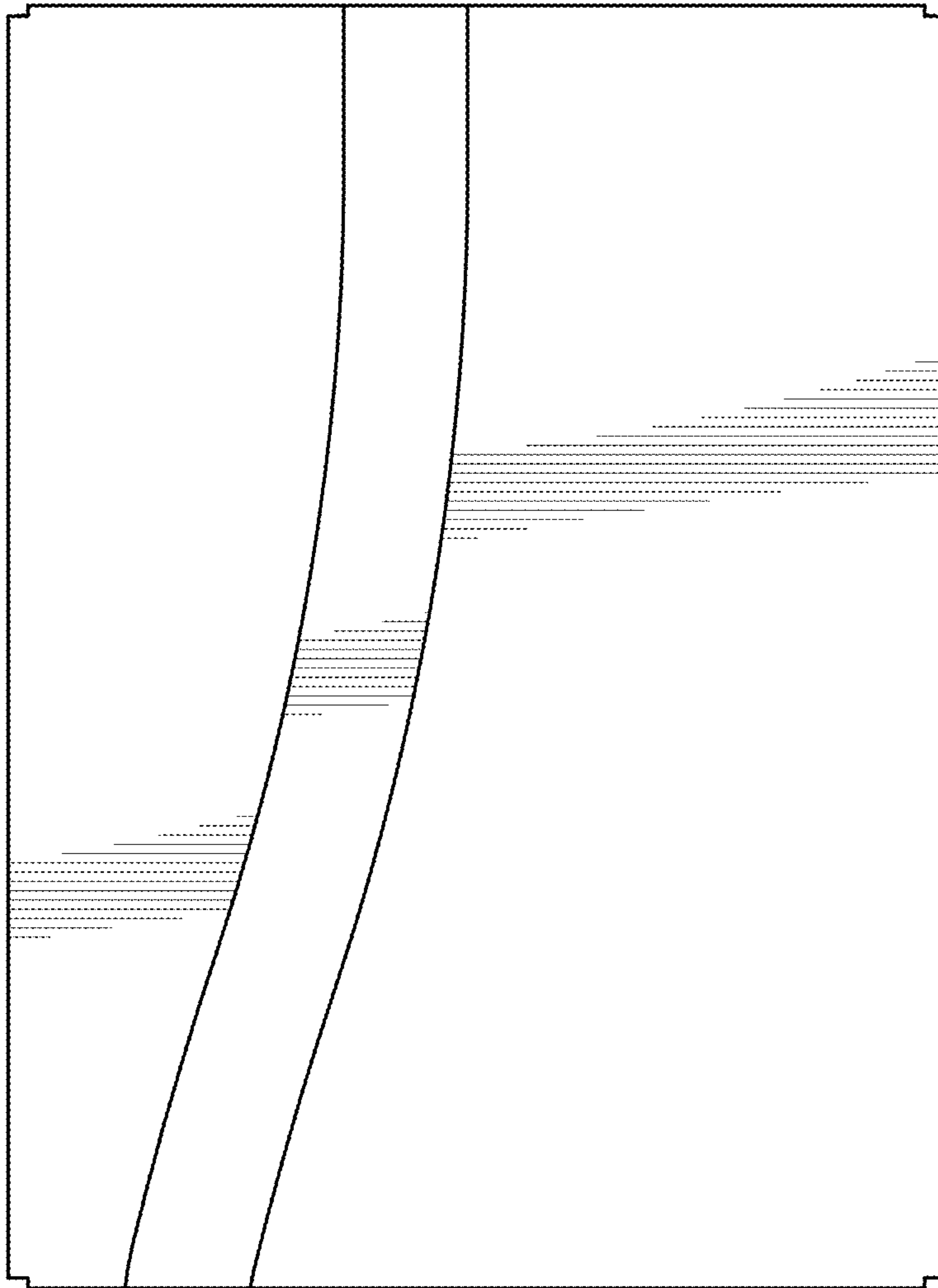


FIG. 2

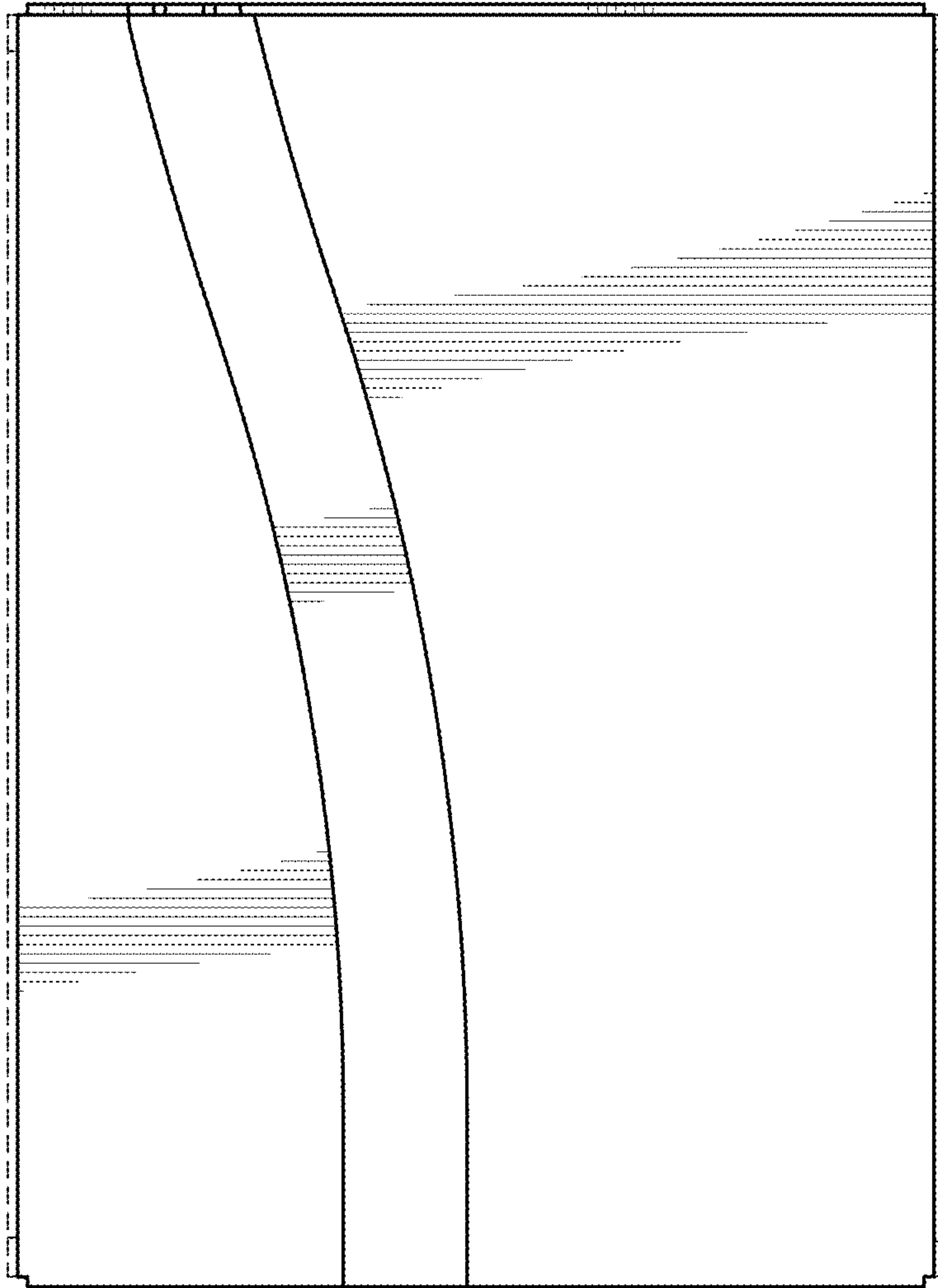


FIG. 3

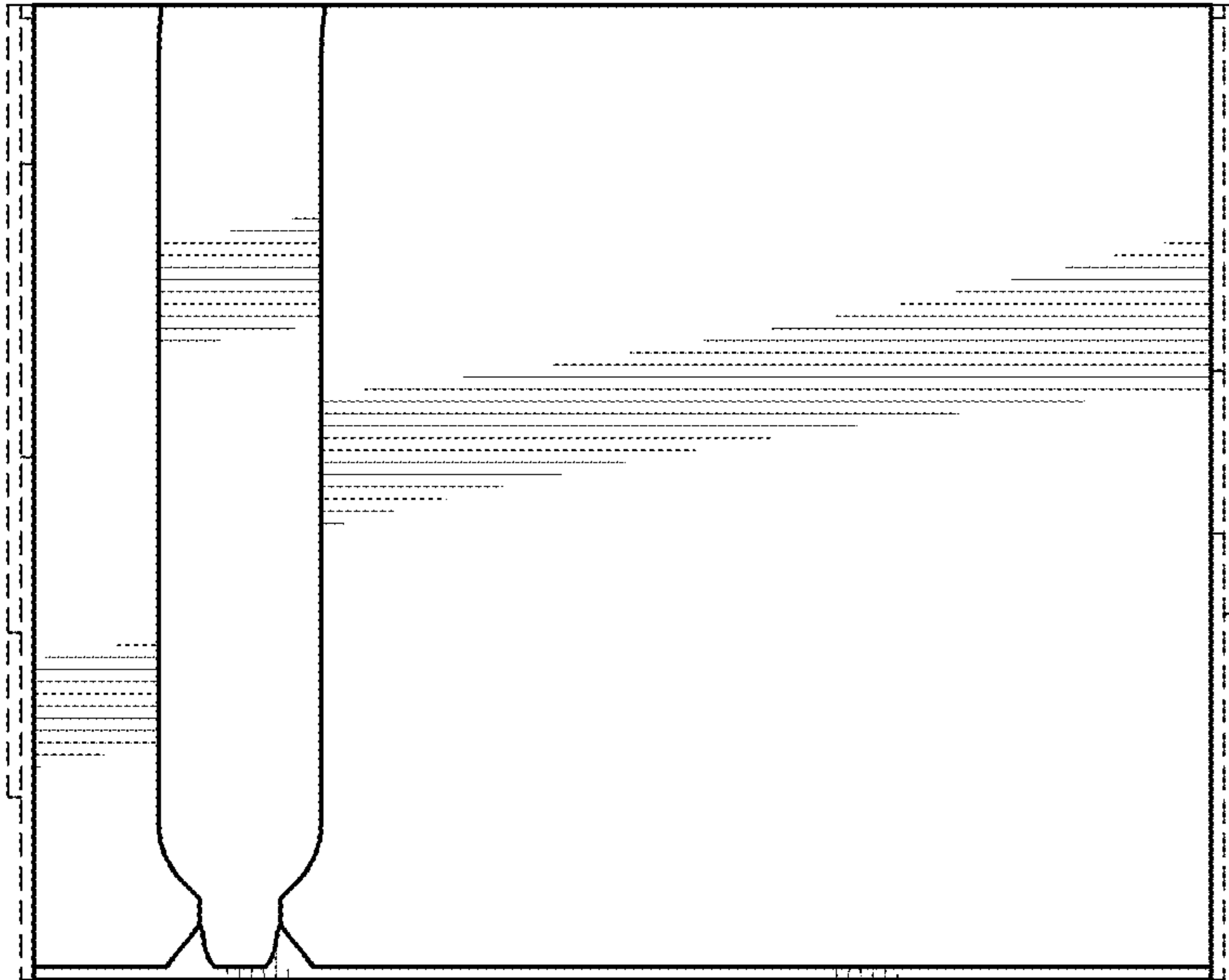


FIG. 5




FIG. 4

FIG. 6




FIG. 7

