



US00D811862S

(12) **United States Design Patent** (10) **Patent No.:** **US D811,862 S**
Berger et al. (45) **Date of Patent:** **** Mar. 6, 2018**

(54) **HOOK**
(71) Applicant: **3M INNOVATIVE PROPERTIES COMPANY**, St. Paul, MN (US)
(72) Inventors: **Bryan Berger**, Minneapolis, MN (US); **Angela L. Pan**, Arden Hills, MN (US)
(73) Assignee: **3M INNOVATIVE PROPERTIES COMPANY**, St. Paul, MN (US)

D353,492 S * 12/1994 Goodman D6/323
5,372,346 A * 12/1994 Upchurch F16B 21/04
248/222.52
D361,930 S * 9/1995 Fillipp D8/367
D390,014 S * 2/1998 Ho D6/323
D393,412 S * 4/1998 Bries D8/367
D417,385 S * 12/1999 Bries D8/367
D428,802 S * 8/2000 Villano D20/43
D431,451 S * 10/2000 Kuo D8/367
D446,443 S * 8/2001 Snell D8/367
D467,791 S * 12/2002 Goodman D8/367

(Continued)

(**) Term: **15 Years**

FOREIGN PATENT DOCUMENTS

(21) Appl. No.: **29/594,052**

CN 303767446 8/2016

(22) Filed: **Feb. 15, 2017**

OTHER PUBLICATIONS

(51) **LOC (11) Cl.** **08-05**

(52) **U.S. Cl.**
USPC **D8/367**

(58) **Field of Classification Search**
USPC D8/367, 354, 349, 394
CPC F16L 3/13; F16L 3/26; A47G 23/0225;
A47G 25/06; A47G 1/16; A47F 5/0846;
A47F 5/02; H02G 11/003; D06F 55/00;
E04H 17/10

“Command™ Medium Modern Metal Hook”, [retrieved from the internet on Apr. 10, 2017]<, URL <http://www.command.com/3M/en_US/command/products/—/Command-Medium-Modern-Metal-Hook?N=5924736+3293745443+3294529207&rt=rud>, pp. 1-4.

(Continued)

See application file for complete search history.

Primary Examiner — Cynthia Underwood
(74) *Attorney, Agent, or Firm* — Irina Hass

(56) **References Cited**

(57) **CLAIM**

The ornamental design for a hook, as shown and described.

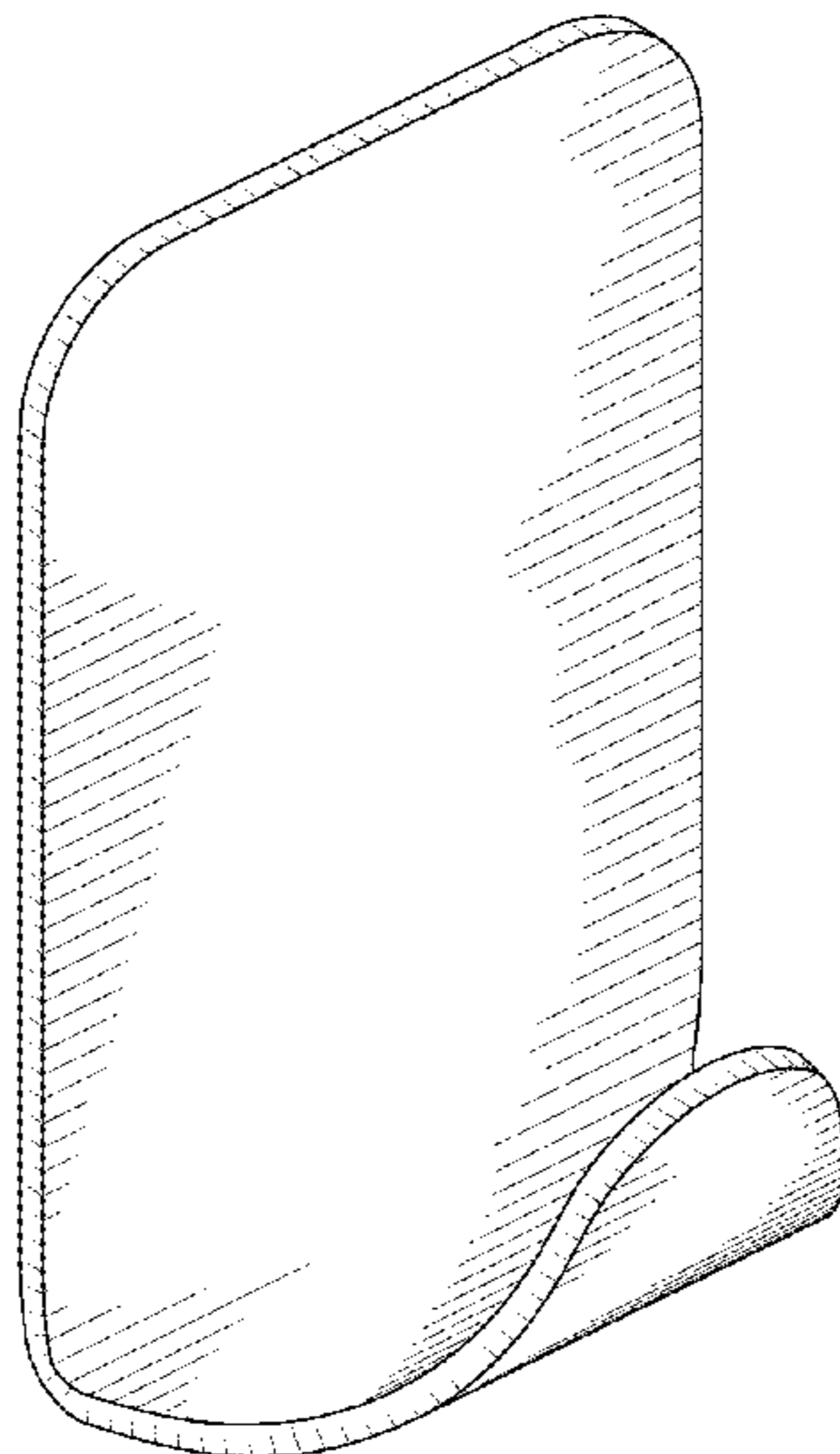
U.S. PATENT DOCUMENTS

DESCRIPTION

D241,206 S * 8/1976 Halsted D6/323
D289,139 S * 4/1987 Chasen D6/323
D289,255 S * 4/1987 Chasen D6/323
D296,759 S * 7/1988 Greenhut D8/367
D307,539 S * 5/1990 Goodman D8/367
D312,384 S * 11/1990 Hamann 248/301
D312,385 S * 11/1990 Hamann D8/367
D312,959 S * 12/1990 Hamann 248/220.43
D321,794 S * 11/1991 Chap D6/323
D327,641 S * 7/1992 Hoskinson D8/367
D339,058 S * 9/1993 Greenhut D8/367
D344,010 S * 2/1994 Brazis D8/367

FIG. 1 is a perspective view showing a new design for a hook;
FIG. 2 is a front view thereof;
FIG. 3 is a rear view thereof;
FIG. 4 is a left side view thereof;
FIG. 5 is a right side view thereof;
FIG. 6 is a top view thereof; and,
FIG. 7 is a bottom view thereof.

1 Claim, 3 Drawing Sheets



(56)

References Cited

U.S. PATENT DOCUMENTS

D468,624 S * 1/2003 Goodman D8/367
 D480,292 S * 10/2003 Johansson D8/367
 D482,600 S * 11/2003 Dretzka D8/367
 D494,452 S * 8/2004 Sheldon D8/367
 D505,545 S * 5/2005 Kay D3/228
 D543,837 S * 6/2007 Newbould D8/367
 D554,481 S * 11/2007 Newbould D8/367
 D554,482 S * 11/2007 Hager D8/367
 D558,034 S * 12/2007 Ernst D8/372
 D565,939 S * 4/2008 Newbould D8/367
 D566,532 S * 4/2008 Wolff D8/367
 D579,322 S * 10/2008 Newbould D8/367
 D583,653 S * 12/2008 Thompson D8/367
 D591,143 S * 4/2009 Ernst D8/370
 D603,688 S * 11/2009 Chiu D8/367
 D609,995 S * 2/2010 Hager D8/367
 7,789,248 B1 * 9/2010 Salerno A47G 25/08
 211/106.01
 D627,995 S * 11/2010 Osterle D6/716
 D632,951 S * 2/2011 McGreevy D8/367
 D641,228 S * 7/2011 Qiblawi D8/367
 D641,229 S * 7/2011 Qiblawi D8/367
 7,972,100 B2 * 7/2011 Horvath F16B 13/002
 248/304
 8,002,225 B1 * 8/2011 Malone A47B 81/00
 211/118
 D665,653 S * 8/2012 Thompson D8/367
 D670,997 S * 11/2012 Thompson D8/367
 D672,223 S * 12/2012 Thompson D8/356
 D678,041 S * 3/2013 Pan D8/367
 D680,804 S * 4/2013 Gilboe D7/367
 D697,387 S * 1/2014 Starck D8/367
 D697,388 S * 1/2014 Pan D8/367
 D697,389 S * 1/2014 Pan D8/367
 D698,628 S * 2/2014 Stanley D8/367
 D714,623 S * 10/2014 Pan D8/367
 D715,133 S * 10/2014 Pan D8/367
 D715,625 S * 10/2014 Pan D8/367
 D715,626 S * 10/2014 Pan D8/367

D720,984 S * 1/2015 Privitera D8/367
 D720,986 S * 1/2015 Citterio D3/260
 D734,133 S * 7/2015 Spindler F21V 21/0808
 D8/367
 D746,664 S * 1/2016 Najieb D23/411
 D751,371 S * 3/2016 Pan D8/372
 D751,372 S * 3/2016 Thompson D8/372
 D756,205 S * 5/2016 New D8/367
 D756,755 S * 5/2016 Kuehn D8/367
 D756,756 S * 5/2016 Kuehn D8/367
 D759,469 S * 6/2016 Garland D8/367
 D760,068 S * 6/2016 Sehl D8/367
 D761,093 S * 7/2016 Liu D8/367
 D762,108 S * 7/2016 Knight D8/372
 D764,901 S * 8/2016 Esparza D8/367
 D769,702 S * 10/2016 Kuniyoshi D8/367
 D781,683 S * 3/2017 Yi D8/354
 2006/0022105 A1 * 2/2006 MacKay F16B 45/00
 248/304

OTHER PUBLICATIONS

Adhesive Damage &refRID=6SYW4 LifeStyle/dp/B01NO4KH51/
 ref=pd sbs 201 6? encoding=UTF8&pssc=1.
 “JS LifeStyle Stainless Steel Premium Light Duty Ultra Strong Self
 Adhesive Damage Free Hooks”, [retrieved from the internet on Apr.
 10, 2017], URL <https://www.amazon.com/Stainless-Premium-Adhesive-JS-LifeStyle/dg/B01NO4KH51/ref=pd_sbs_201_6?encoding=UTF8&pssc=1&refRID=6SYW48GHV2F7ZQFNZX5P>, pp. 1-3.
 “Ox Gear Heavy Duty Stainless Steel Wall Hooks”, [retrieved from
 the internet on Apr. 10, 2017], URL <<https://www.amazon.com/dp/B01G0U8T8S?psc=1>>, pp. 1-3.
 “tesa® Permanent Hooks Metal Oval”, [retrieved from the internet
 on Apr. 10, 2017], URL <<http://www.tesa.com/consumer/tesa-permanent-hooks-metal-oval.html>>, pp. 1-3.
 “tesa® Permanent Hooks METAL RECTANGULAR”, [retrieved
 from the internet on Apr. 10, 2017], URL <<http://www.tesa.com/consumer/tesa-permanent-hooks-metal-rectangular.html>>, pp. 1-3.

* cited by examiner

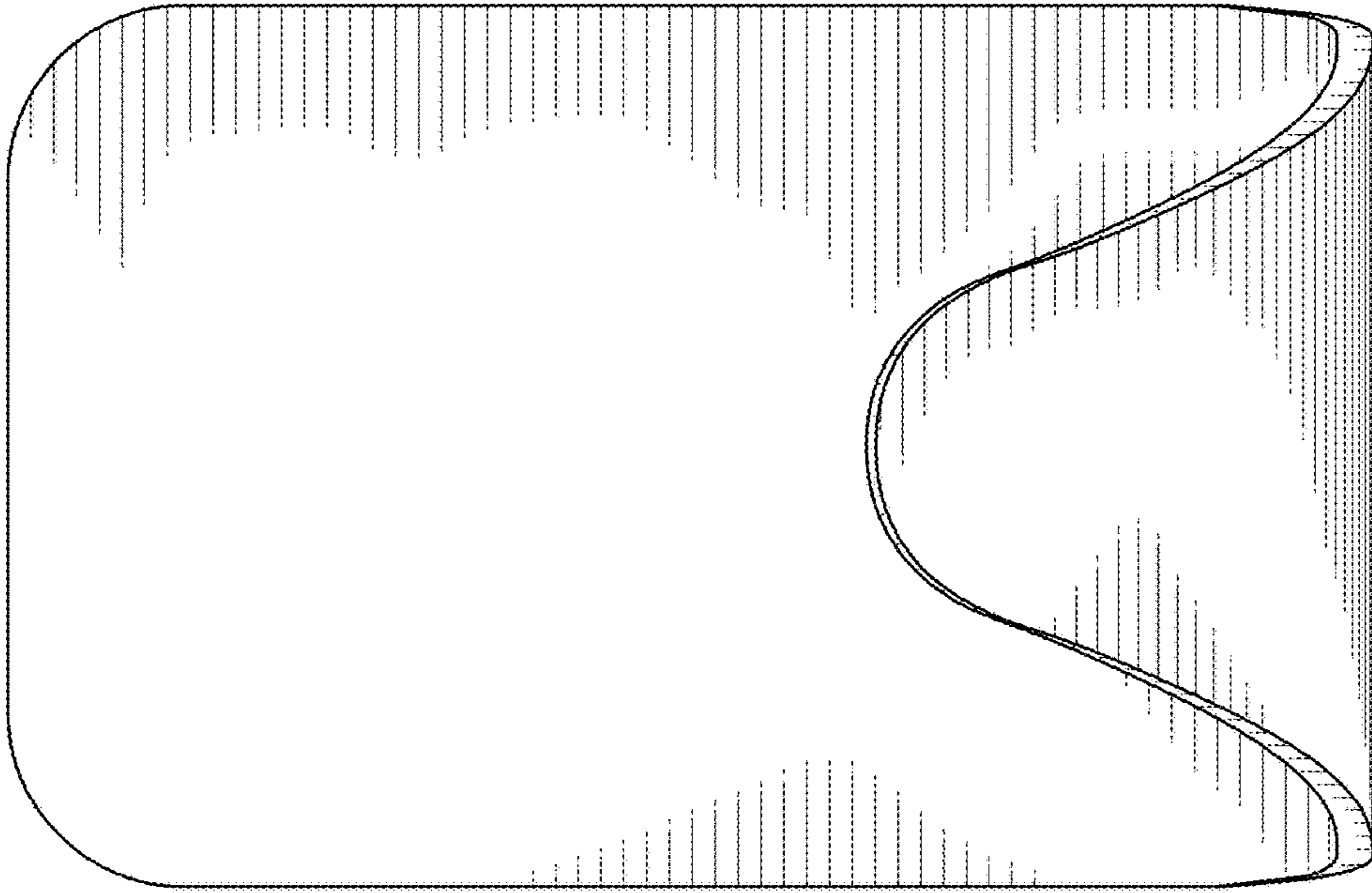


FIG. 2

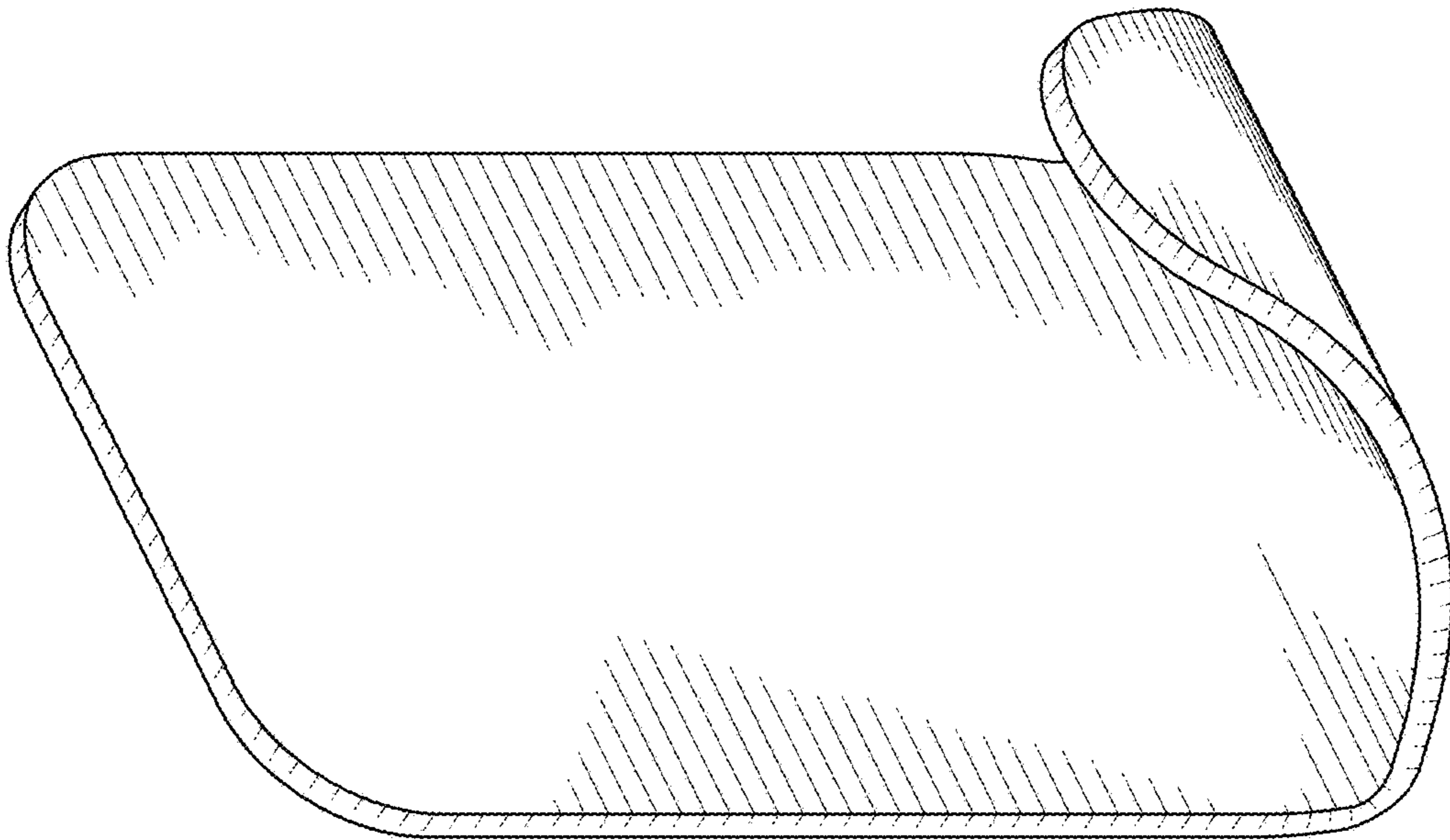


FIG. 1

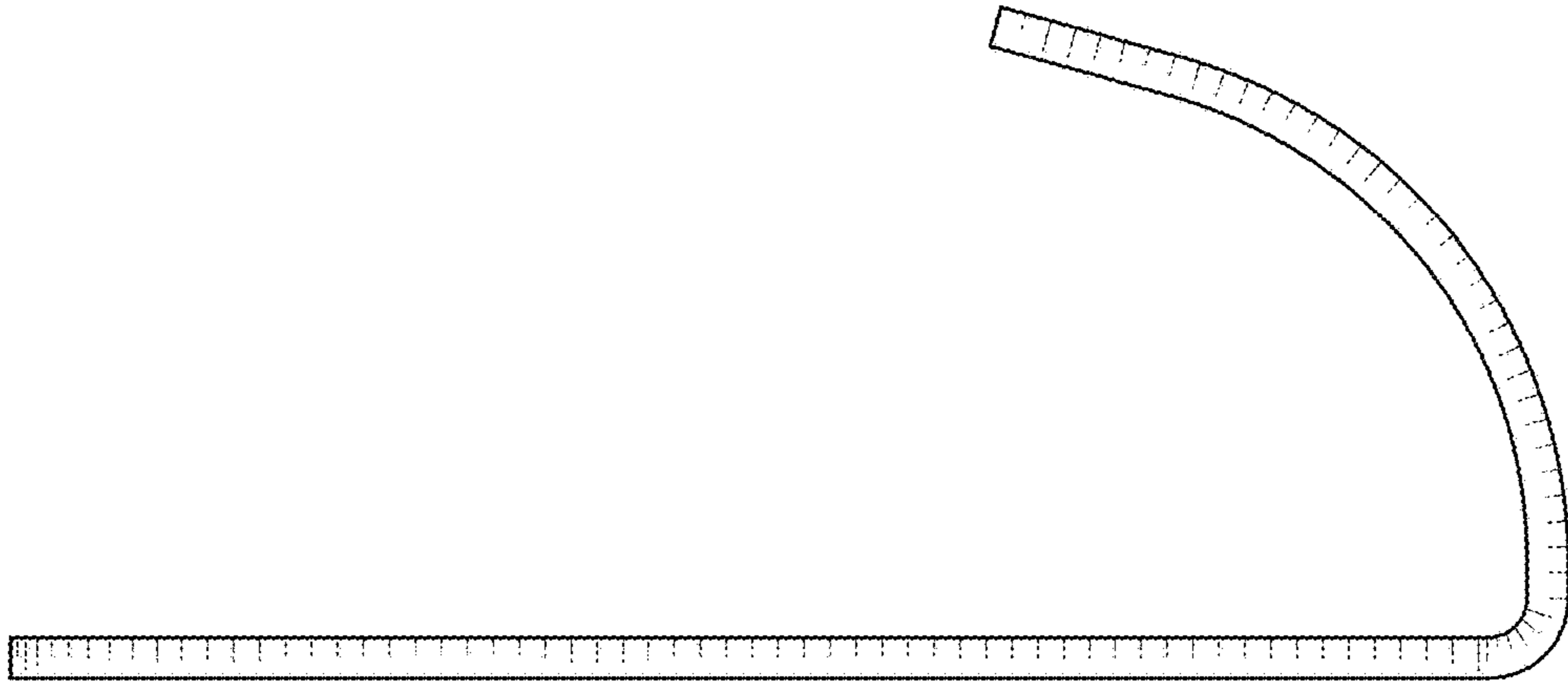


FIG. 4




FIG. 3

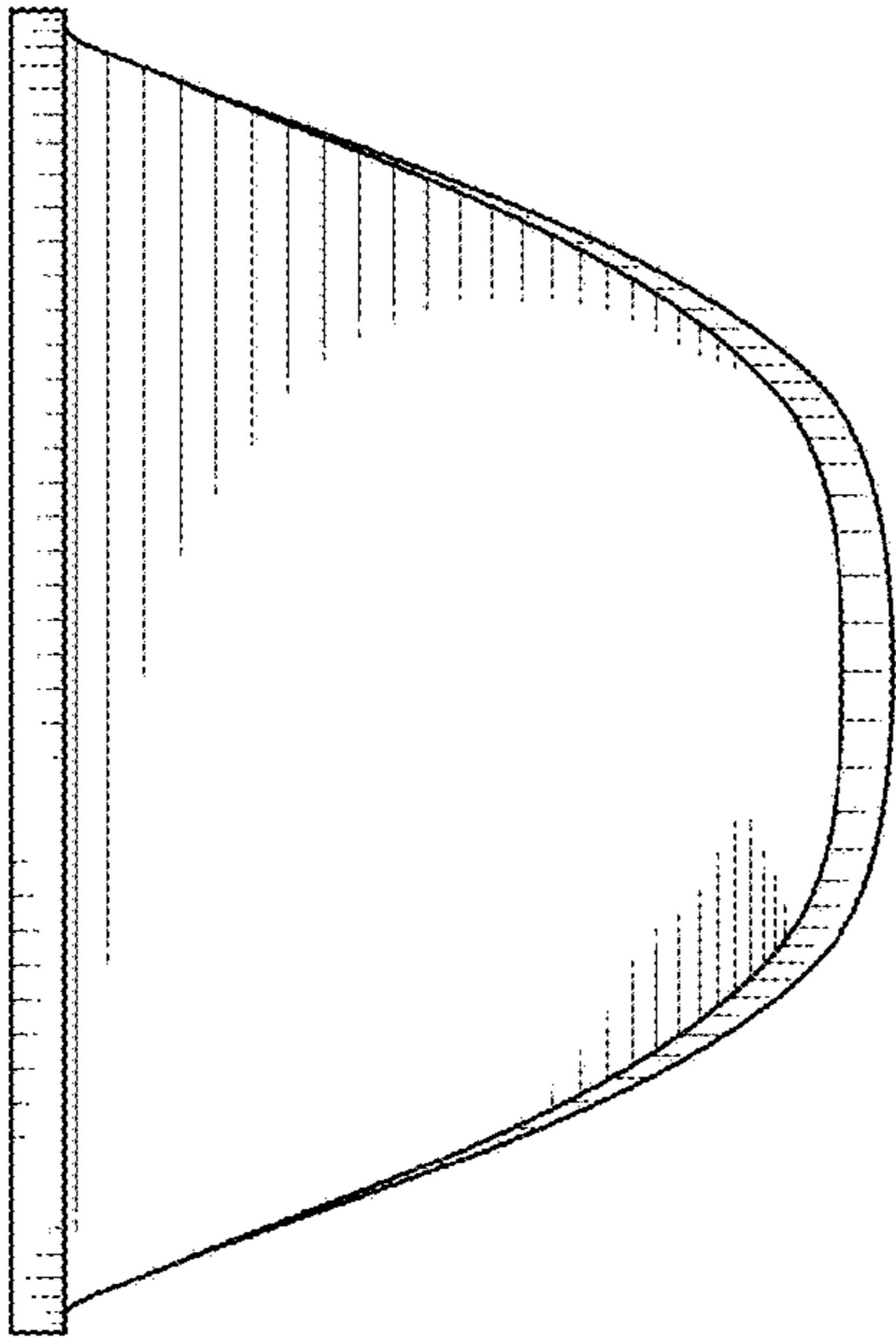


FIG. 6

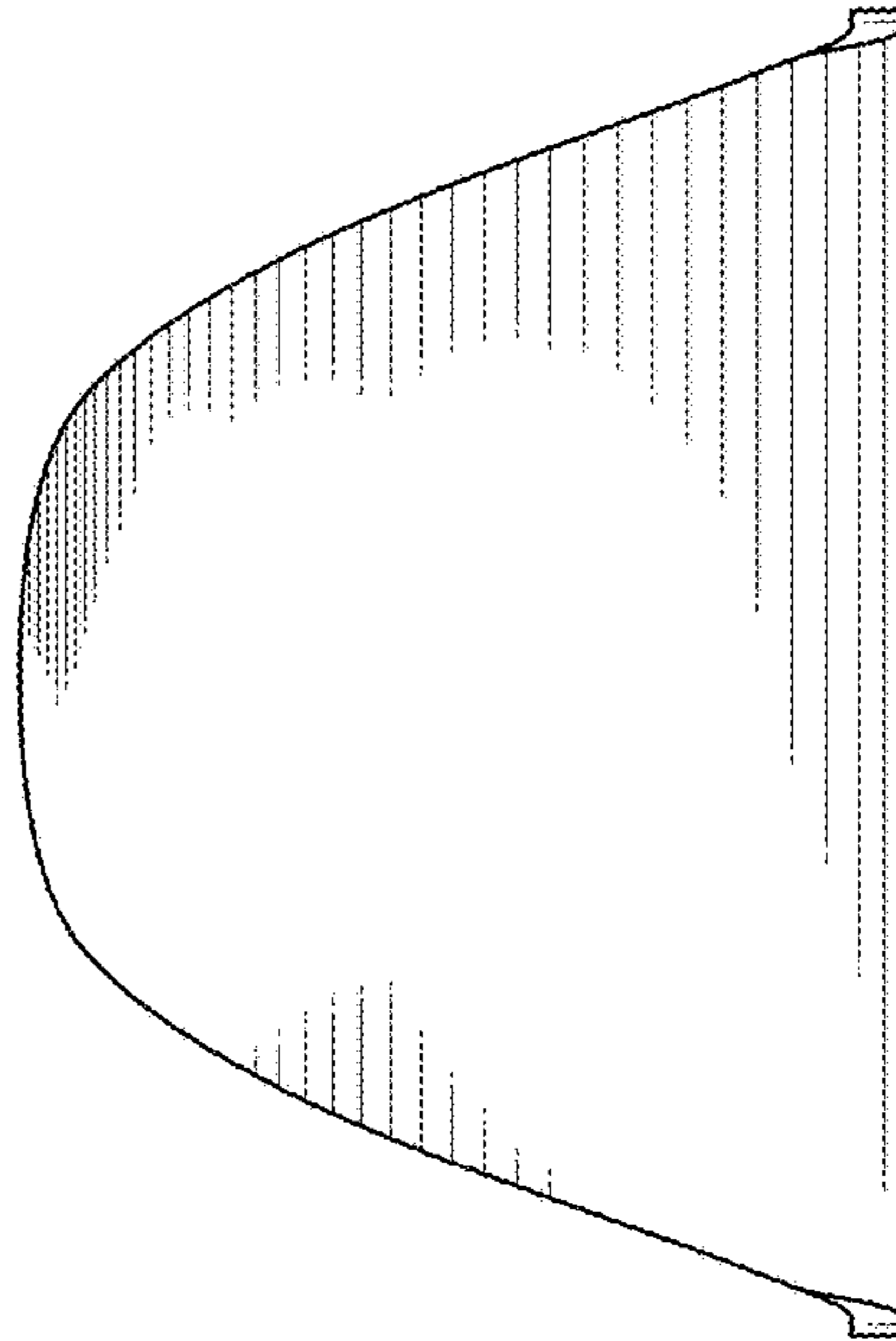


FIG. 7

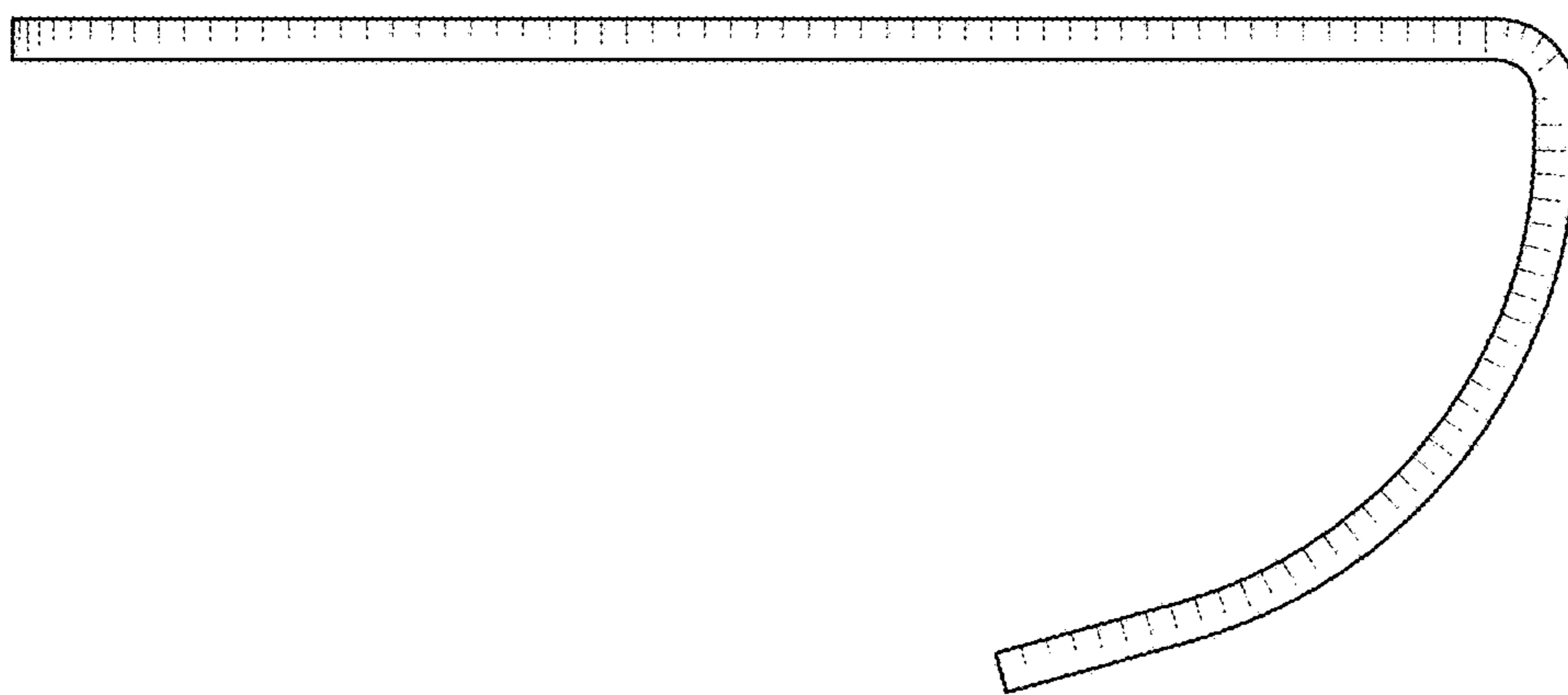


FIG. 5