



US00D811859S

(12) **United States Design Patent**
Orser

(10) **Patent No.:** **US D811,859 S**
(45) **Date of Patent:** **** Mar. 6, 2018**

- (54) **CABLE FASTENER**
- (71) Applicant: **Laurie Orser**, Lower Brighton (CA)
- (72) Inventor: **Laurie Orser**, Lower Brighton (CA)
- (**) Term: **15 Years**
- (21) Appl. No.: **29/620,515**
- (22) Filed: **Feb. 1, 2017**
- (51) **LOC (11) Cl.** **09-06**
- (52) **U.S. Cl.**
USPC **D8/356**
- (58) **Field of Classification Search**
USPC D8/356, 354, 349
CPC B65H 57/16; E02D 5/803; B63B 21/045;
B63B 59/02; B60D 1/18; B60P 1/103;
Y10T 24/3918; H02G 7/12
See application file for complete search history.

7,404,238	B2	7/2008	McNeill	
D641,708	S *	7/2011	Yamauchi	D13/154
8,763,213	B2 *	7/2014	Burdett	B60P 7/0823 24/300
D710,679	S *	8/2014	Miller	D8/356
D754,246	S *	4/2016	Tang	D17/13
D781,002	S *	3/2017	Mathews, Jr.	D29/100
D791,582	S *	7/2017	Nelson	D8/356

FOREIGN PATENT DOCUMENTS

FR	796222	4/1936
GB	1023438	3/1966
SE	381603	10/1964

* cited by examiner

Primary Examiner — Cynthia Underwood
(74) *Attorney, Agent, or Firm* — Mario Theriault

(57) **CLAIM**

The ornamental design for a cable fastener, as shown and described.

DESCRIPTION

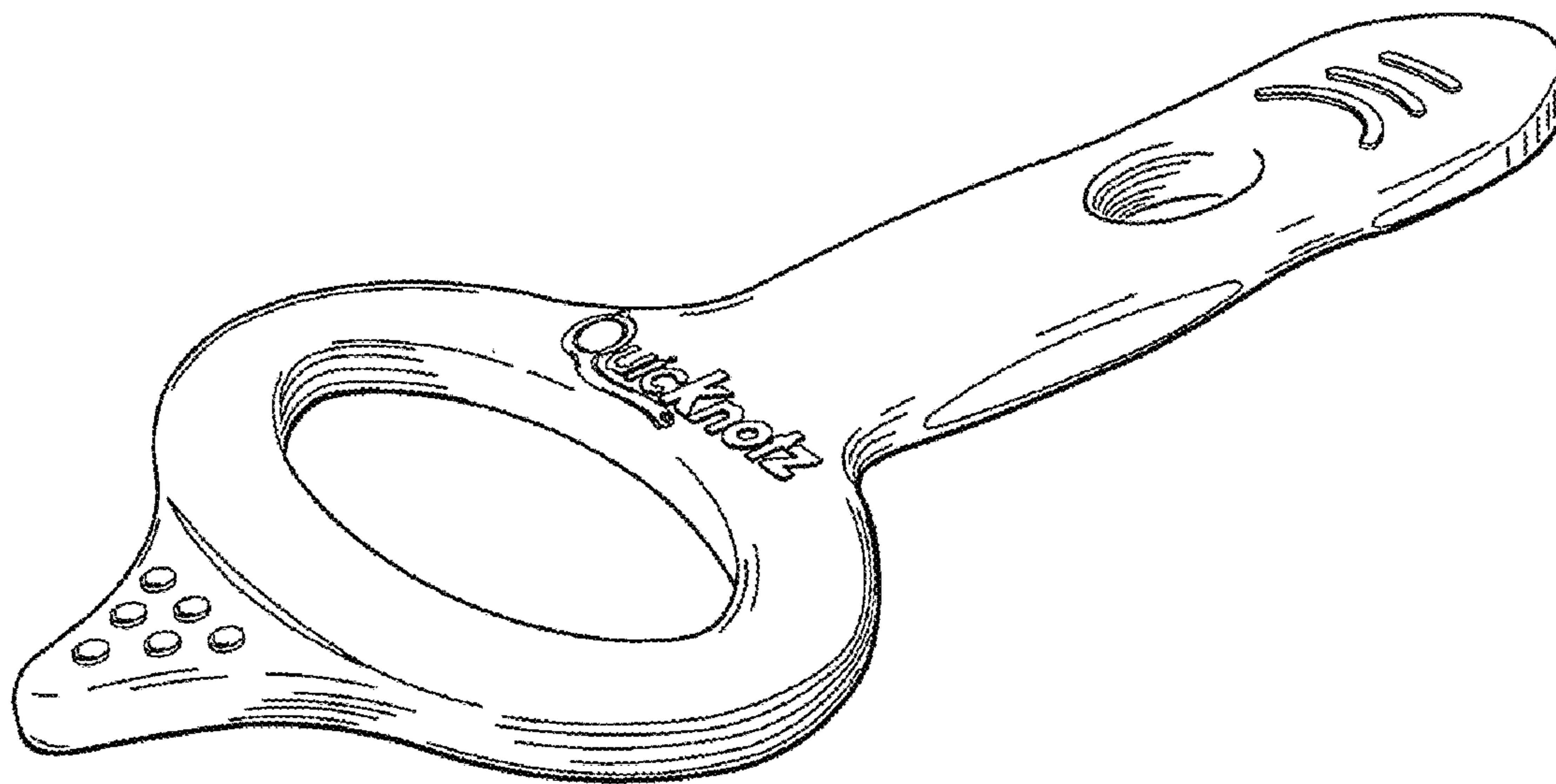
FIG. 1 is a perspective front, bottom, and right side view of a cable fastener, showing my new design;
FIG. 2 is a front view thereof;
FIG. 3 is a top view thereof;
FIG. 4 is a left side view thereof, the right side view is a mirror image;
FIG. 5 is a rear view thereof; and,
FIG. 6 is a bottom view thereof.

1 Claim, 2 Drawing Sheets

(56) **References Cited**

U.S. PATENT DOCUMENTS

550,391	A *	11/1895	Checkley	B61D 27/0081 292/345
1,945,932	A	2/1934	Caley	
4,227,668	A *	10/1980	Ernst	A22C 15/002 24/16 PB
D325,802	S *	4/1992	Peterson	D34/35
D367,949	S *	3/1996	Vallance	D2/628
D449,136	S *	10/2001	Vallance	D29/100
6,487,760	B1	12/2002	Larsen	



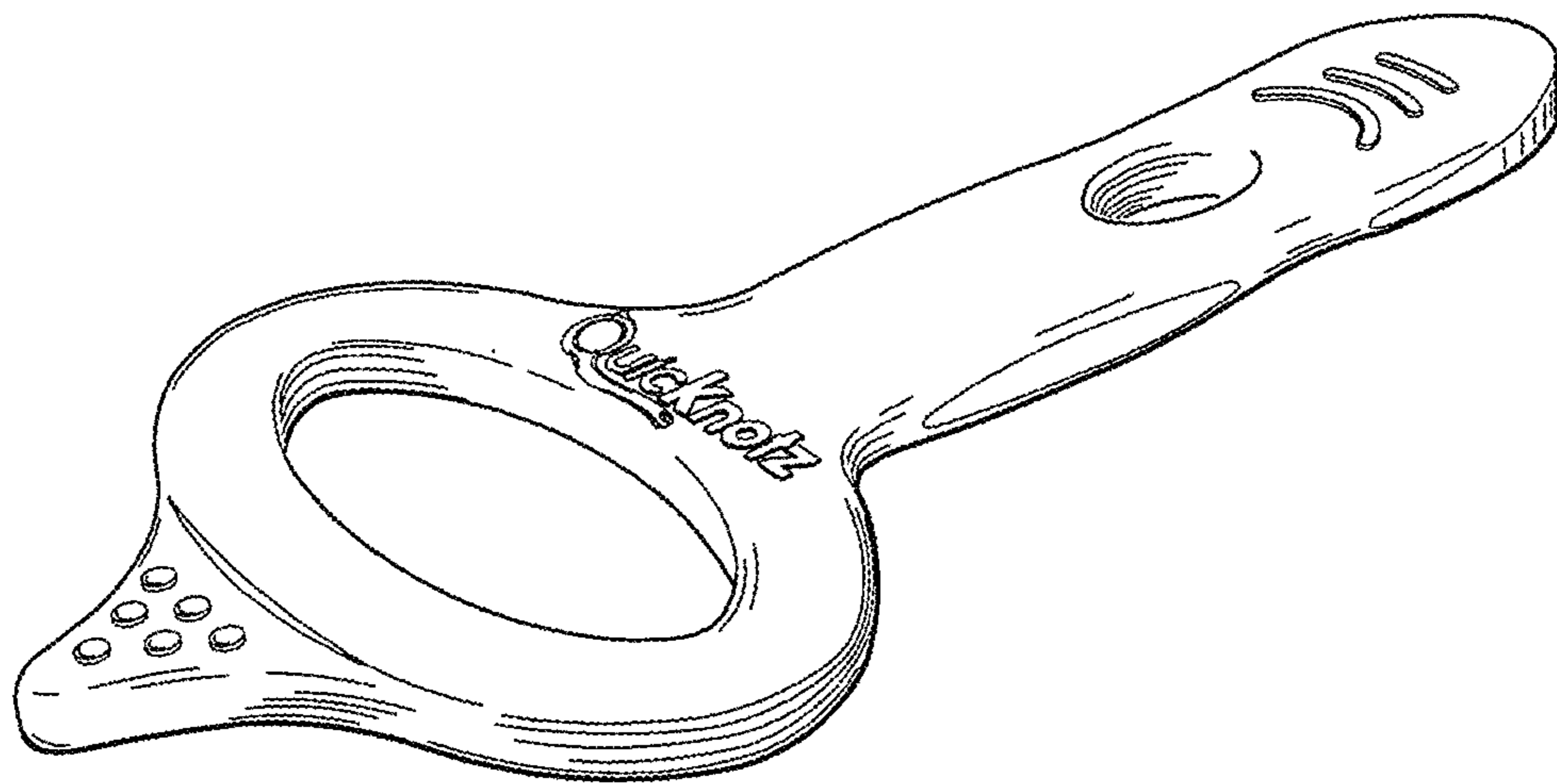


FIG. 1



FIG. 3

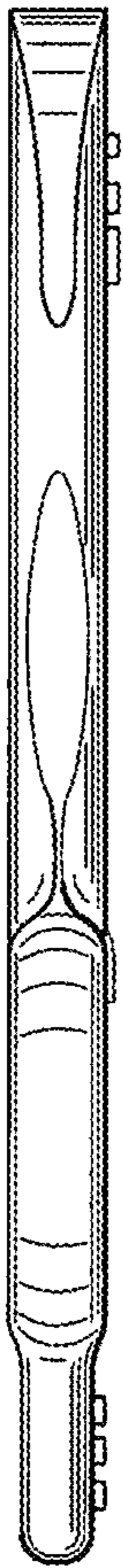


FIG. 4

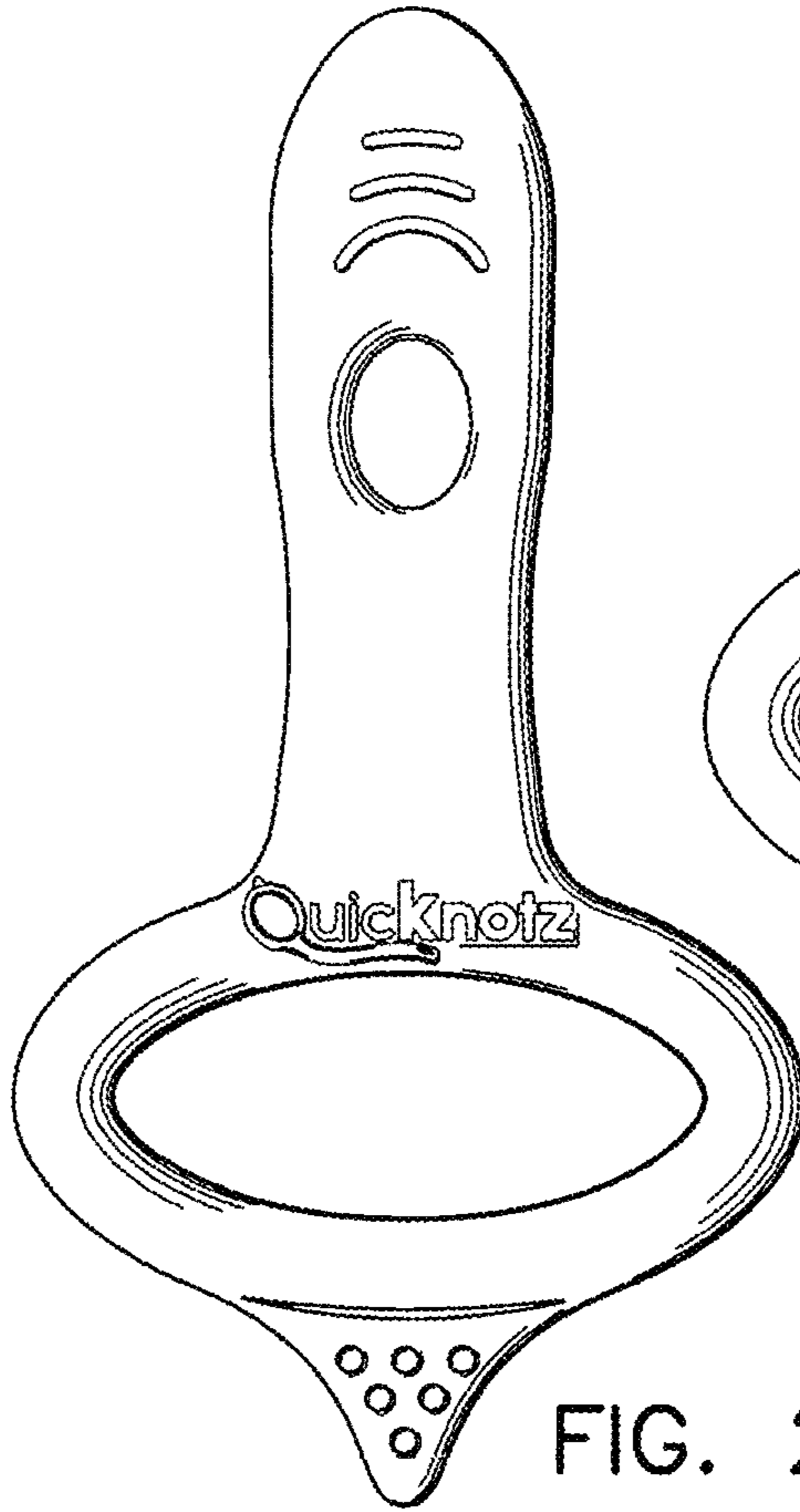


FIG. 2

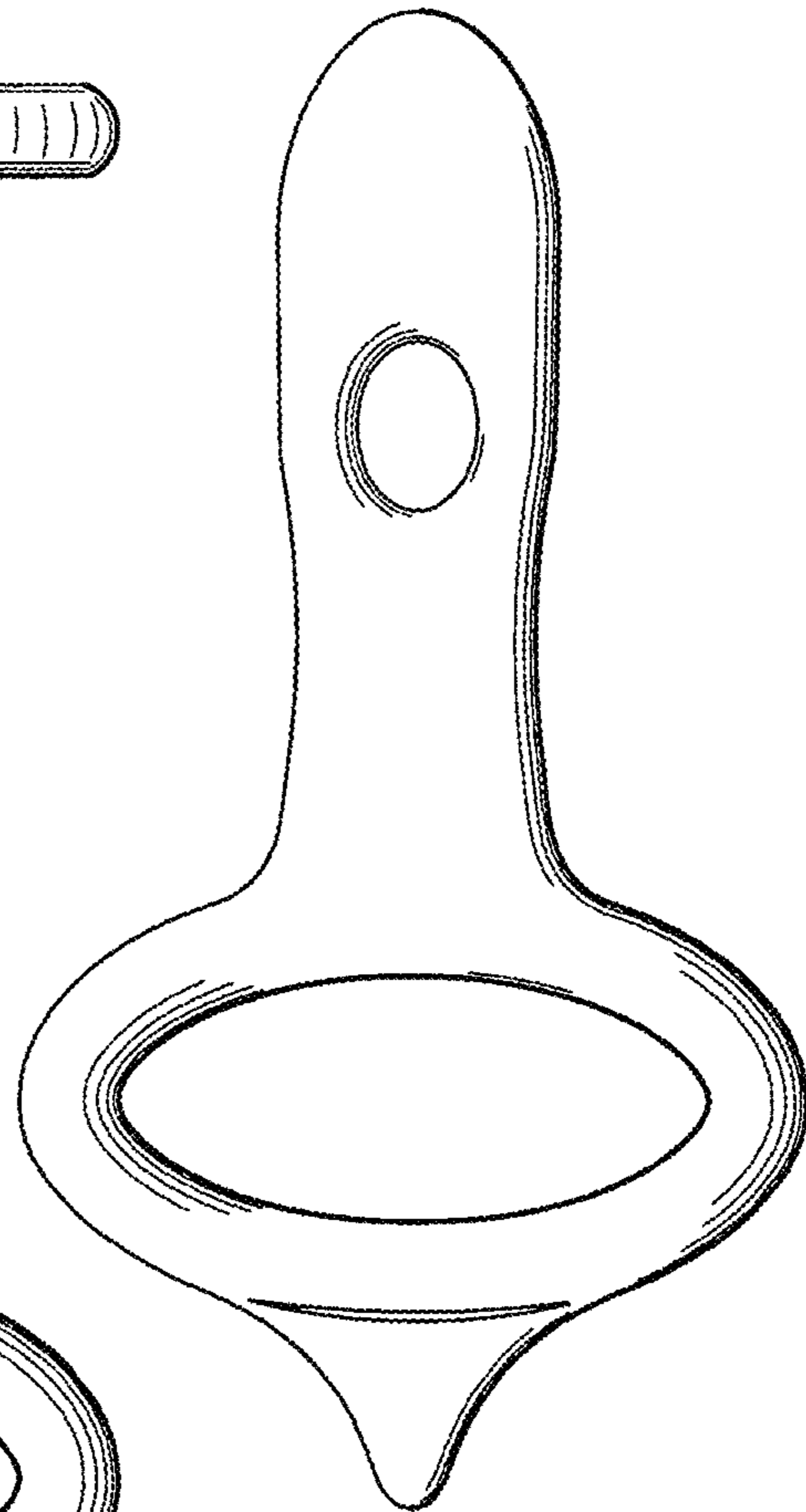


FIG. 5



FIG. 6