



US00D811834S

(12) **United States Design Patent**
Olson

(10) **Patent No.:** **US D811,834 S**
(45) **Date of Patent:** **** Mar. 6, 2018**

- (54) **BAG**
- (71) Applicant: **GOPRENE, LLC**, Arvada, CO (US)
- (72) Inventor: **Blake Olson**, Arvada, CO (US)
- (73) Assignee: **GOPRENE, LLC**, Arvada, CO (US)
- (**) Term: **15 Years**
- (21) Appl. No.: **29/580,758**

D690,937 S *	10/2013	Denzinger	D3/303
D795,574 S *	8/2017	Pfister	D3/245
2013/0037185 A1 *	2/2013	Hubbell	A45C 3/08 150/106

- (22) Filed: **Oct. 12, 2016**
- (51) **LOC (11) Cl.** **09-03**
- (52) **U.S. Cl.**
USPC **D7/709**
- (58) **Field of Classification Search**
USPC D3/201, 205, 206, 226, 231-233,
D3/242-247, 258, 273, 290, 299, 301,
D3/303, 318, 901, 903; D9/705, 706,
D9/709, 703, 704; D12/409; D7/709,
D7/607
CPC A45C 1/024; A45C 7/0077; A45C 3/04;
A45C 3/06; A45C 3/08; A45C 13/02;
A45C 13/04; A45C 13/06; A45C 13/08;
A45C 13/26
See application file for complete search history.

(56) **References Cited**

U.S. PATENT DOCUMENTS

D55,451 S *	6/1920	Carraine	D3/246
D160,475 S *	10/1950	Cohan	150/112
D586,555 S *	2/2009	Lown	D3/246
D592,912 S *	5/2009	Lown	D3/232
D617,991 S *	6/2010	Yuson	D3/318
D653,029 S *	1/2012	Naldini	D3/243
D656,729 S *	4/2012	Naldini	D3/245
D675,892 S *	2/2013	Denzinger	D7/709

OTHER PUBLICATIONS

Amazon, Neoprene Lunch bag, available May 17, 2016, [online], [site visited on Dec. 6, 2017]. Available from Internet, URL: <https://www.amazon.com/dp/B01FTA17IM> (Year: 2016).*

* cited by examiner

Primary Examiner — Sheryl Lane
Assistant Examiner — Samantha N Wood
(74) *Attorney, Agent, or Firm* — James R. Gourley;
Carstens & Cahoon, LLP

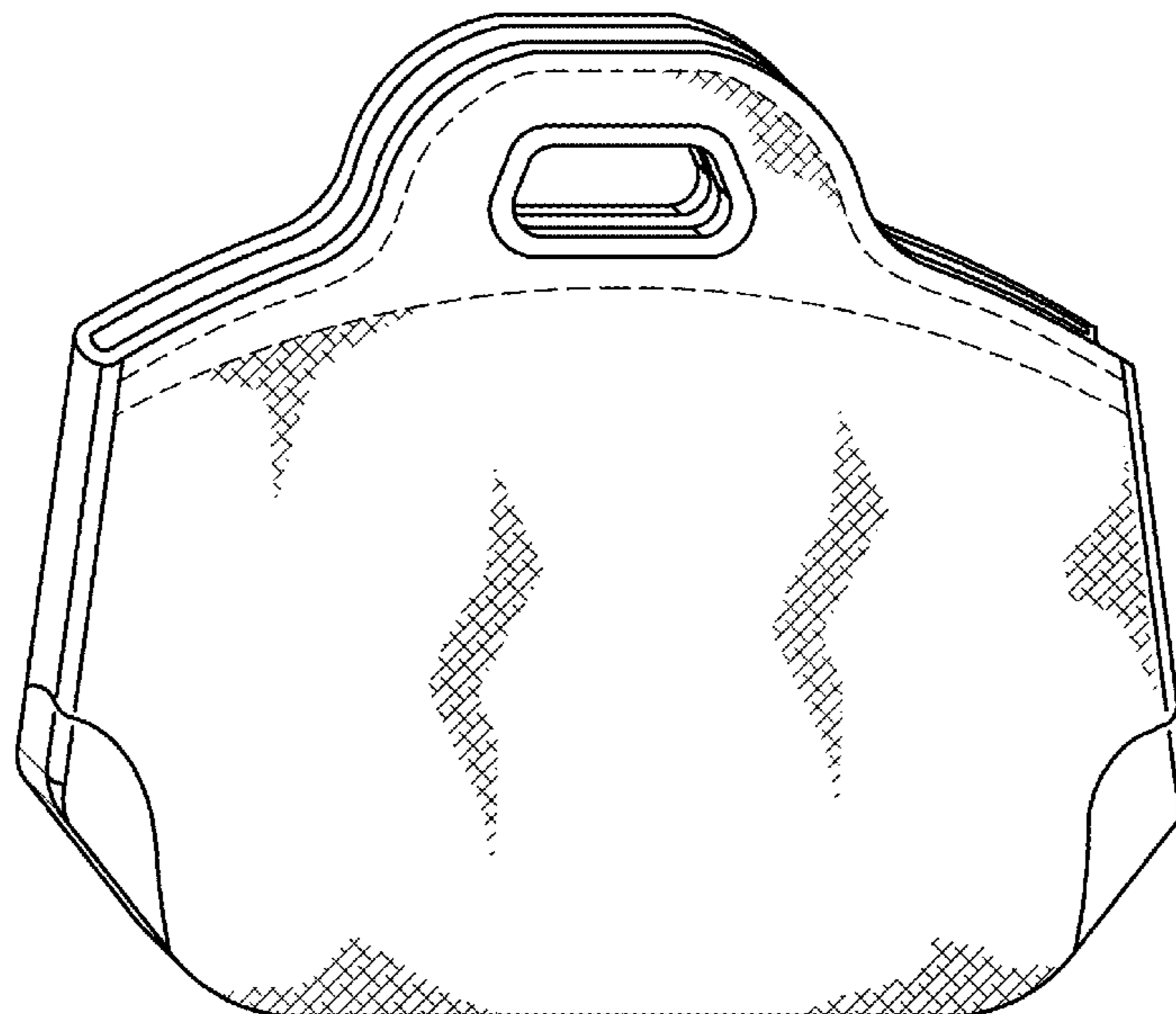
(57) **CLAIM**

The ornamental design for a bag, as shown and described.

DESCRIPTION

FIG. 1 is a perspective view of the bag of the present invention;
 FIG. 2 is a front elevation view of the bag of the present invention;
 FIG. 3 is a rear elevation view of the bag of the present invention;
 FIG. 4 is a top plan view of the bag of the present invention;
 FIG. 5 is a bottom plan view of the bag of the present invention;
 FIG. 6 is a first side view of the bag of the present invention;
 and,
 FIG. 7 is a second side view of the bag of the present invention in use.
 The broken lines showing portions of the bag are included for the purpose of illustrating environmental structure and form no part of the claimed design.

1 Claim, 3 Drawing Sheets



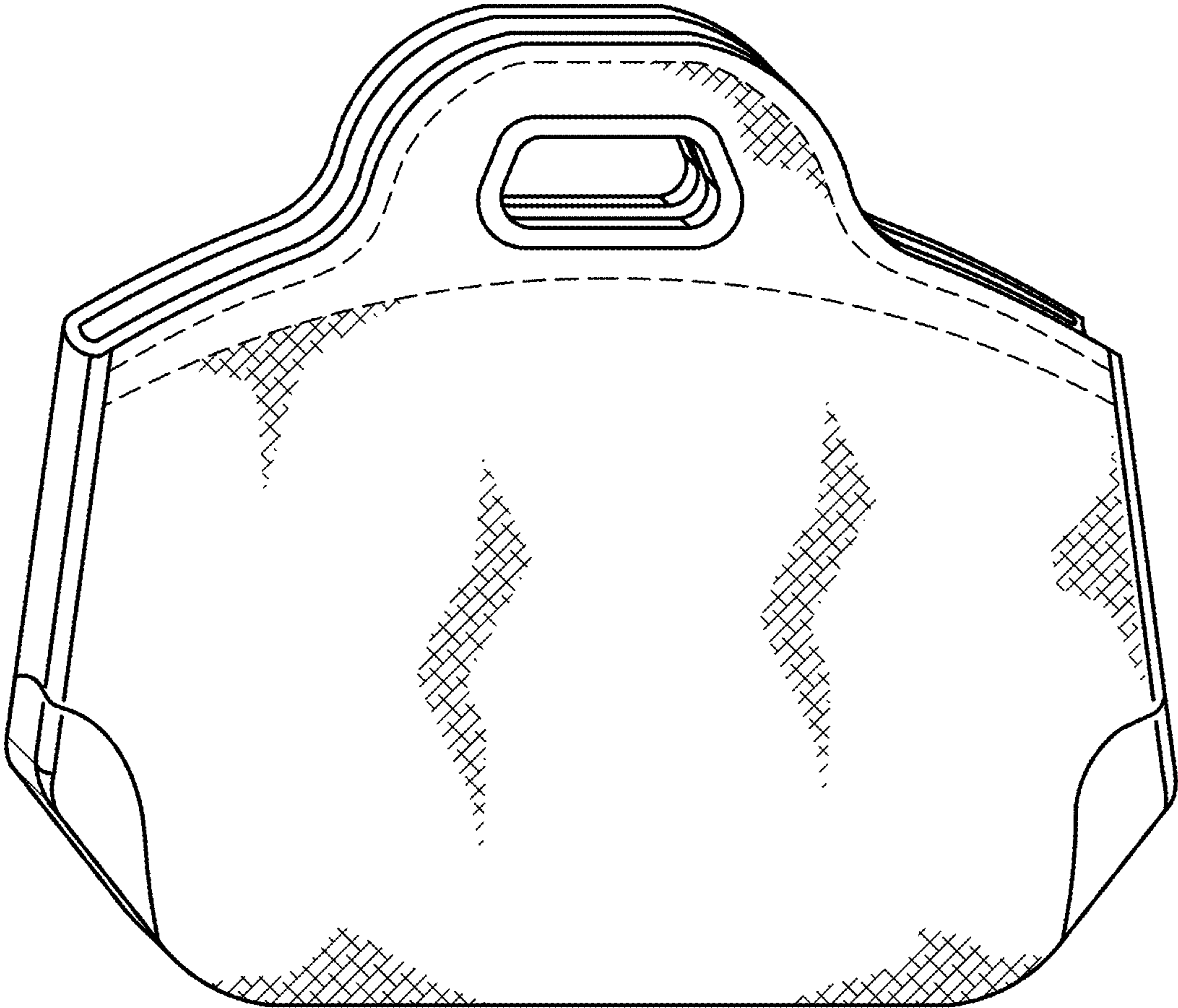


FIG. 1

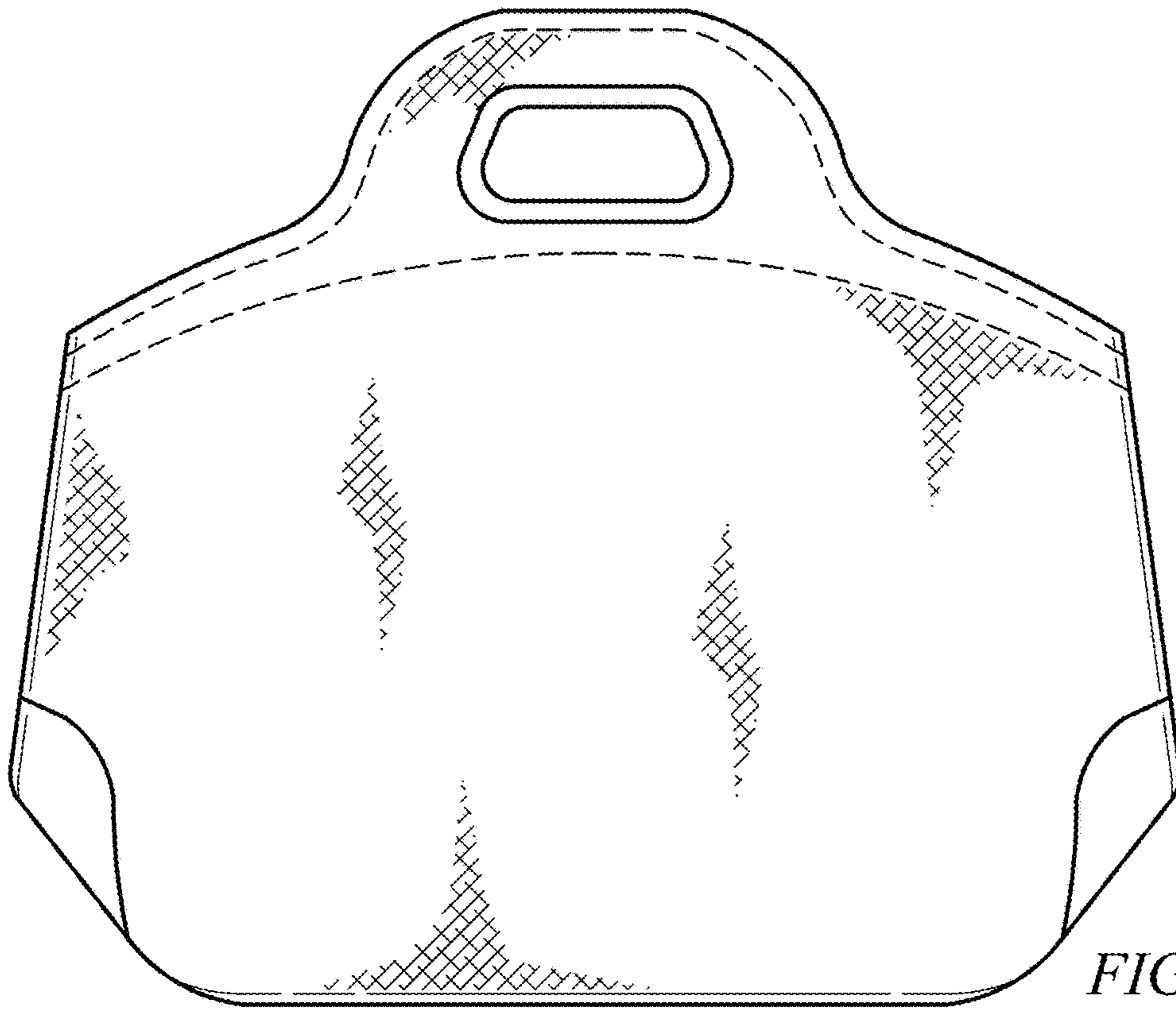


FIG. 2

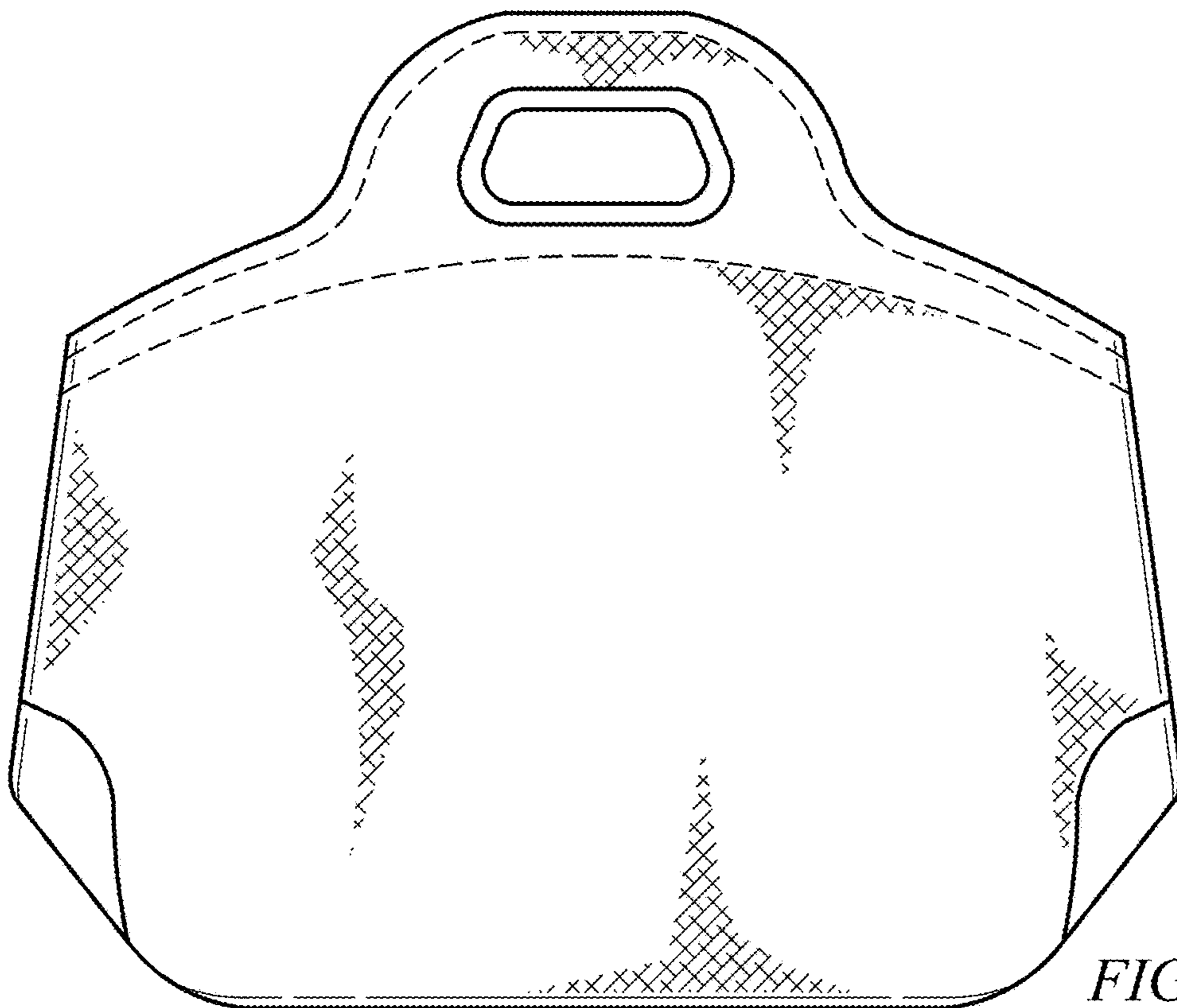


FIG. 3



FIG. 4




FIG. 5

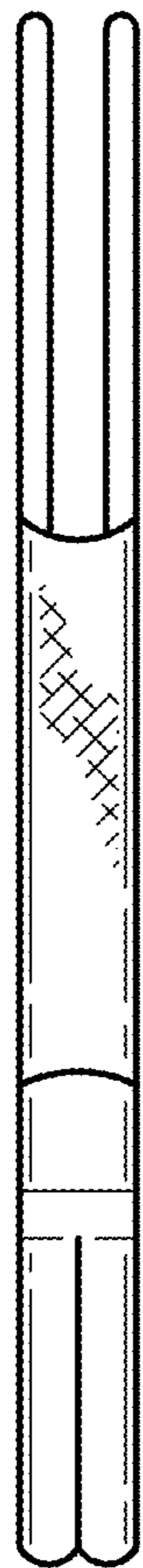


FIG. 6



FIG. 7