



US00D811824S

(12) **United States Design Patent** (10) **Patent No.:** **US D811,824 S**
Su (45) **Date of Patent:** **** Mar. 6, 2018**

(54) **NARWHAL CUP HOLDER** 7,195,132 B1 * 3/2007 Balam A47G 23/02
220/560
(71) Applicant: **Covves LLC**, Wilmington, CA (US) D639,117 S * 6/2011 Jonsson D7/624.2
D783,370 S * 4/2017 Su D21/808
(72) Inventor: **Benson Su**, Torrance, CA (US) D787,617 S 5/2017 Krepack
2003/0077958 A1 * 4/2003 Powell A45F 5/02
441/1
(73) Assignee: **Covves LLC**, Torrance, CA (US) 2012/0228175 A1 * 9/2012 Ressel E04H 4/14
206/457

(**) Term: **15 Years**

* cited by examiner

(21) Appl. No.: **29/618,335**

Primary Examiner — Terry A Wallace

(22) Filed: **Sep. 20, 2017**

(74) *Attorney, Agent, or Firm* — The McArthur Law Firm; Sean Lynch

(51) **LOC (11) Cl.** **07-06**

(52) **U.S. Cl.**
USPC **D7/619.2**

(58) **Field of Classification Search**
USPC D7/619.1–625, 604, 606; D21/808
CPC E04H 4/14; A47G 23/0216; A47G 23/02;
A47G 2200/02; A45C 2200/20; A45F
5/02

See application file for complete search history.

(56) **References Cited**

U.S. PATENT DOCUMENTS

4,571,194 A * 2/1986 Kiss A47G 23/0216
441/1
D306,633 S * 3/1990 Wolfe D21/808
D469,317 S * 1/2003 Doerr D7/624.2

(57) **CLAIM**

The ornamental design of a narwhal cup holder, as shown and described.

DESCRIPTION

FIG. 1 is a rear perspective view of the narwhal cup holder. FIG. 2 is a front view of the narwhal cup holder. FIG. 3 is a rear view of the narwhal cup holder. FIG. 4 is a left-side view of the narwhal cup holder. FIG. 5 is a top view of the narwhal cup holder; and, FIG. 6 is a bottom view of the narwhal cup holder. The design features a narwhal-shaped cup holder, where the cup holder portion exists on the narwhal's back. The broken lines form no part of the claimed design.

1 Claim, 3 Drawing Sheets




FIG. 1

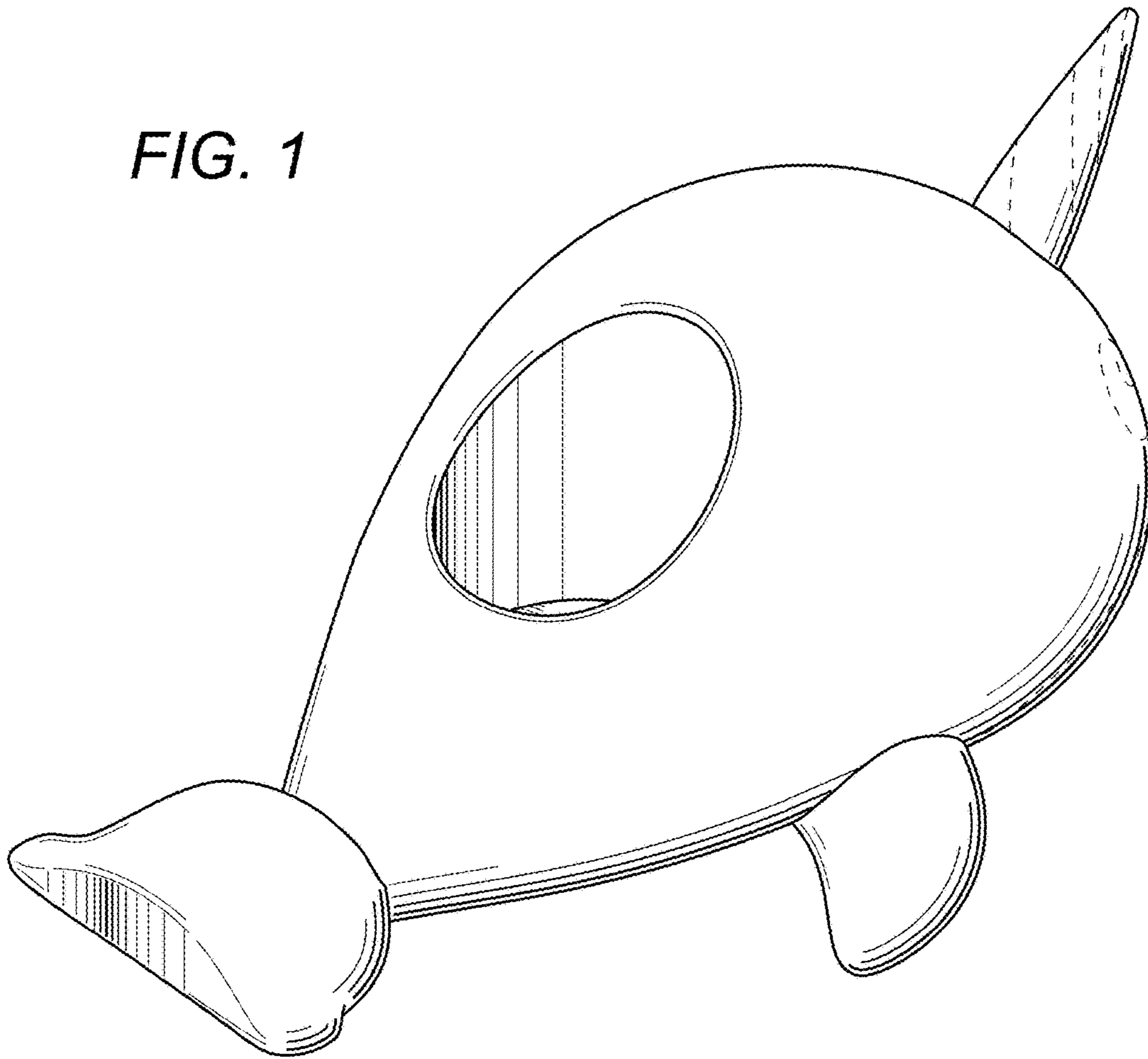



FIG. 2



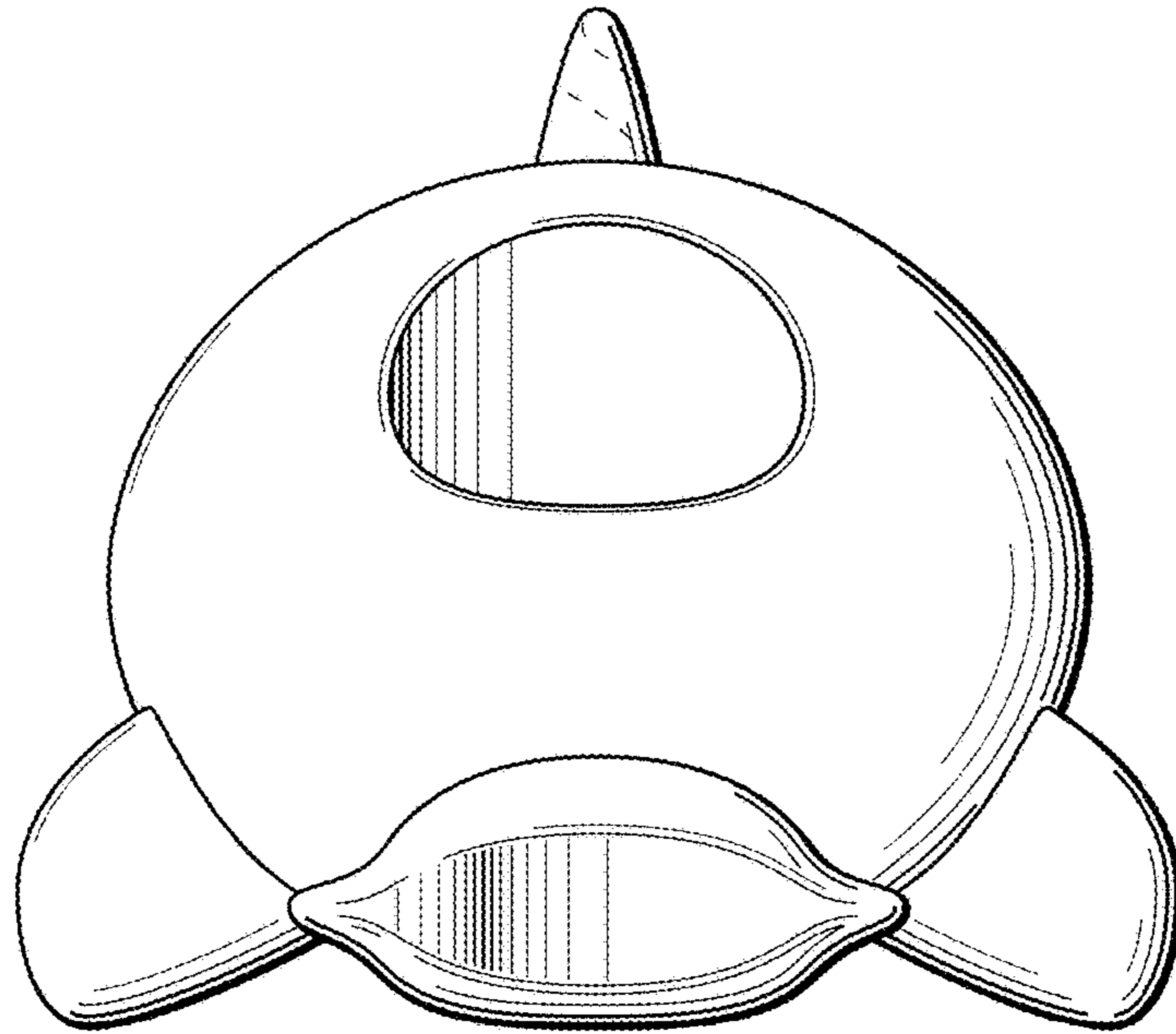


FIG. 3

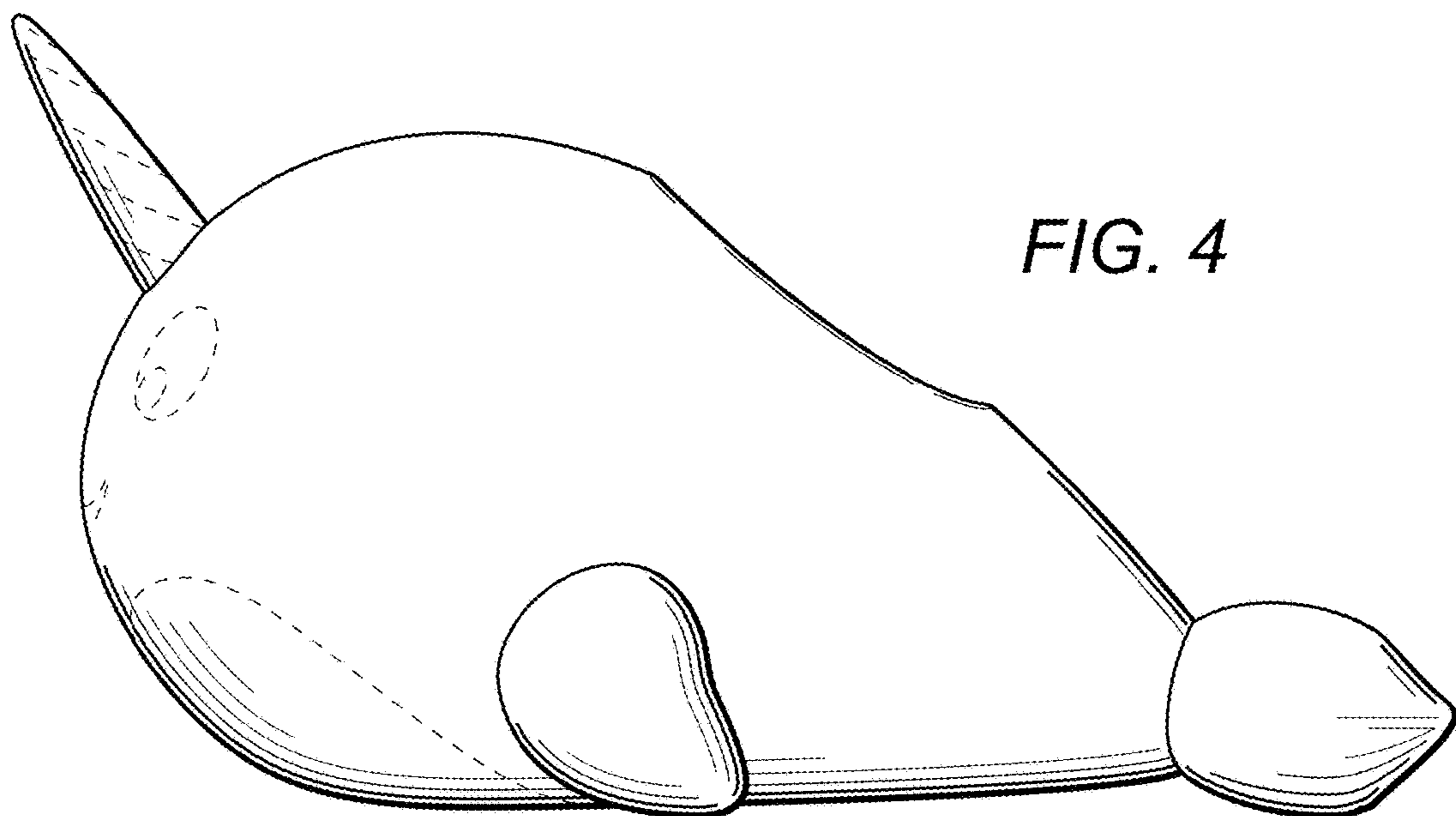


FIG. 4

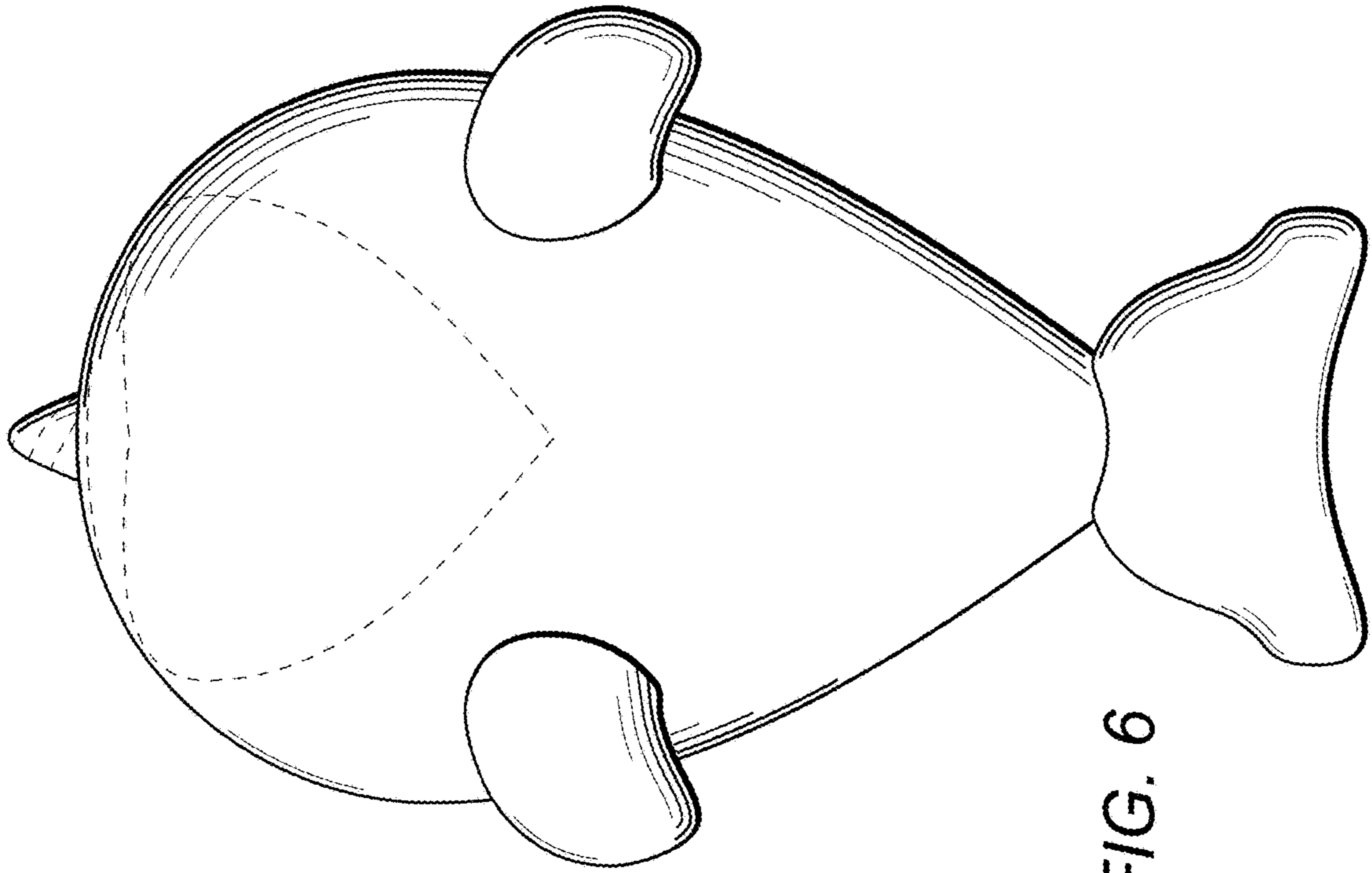


FIG. 6

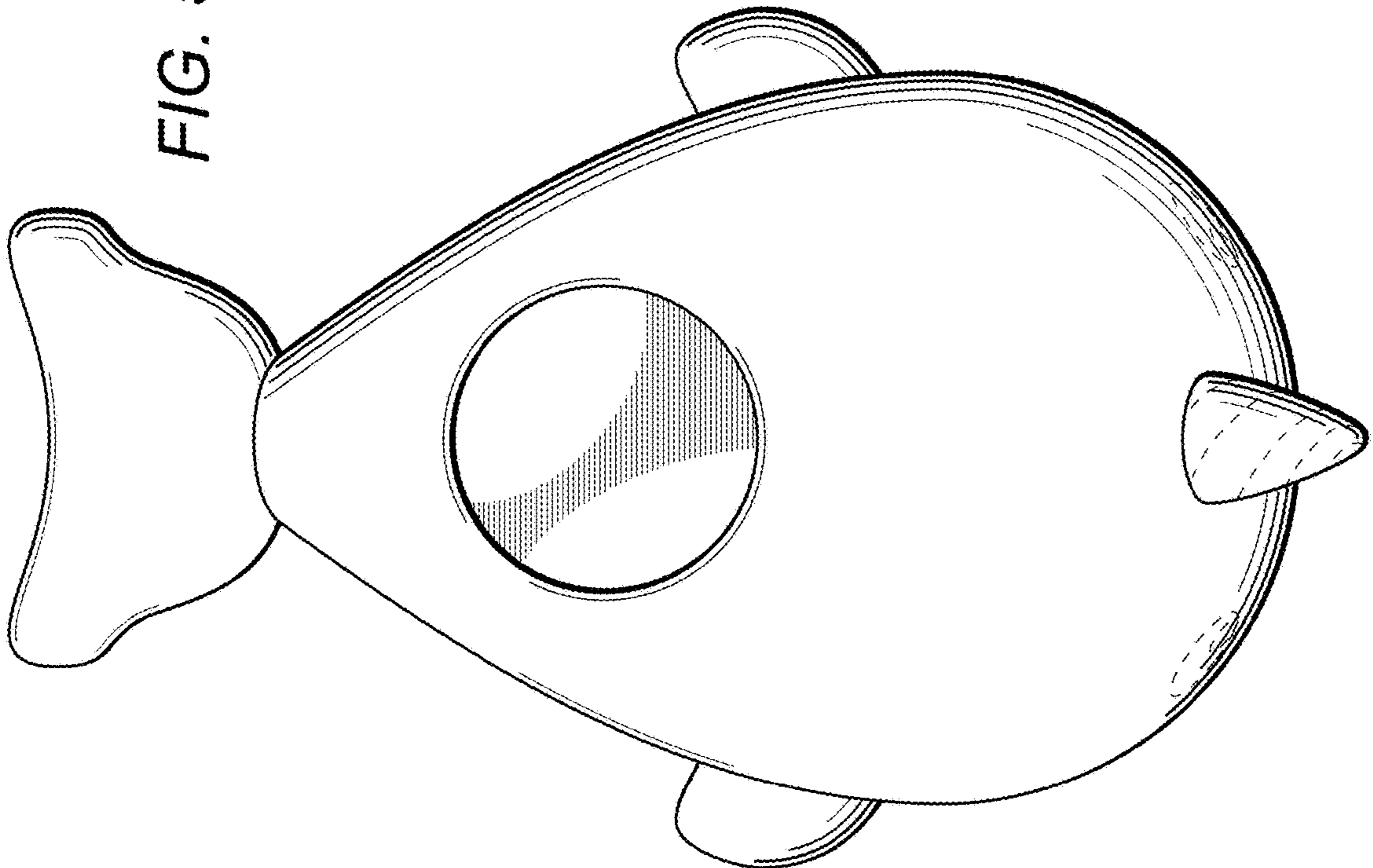


FIG. 5