



US00D811821S

(12) **United States Design Patent**
Arora

(10) **Patent No.:** **US D811,821 S**
(45) **Date of Patent:** **** Mar. 6, 2018**

- (54) **CUP WITH SHAPED BOTTOM**
- (71) Applicant: **Rajnish Arora**, Wooster, OH (US)
- (72) Inventor: **Rajnish Arora**, Wooster, OH (US)
- (73) Assignee: **JUST FUNKY LLC**, Richfield, OH (US)
- (**) Term: **15 Years**
- (21) Appl. No.: **29/565,772**
- (22) Filed: **May 24, 2016**

Related U.S. Application Data

- (63) Continuation-in-part of application No. 29/543,390, filed on Oct. 23, 2015.
- (51) **LOC (11) Cl.** **07-01**
- (52) **U.S. Cl.**
USPC **D7/523; D7/509; D7/530**
- (58) **Field of Classification Search**
USPC D7/507, 509, 523, 524, 525, 526, 527, D7/528, 530, 531, 532, 533, 536, 537, D7/503, 510, 514, 515, 512, 608; 220/592.16, 502.17, 495.03, 740, 620, 220/619, 62.12, 604, 626, 627, 629; D3/202; D30/130, 121; 206/307, 217, 206/509; D9/424
CPC A47G 19/22; A47G 19/2205; A47G 19/2227; A47G 23/0233; A45F 3/20; B65D 1/265
See application file for complete search history.

(56) **References Cited**

U.S. PATENT DOCUMENTS

- 65,548 A * 6/1867 Curry B65D 79/005
220/627
- 723,796 A * 3/1903 Williams B65D 81/3869
220/568

- 1,879,820 A * 9/1932 Perry A47G 19/2205
215/371
- 2,779,472 A * 1/1957 Febbraro B65D 1/04
210/514
- 2,945,361 A * 7/1960 Miller F25C 1/22
220/592.17
- 4,125,218 A * 11/1978 DeBoer A47G 19/2227
181/177
- 4,577,775 A * 3/1986 Kresin B65D 1/265
220/604
- 4,869,912 A * 9/1989 McCoy A61J 9/001
215/11.3
- 5,361,935 A * 11/1994 Sagucio A47G 19/2266
215/229
- D421,139 S * 2/2000 Garcia-Maldonado D26/11
- 6,105,814 A * 8/2000 Chen A47G 19/2227
206/217
- D480,271 S * 10/2003 Lin D7/523
- D530,569 S * 10/2006 Hsu D7/509

(Continued)

Primary Examiner — Marianne Pandozzi

Assistant Examiner — Jae Liang

(74) *Attorney, Agent, or Firm* — Amin, Turocy & Watson, LLP

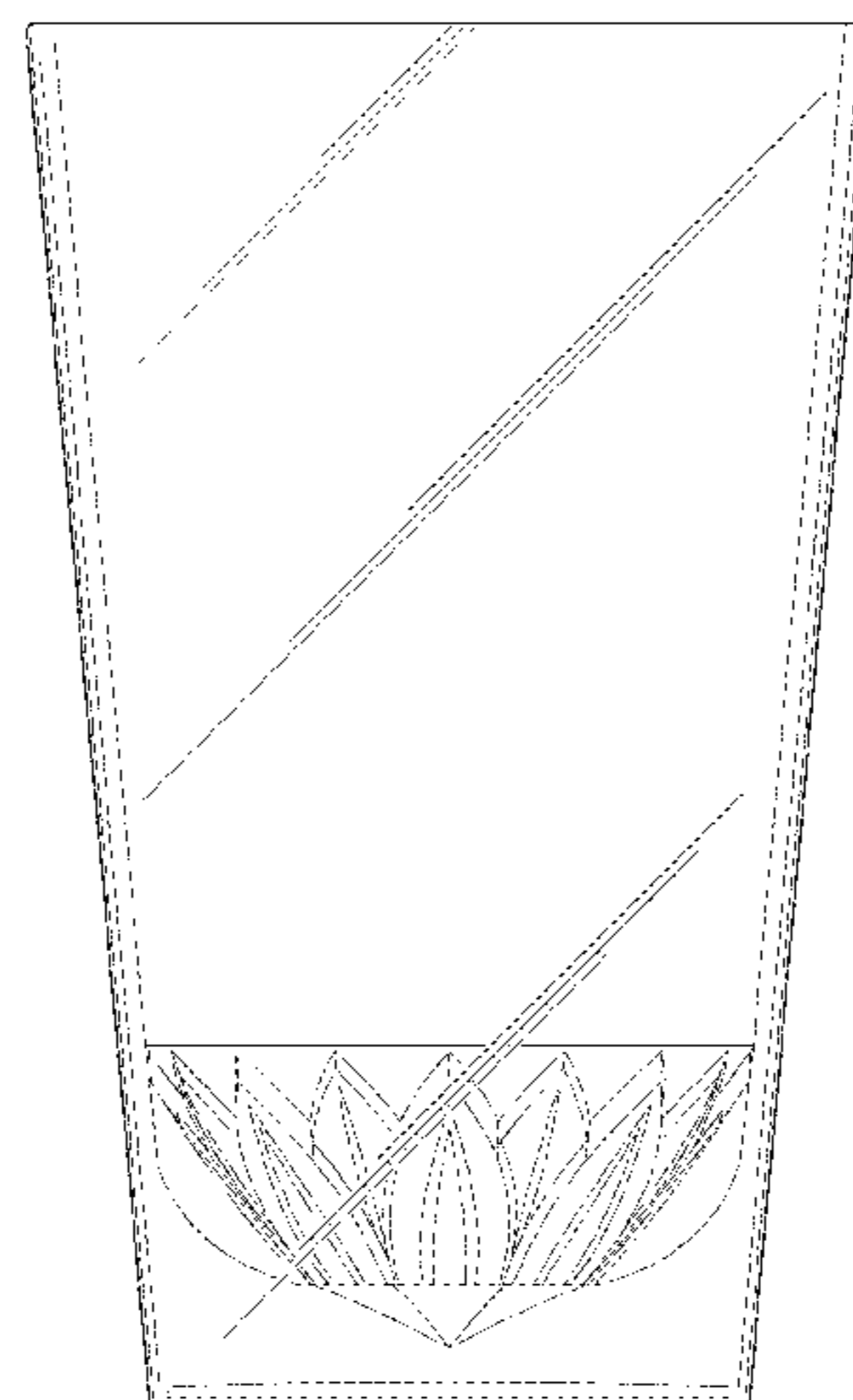
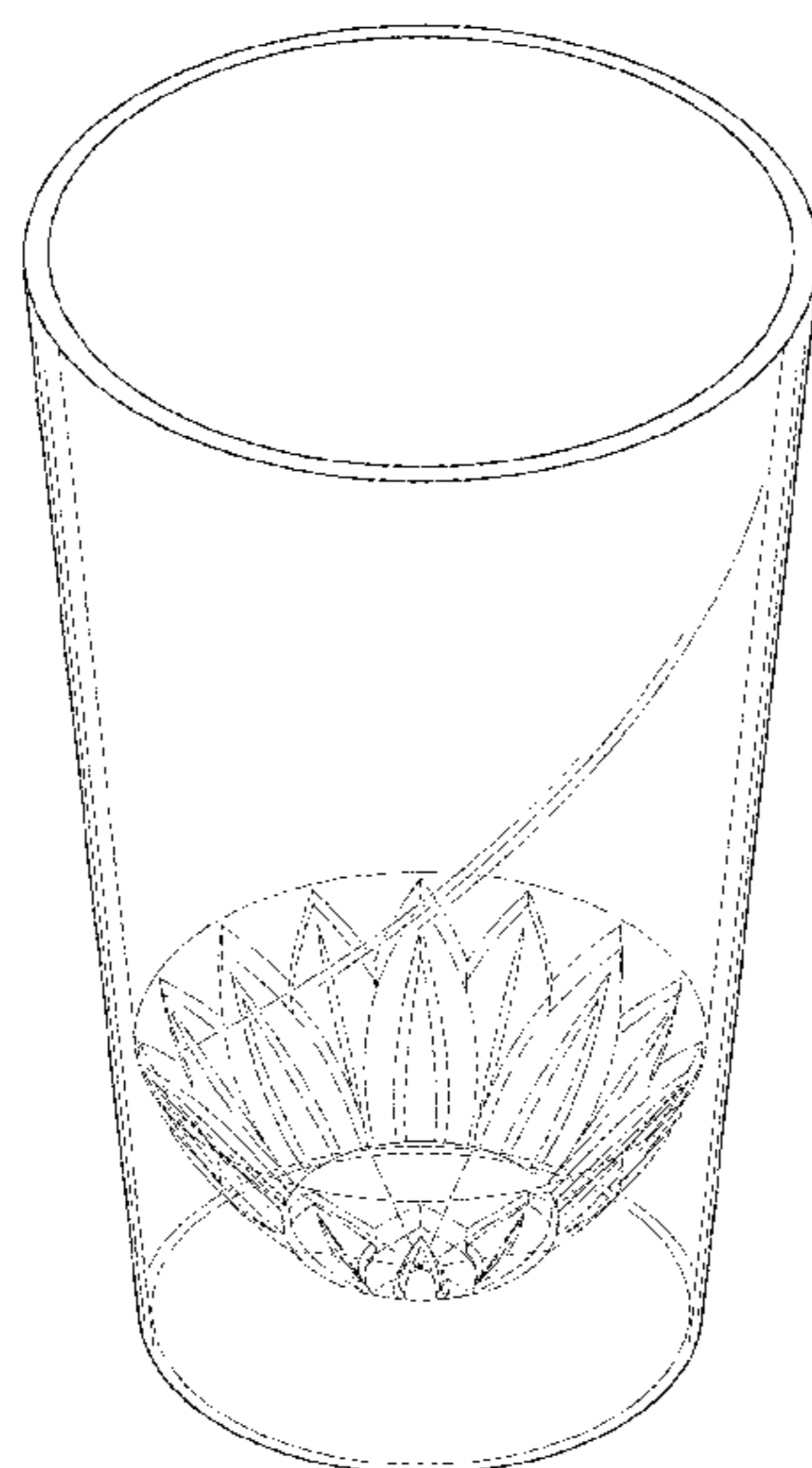
(57) **CLAIM**

The ornamental design for a cup with shaped bottom, as shown and described.

DESCRIPTION

FIG. 1 is a top-front perspective view of a cup with shaped bottom showing my new design;
 FIG. 2 is a bottom-rear perspective view of the cup of FIG. 1;
 FIG. 3 is a front view of the cup of FIG. 1;
 FIG. 4 is a rear view of the cup of FIG. 1;
 FIG. 5 is a right side view of the cup of FIG. 1;
 FIG. 6 is a left side view of the cup of FIG. 1;
 FIG. 7 is a top view of the cup of FIG. 1; and,
 FIG. 8 is a bottom view of the cup of FIG. 1.

1 Claim, 5 Drawing Sheets



(56)

References Cited

U.S. PATENT DOCUMENTS

D563,172	S	*	3/2008	Bodum	D7/509
D563,724	S	*	3/2008	Bodum	D7/509
D570,158	S	*	6/2008	Massi	D7/509
D595,090	S	*	6/2009	Benson	D7/509
D606,807	S	*	12/2009	Humphreys	D7/505
D613,996	S	*	4/2010	Ross	D7/523
D622,592	S	*	8/2010	Niikura	D9/445
D624,276	S	*	9/2010	Green	D1/106
D631,294	S	*	1/2011	Ross	D7/507
D637,492	S	*	5/2011	Baird	D24/224
D655,982	S	*	3/2012	Liu	D7/509
D670,836	S	*	11/2012	Hisey	26/22
8,505,763	B2	*	8/2013	Hayakawa	B05B 11/3047 215/377
D713,690	S	*	9/2014	Katterheinrich	D7/523
D720,185	S	*	12/2014	Kaiser	D7/509
D733,499	S	*	7/2015	Perman	D7/536
9,204,744	B2	*	12/2015	Vacanti	A47G 19/2205
D751,863	S	*	3/2016	Eyal	D7/507
D754,478	S	*	4/2016	Kushner	D10/44
D772,013	S	*	11/2016	O'Connor	D7/509

* cited by examiner




FIG. 1

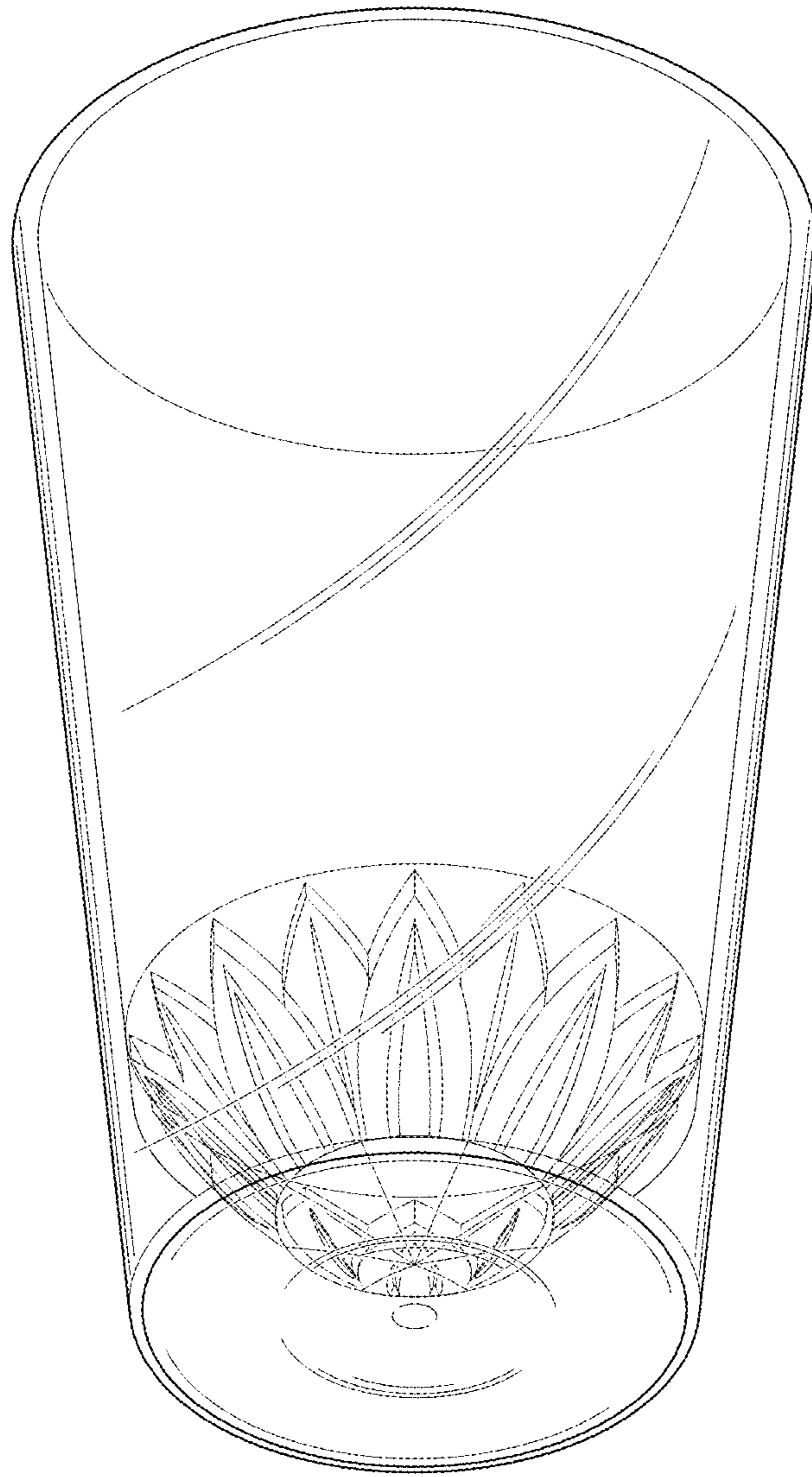


FIG. 2

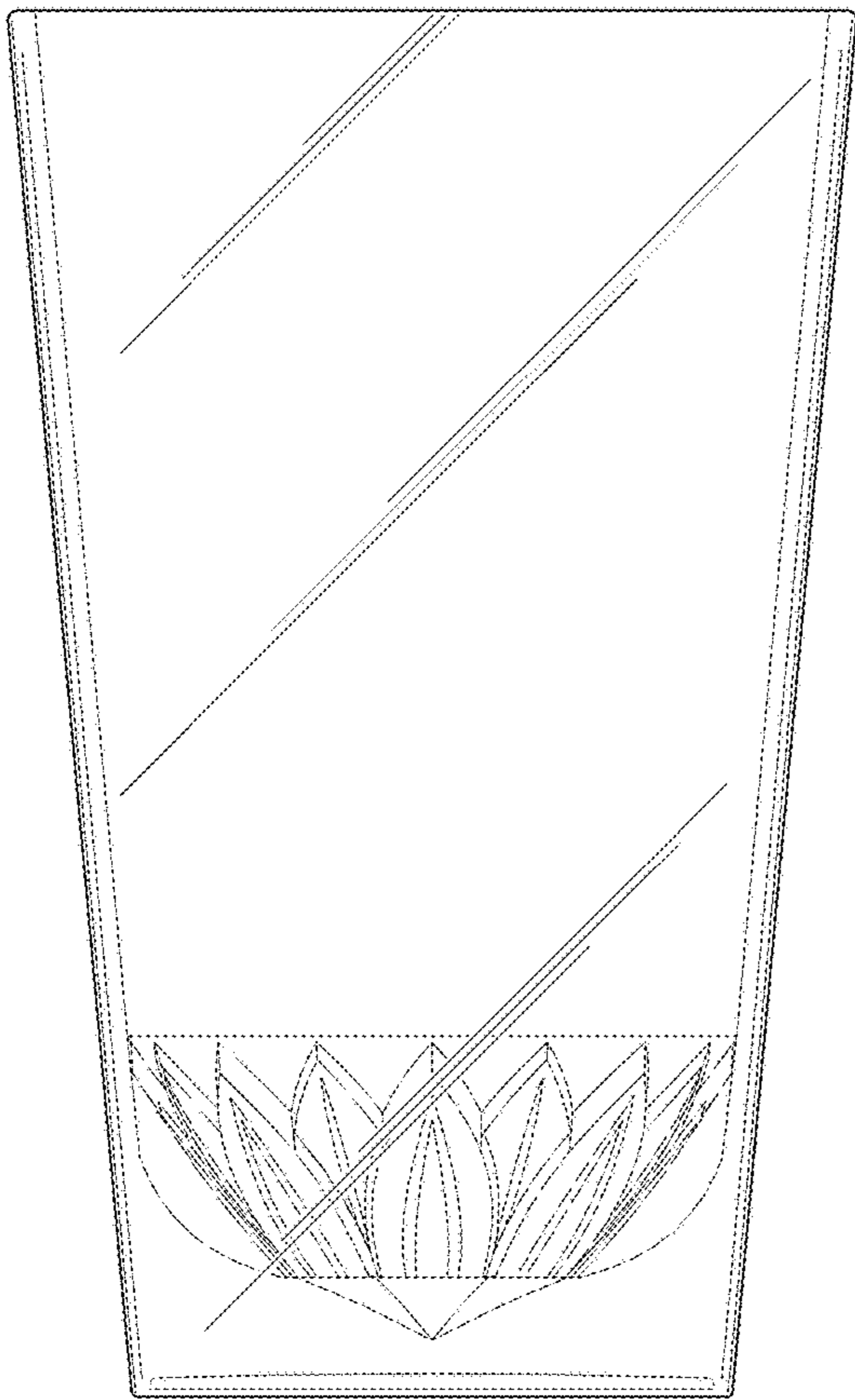


FIG. 3

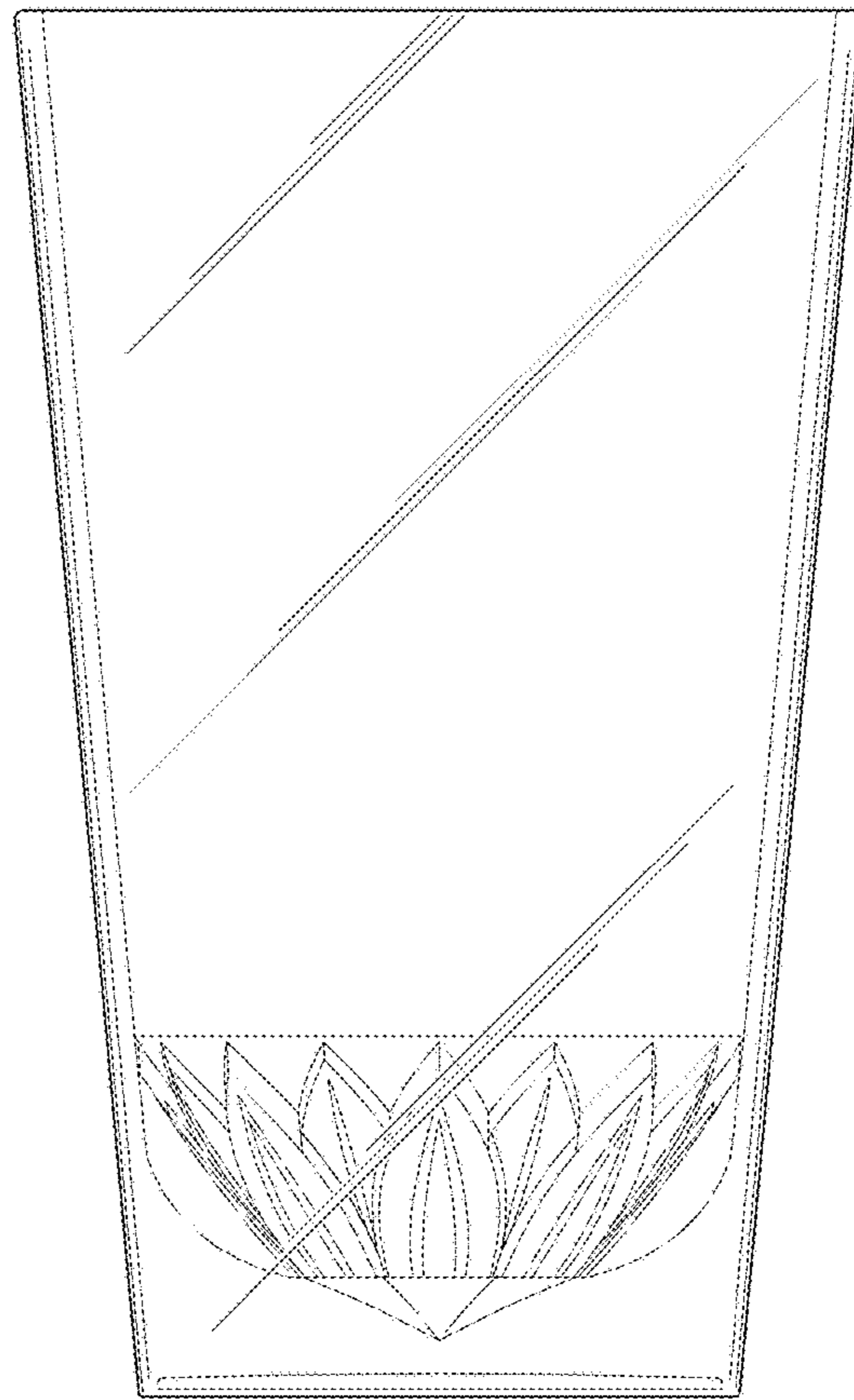


FIG. 4

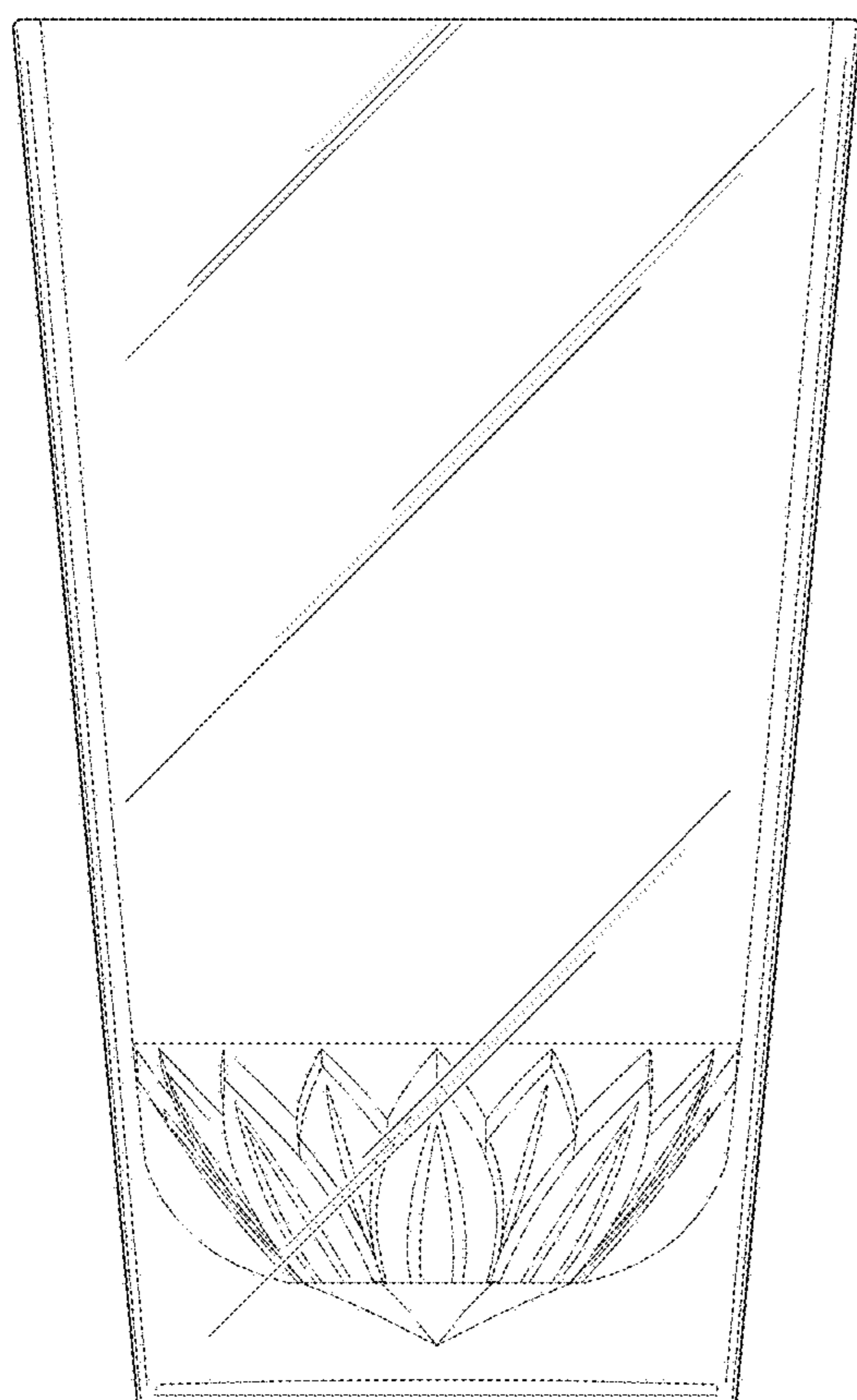


FIG. 5

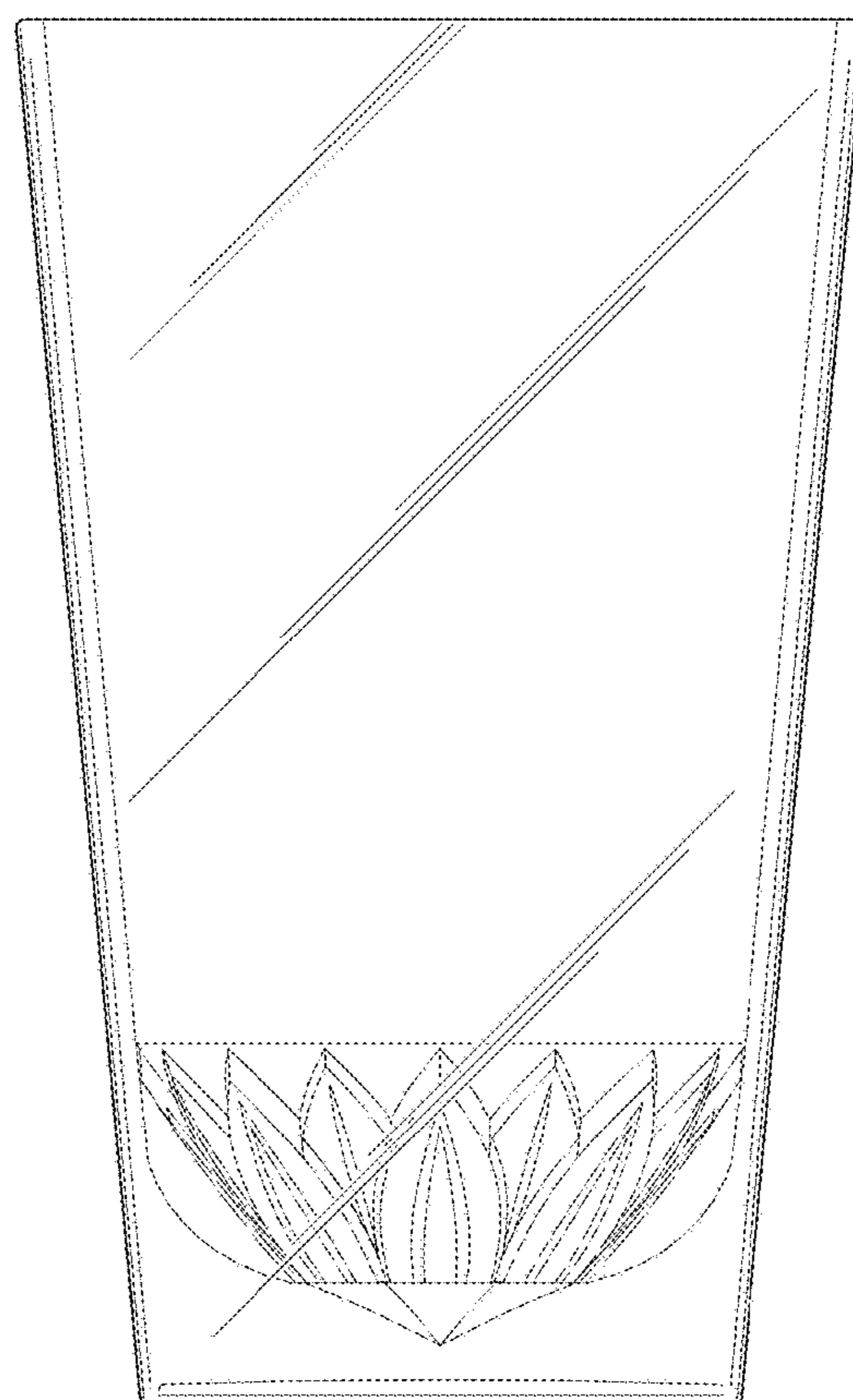


FIG. 6




FIG. 7




FIG. 8