



US00D811795S

(12) **United States Design Patent** (10) **Patent No.:** **US D811,795 S**
Upston (45) **Date of Patent:** **** Mar. 6, 2018**

(54) **KITCHEN APPLIANCE FOR SMOKING FOOD**

(71) Applicant: **Breville Pty Limited**, Alexandria, NSW (AU)

(72) Inventor: **Greg Upston**, Eumundi (AU)

(73) Assignee: **Breville Pty Limited**, Alexandria (AU)

(**) Term: **15 Years**

(21) Appl. No.: **29/582,744**

(22) Filed: **Oct. 31, 2016**

(30) **Foreign Application Priority Data**

May 11, 2016 (AU) 201612533

(51) **LOC (11) Cl.** **31-00**

(52) **U.S. Cl.**
USPC **D7/323; D7/379**

(58) **Field of Classification Search**

USPC D7/372-373, 376-386, 412-413, 602, D7/629, 665-666, 669, 679, 693-694

CPC A21C 1/02; A21C 1/04; A23N 1/00; A23N 1/02; A47J 42/38; A47J 43/04; A47J 43/25; A47J 43/27; A47J 43/042; A47J 43/044; A47J 43/046; A47J 43/075; A47J 43/0716; A47J 43/0722; A47J 43/0727; B01F 3/00; B01F 3/0807; B01F 3/0853; B01F 13/0059; B01F 13/0064; B02C 1/08; B02C 2/04; B02C 4/42; B02C 4/142; B02C 4/143; B02C 4/423; B02C 13/1835; B02C 25/00; B28C 5/10; B28C 5/12; B28C 5/14; B28C 5/16

See application file for complete search history.

(56) **References Cited**

U.S. PATENT DOCUMENTS

D47,660 S *	7/1915	Wear et al.	D7/373
2,662,753 A *	12/1953	Schwarz	A47J 43/044 188/82.7
D483,221 S *	12/2003	Ledingham	D7/373
D530,146 S *	10/2006	Ball	D7/379
D584,916 S *	1/2009	Christou	D7/376
D613,549 S *	4/2010	Picozza	D7/376
D677,520 S *	3/2013	Choi	D7/376
8,438,971 B1 *	5/2013	Thurley	A47J 43/044 366/146
D753,434 S *	4/2016	Bazzicalupo	D7/376
D796,254 S *	9/2017	Thomas	D7/376
2017/0138782 A1 *	5/2017	Beber	A47J 42/38

* cited by examiner

Primary Examiner — Ricky Pham

(74) *Attorney, Agent, or Firm* — Moser Taboada

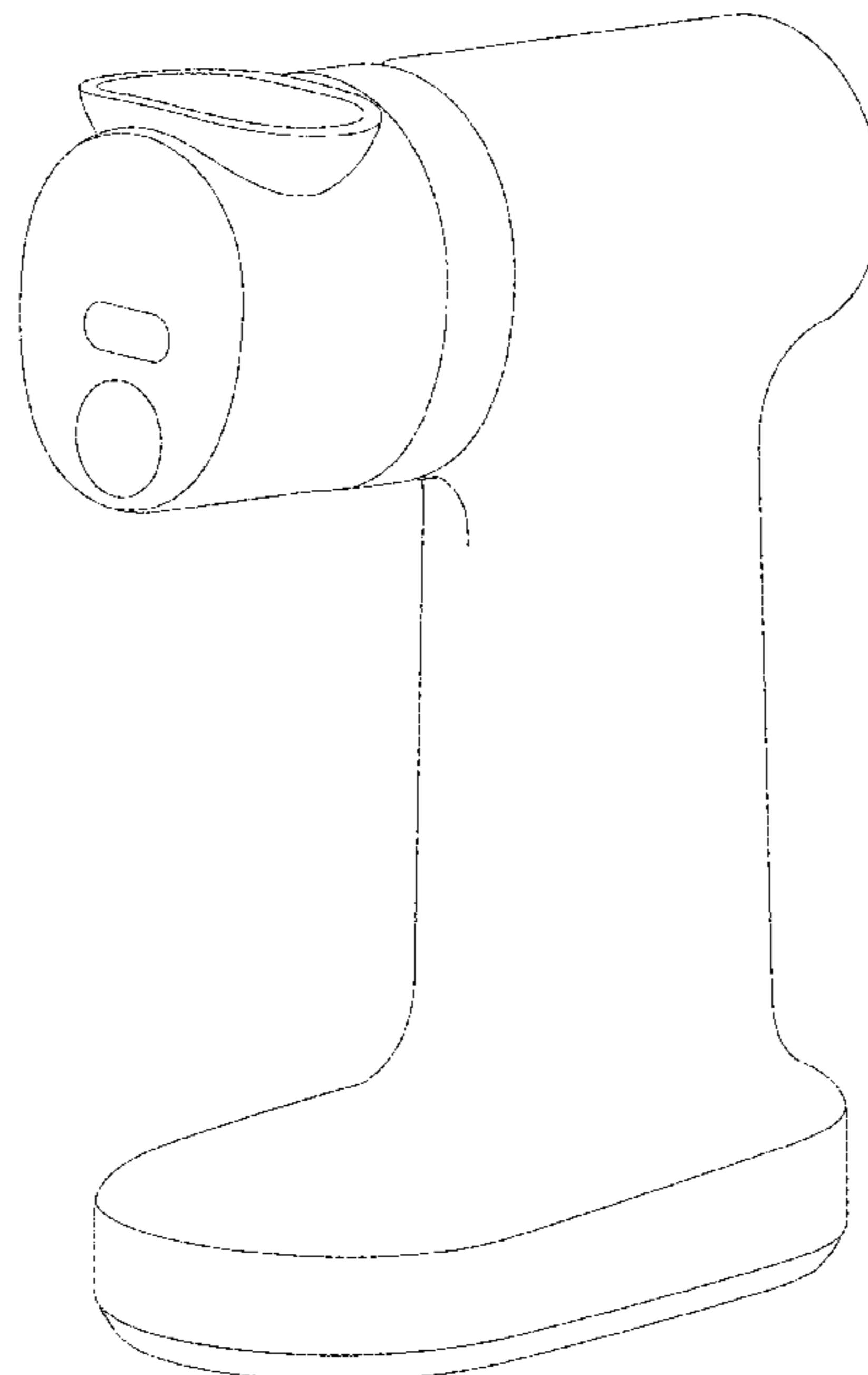
(57) **CLAIM**

The ornamental design for a kitchen appliance for smoking food, as shown and described.

DESCRIPTION

FIG. 1 is a front perspective view of a kitchen appliance for smoking food showing the new design;
 FIG. 2 is a rear perspective view thereof;
 FIG. 3 is a front view thereof;
 FIG. 4 is a rear view thereof;
 FIG. 5 is a left side view thereof;
 FIG. 6 is a right side view thereof;
 FIG. 7 is a top view thereof; and,
 FIG. 8 is a bottom view thereof.

1 Claim, 8 Drawing Sheets



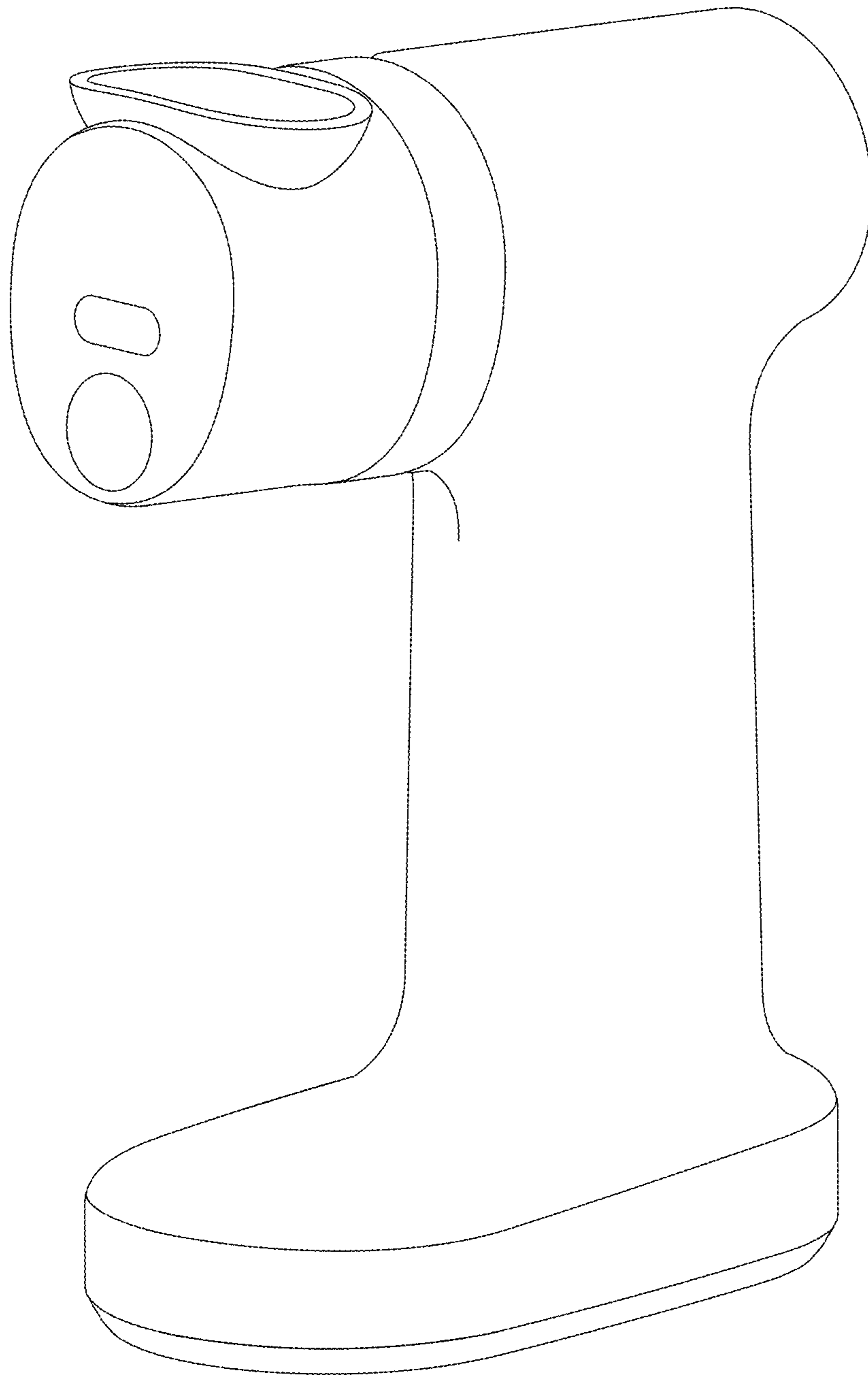


Figure 1

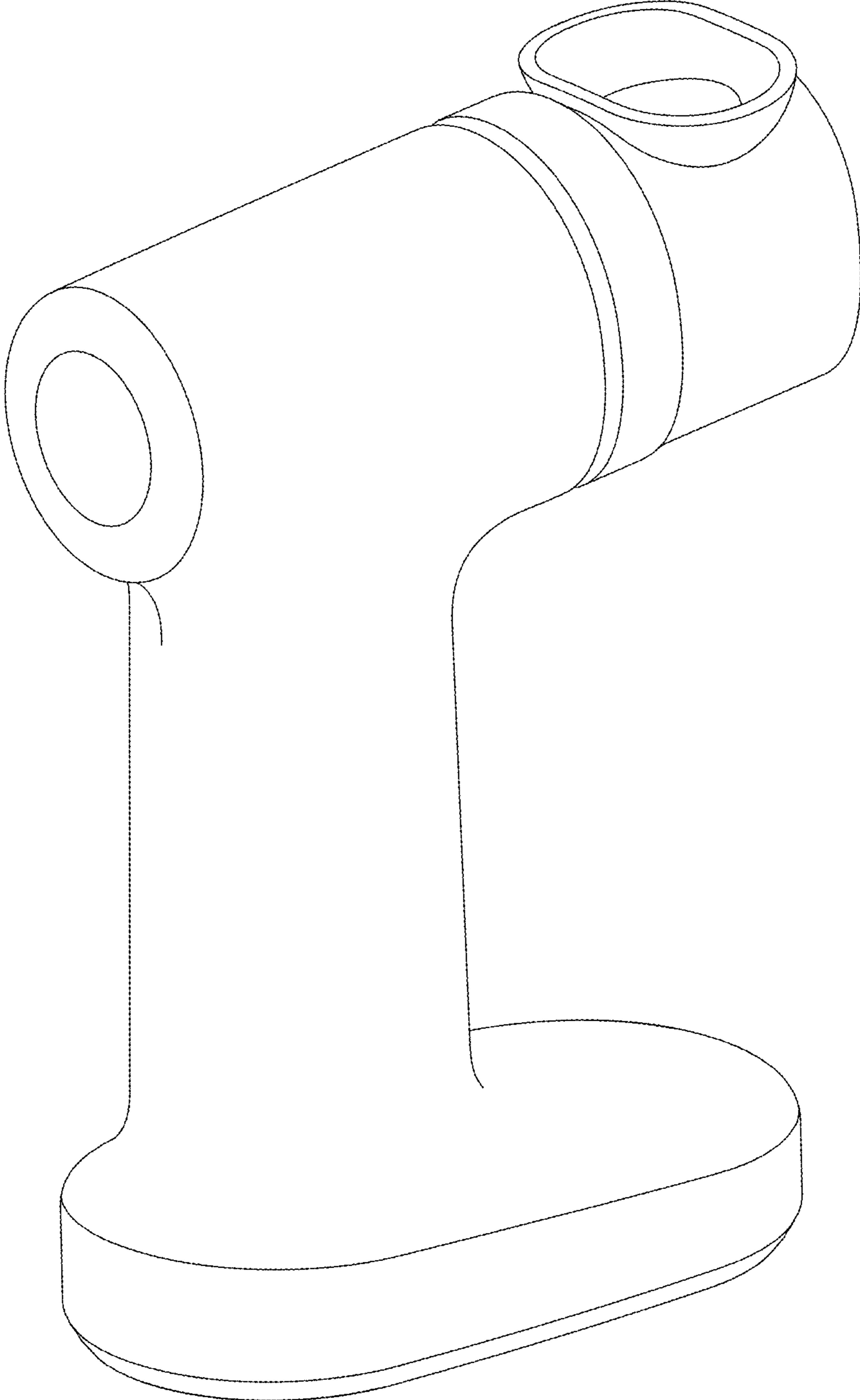


Figure 2




Figure 3

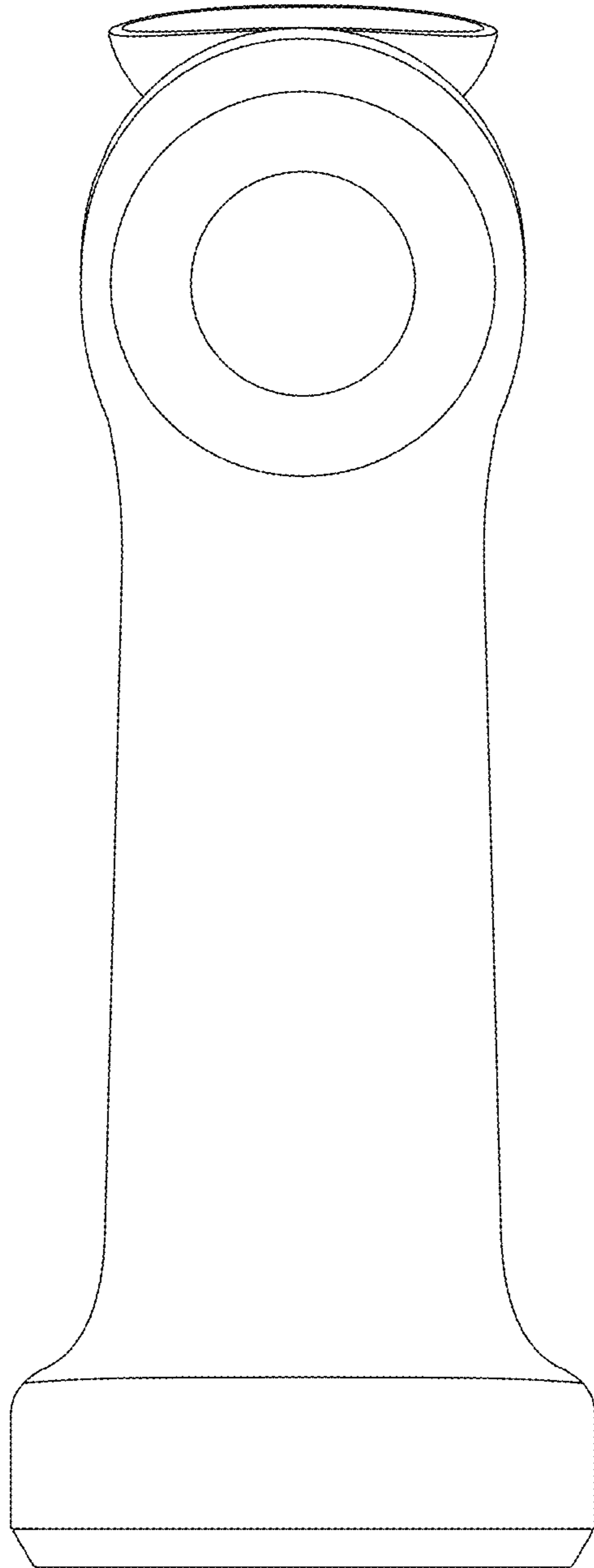


Figure 4



Figure 5

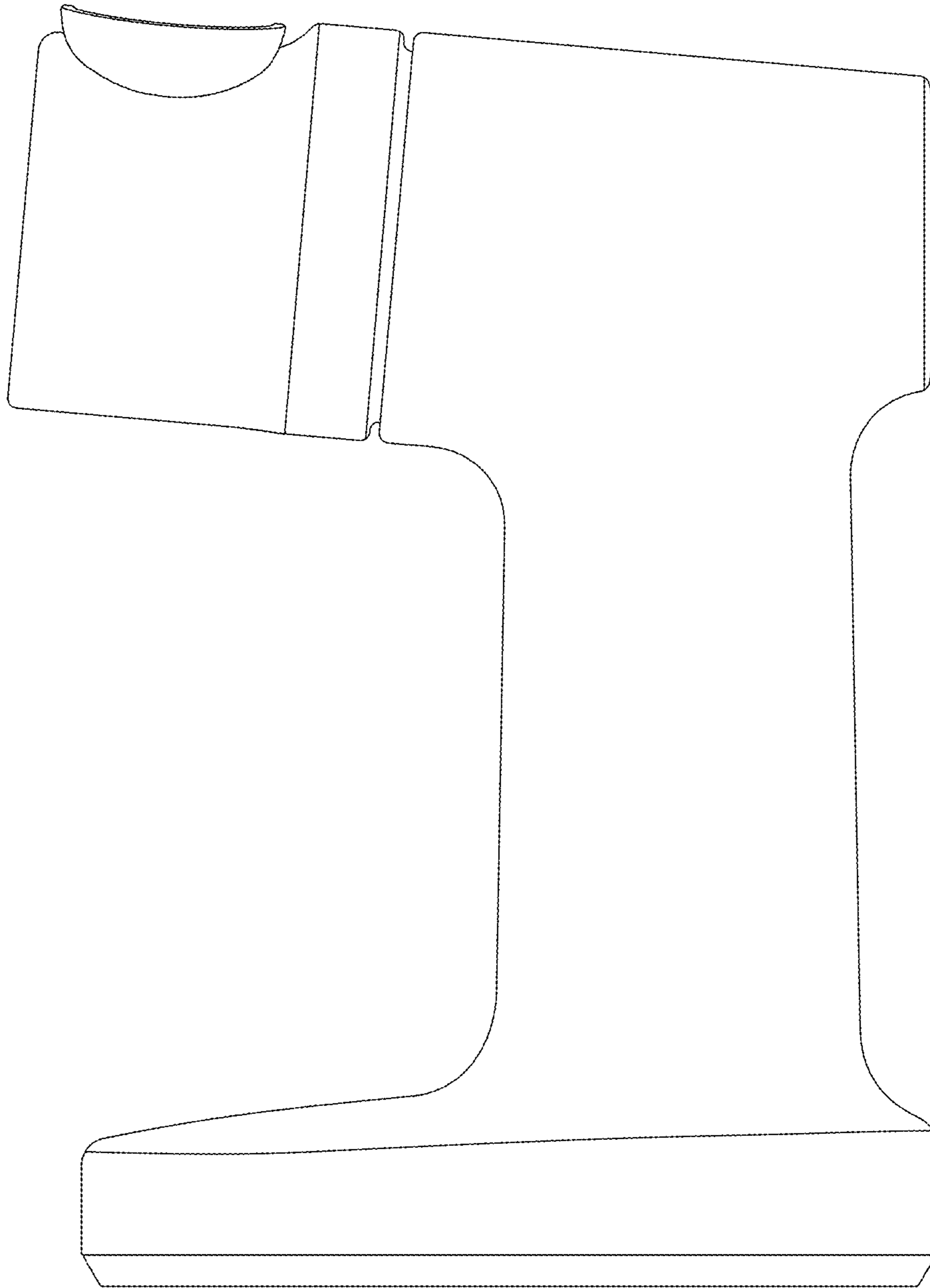


Figure 6

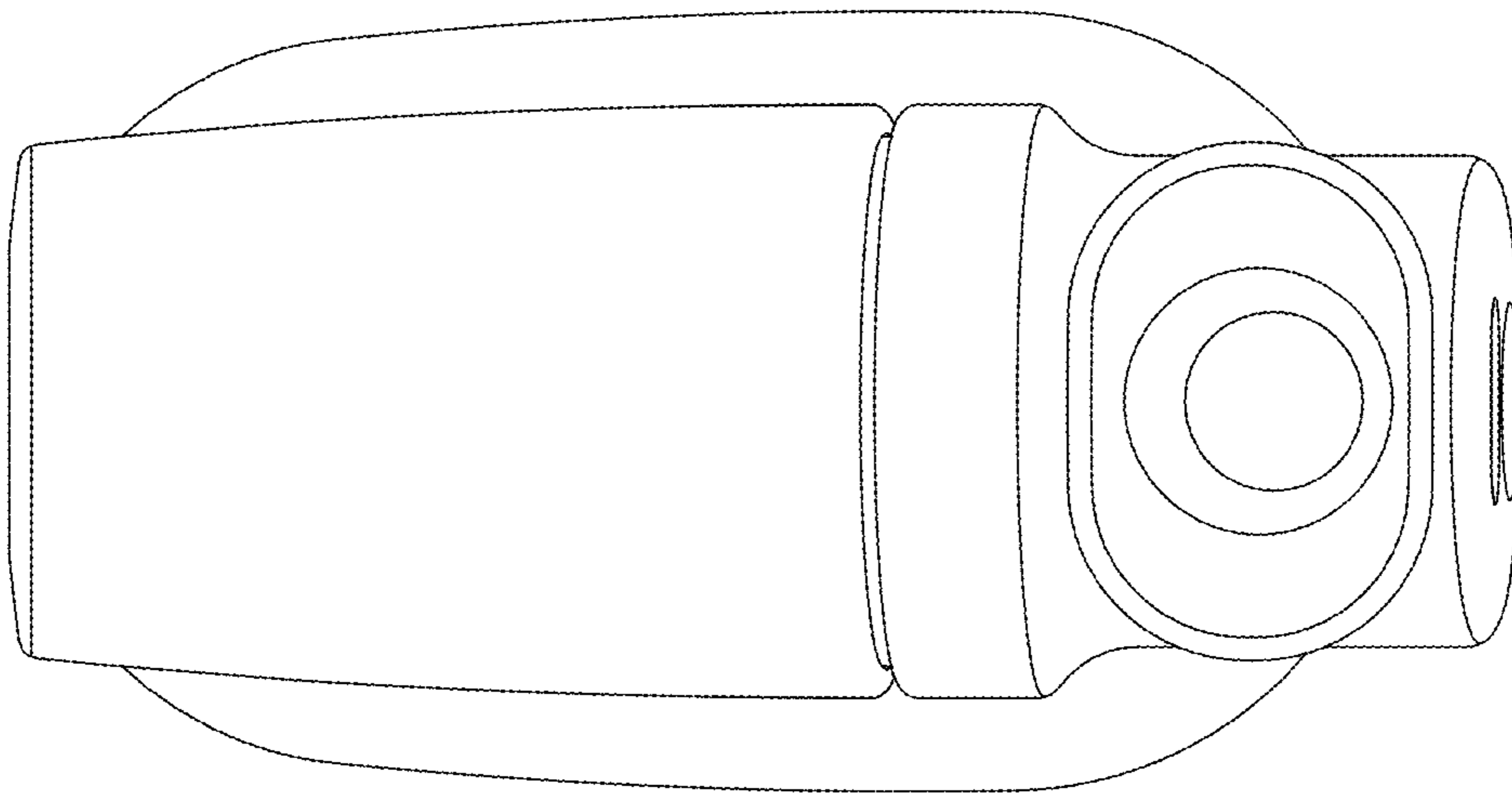


Figure 7

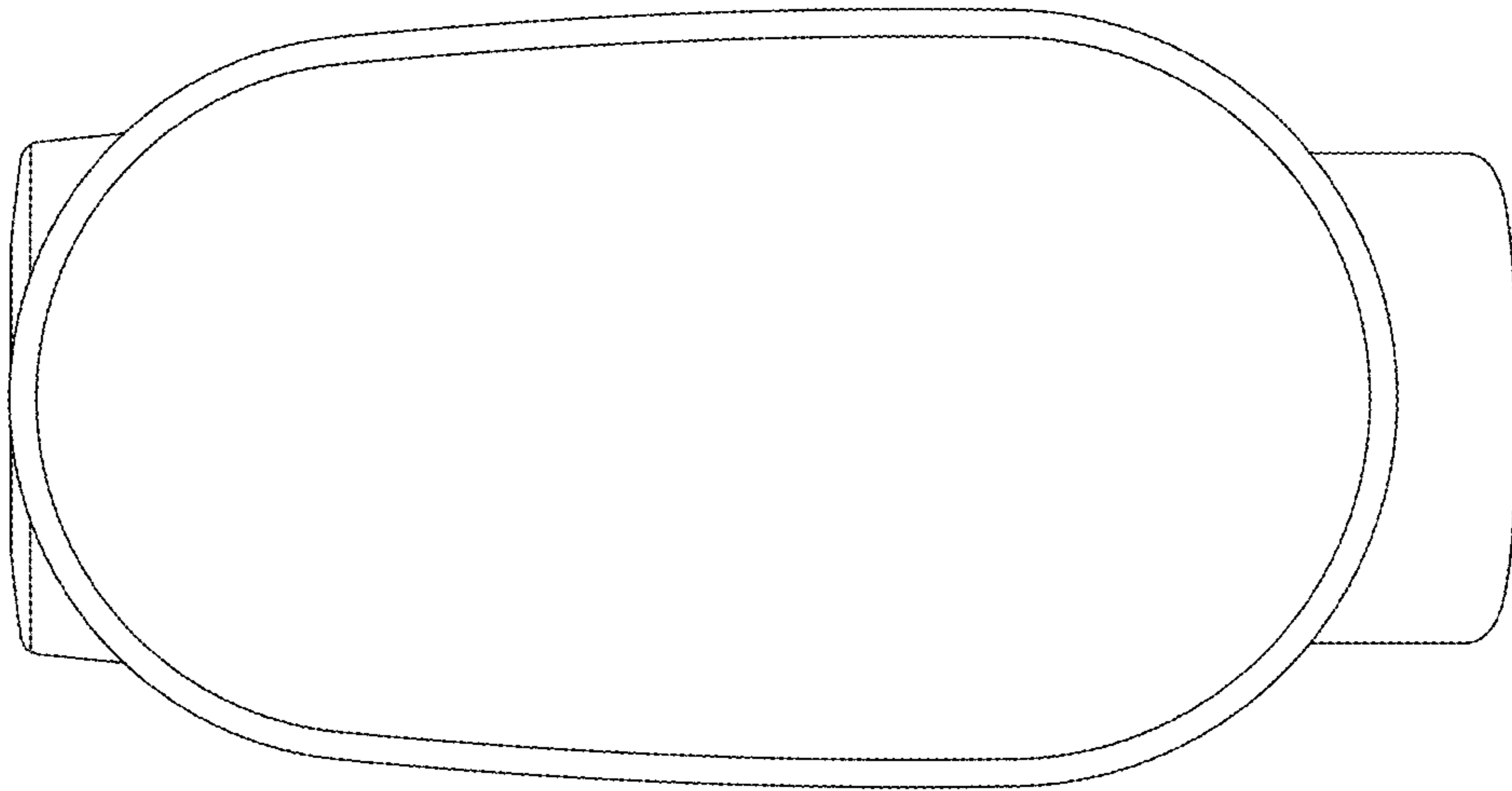


Figure 8