



US00D811776S

(12) **United States Design Patent** (10) **Patent No.:** **US D811,776 S**
Desodt et al. (45) **Date of Patent:** **** *Mar. 6, 2018**

(54) **MATTRESS COVER**
(71) Applicant: **Tempur-Pedic Management, LLC**,
Lexington, KY (US)
(72) Inventors: **Hortense Desodt**, Palo Alto, CA (US);
Fabian Herrmann, Palo Alto, CA
(US); **Martin John Kay**, Palo Alto, CA
(US)
(73) Assignee: **Tempur-Pedic Management, LLC**,
Lexington, KY (US)

D416,393 S * 11/1999 Enderby D5/53
5,992,106 A * 11/1999 Carling E01C 5/20
52/177
D688,879 S * 9/2013 Olson D5/57
D710,116 S * 8/2014 Blackford D5/58
D719,764 S * 12/2014 Enders D5/55
D726,452 S * 4/2015 Jensen D5/55
D727,663 S * 4/2015 Jensen D6/606
D732,833 S * 6/2015 Bicking D5/55
D742,660 S * 11/2015 Oberwelz D6/606

(Continued)

(*) Notice: This patent is subject to a terminal dis-
claimer.
(**) Term: **15 Years**

OTHER PUBLICATIONS
TEMPUR-Cloud Supreme, [site visited Jun. 21, 2017]. Available
from Internet, <URL: [https://www.tempurpedic.com/shop-mat-
tresses/](https://www.tempurpedic.com/shop-mat-
tresses/)>.*

(21) Appl. No.: **29/572,767**
(22) Filed: **Jul. 29, 2016**
(51) **LOC (11) Cl.** **06-13**
(52) **U.S. Cl.**

Primary Examiner — Eric L Goodman
Assistant Examiner — Sanjeev Paul
(74) *Attorney, Agent, or Firm* — Middleton Reutlinger


USPC **D6/603**
(58) **Field of Classification Search**
USPC D6/333, 349, 355, 375, 388, 512, 563,
D6/564, 595, 596, 601, 604, 611, 707,
D6/715, 716, 716.1; D24/183–185, 234;
D21/803, 804, 805, 809; 5/401, 420,
5/600, 630, 631, 632, 633, 635, 636, 638,
5/639, 646, 652, 652.1, 655, 703, 730;
297/1, 2, 4, 93, 180.11, 195.1, 195.11,
297/195.13, 393, 397, 452.12, 452.14,
297/452.15, 452.21, 452.24, 452.26,
297/452.48, 452.62, 482
CPC A47G 9/10; A47G 9/1009; A47G 9/1027;
A47G 9/1045; A47G 9/1063; A47G
9/1072; A47G 9/1081
See application file for complete search history.

(57) **CLAIM**
The ornamental design for a mattress cover, as shown and
described.

(56) **References Cited**
U.S. PATENT DOCUMENTS
D113,261 S * 2/1939 Fassler D6/603
D395,955 S * 7/1998 du Grosriez D5/53

DESCRIPTION
FIG. 1 is a front elevational view of the mattress cover of the
present invention;
FIG. 2 is a rear elevational view of the mattress cover of
FIG. 1;
FIG. 3 is a left side elevational view of the mattress cover
of FIG. 1;
FIG. 4 is a right side elevational view of the mattress cover
of FIG. 1;
FIG. 5 is a top view of the mattress cover of FIG. 1;
FIG. 6 is a bottom view of the mattress cover of FIG. 1; and,
FIG. 7 is a perspective view of the mattress cover of FIG. 1.

1 Claim, 5 Drawing Sheets



(56)

References Cited

U.S. PATENT DOCUMENTS

D746,082 S * 12/2015 Harmening D6/605
D746,083 S * 12/2015 Jensen D6/606
D785,972 S * 5/2017 Oberwelz D6/602

* cited by examiner




FIG. 1




FIG. 2

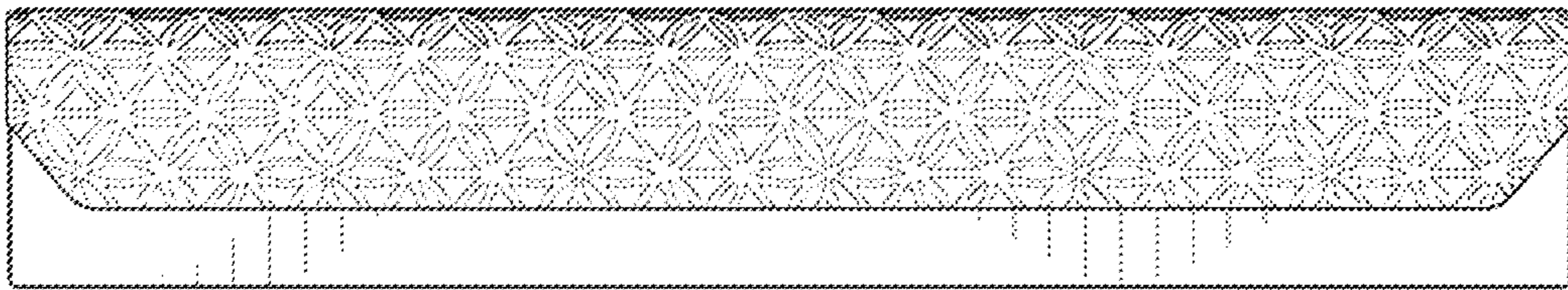


FIG. 3

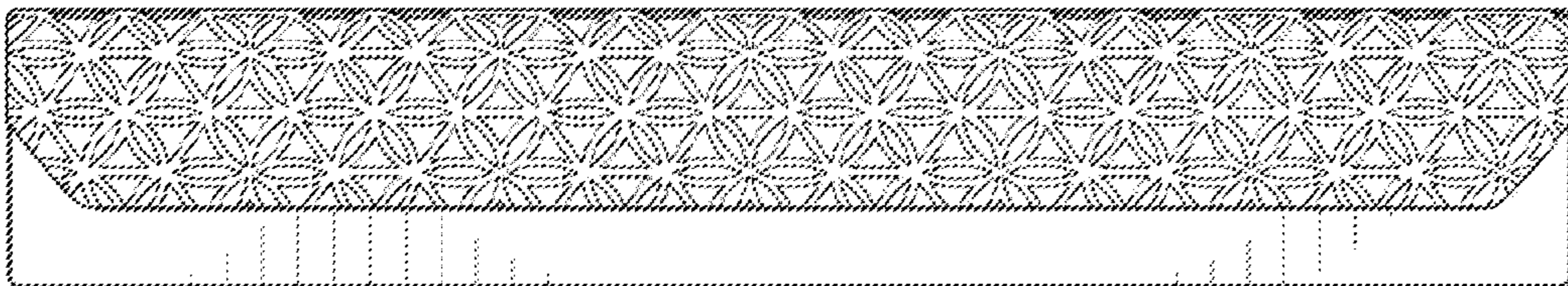


FIG. 4




FIG. 5




FIG. 6

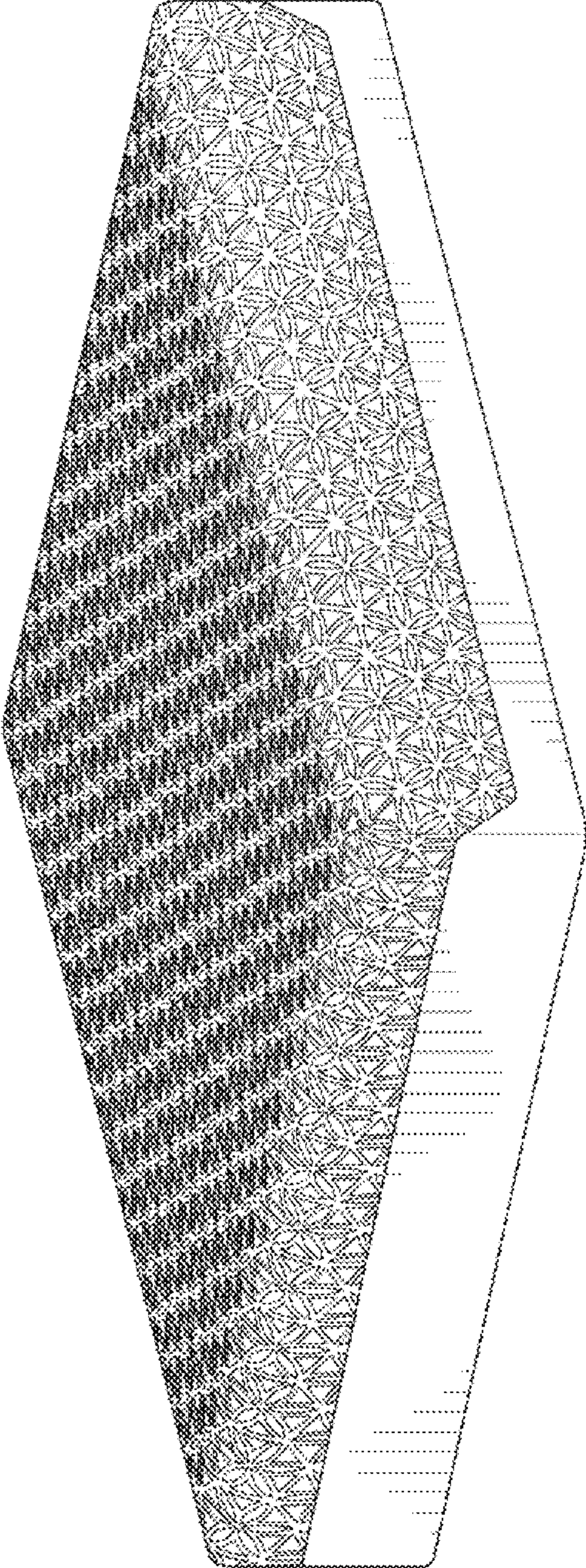


FIG. 7