



US00D811774S

(12) **United States Design Patent**  
**Lu**

(10) **Patent No.:** **US D811,774 S**  
(45) **Date of Patent:** **\*\* Mar. 6, 2018**

- (54) **ANTI-FATIGUE MAT**
- (71) Applicant: **Xiamen Sheep Anti-Fatigue Mat Co., Ltd., Xiamen (CN)**
- (72) Inventor: **Xiangyang Lu, Xiamen (CN)**
- (73) Assignee: **XIAMEN SHEEP ANTI-FATIGUE MAT CO., LTD., Xiamen (CN)**

- 2012/0028764 A1\* 2/2012 Miller ..... A63B 21/00189  
482/44
- 2013/0269112 A1\* 10/2013 Legare ..... A47G 9/062  
5/648
- 2014/0342126 A1\* 11/2014 Oh ..... B32B 37/14  
428/160
- 2015/0351988 A1\* 12/2015 Feeley ..... A61H 1/0266  
601/35
- 2016/0174745 A1\* 6/2016 Feeley ..... A47G 27/0231  
428/80

(\*\*) Term: **15 Years**

**OTHER PUBLICATIONS**

- (21) Appl. No.: **29/588,632**
- (22) Filed: **Dec. 22, 2016**
- (51) **LOC (11) Cl.** ..... **06-11**
- (52) **U.S. Cl.**  
USPC ..... **D6/588; D6/592**
- (58) **Field of Classification Search**  
USPC ..... D6/582-589, 592-594, 596; D12/203,  
D12/608; D23/261; D32/55, 57  
CPC .... A47G 23/0303; A47G 27/00; A47G 27/02;  
A47G 27/0206; A47G 27/0212; A47G  
27/0225; A47G 27/031; A47G 27/0293;  
A47G 9/062; A47L 23/26; A63B  
21/4037; A63B 6/00; G09B 19/0015;  
F16N 31/006

EazeeMats Standing Desk by Eazee Mat on Amazon.com Mar. 11, 2017. <<http://www.amazon.com>>. Accessed on Sep. 17, 2017.\*  
 Batmat Standing Desk by Batmat on Amazon.com Mar. 17, 2017. <<https://www.amazon.com>>. Accessed on Sep. 17, 2017.\*  
 Ergohead Standing Desk Mat by Ergohead Apr. 25, 2017. <<https://www.amazon.com>>. Accessed on Sep. 17, 2017.\*

\* cited by examiner

*Primary Examiner* — Celia Murphy  
*Assistant Examiner* — Clare Ann Gannon  
 (74) *Attorney, Agent, or Firm* — Gokalp Bayramoglu

See application file for complete search history.

(57) **CLAIM**

The ornamental design for a anti-fatigue mat, as shown and described.

**DESCRIPTION**


(56) **References Cited**

**U.S. PATENT DOCUMENTS**

- D193,835 S \* 10/1962 Kraines ..... D32/57
- D253,985 S \* 1/1980 Bond ..... D6/583
- D332,032 S \* 12/1992 Kaiser ..... D7/354
- D523,186 S \* 6/2006 Northrop ..... D30/133
- D540,111 S \* 4/2007 Nichols ..... D7/354
- D609,412 S \* 2/2010 Seager ..... D30/161
- D630,877 S \* 1/2011 Howie ..... D6/592
- 2002/0071924 A1\* 6/2002 Lopez-Valverde A47G 27/0206  
428/40.1

FIG. 1 is a perspective view of the anti-fatigue mat showing my new design;  
 FIG. 2 is a top side view thereof;  
 FIG. 3 is a bottom side view thereof;  
 FIG. 4 is a front view thereof;  
 FIG. 5 is a rear view thereof; and,  
 FIG. 6 is a left side view thereof.  
 The broken lines shown in FIG. 3 depict portions of the anti-fatigue mat that form no part of the claimed design.

**1 Claim, 6 Drawing Sheets**






Fig. 1




Fig. 2



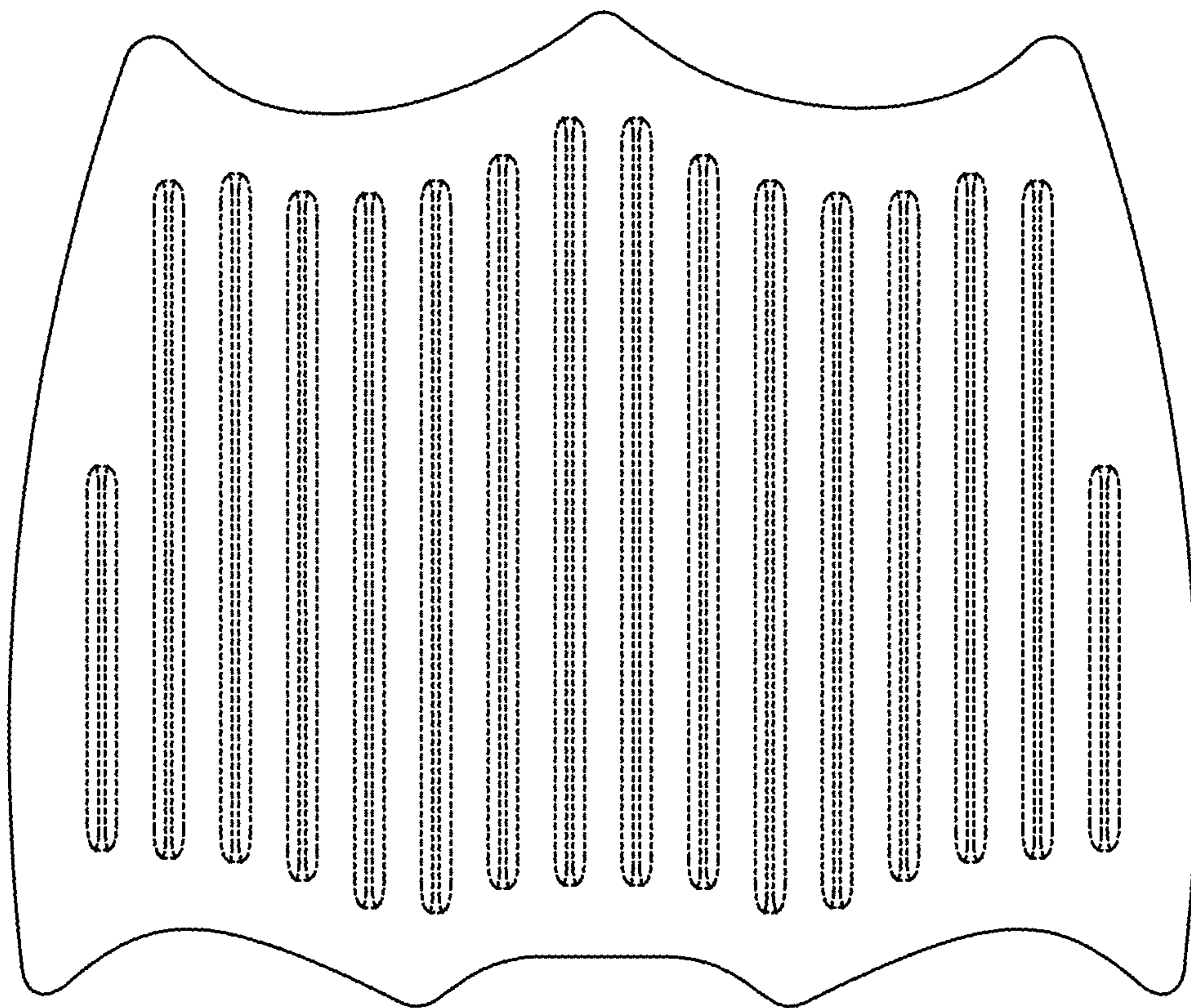


Fig. 3



Fig. 4

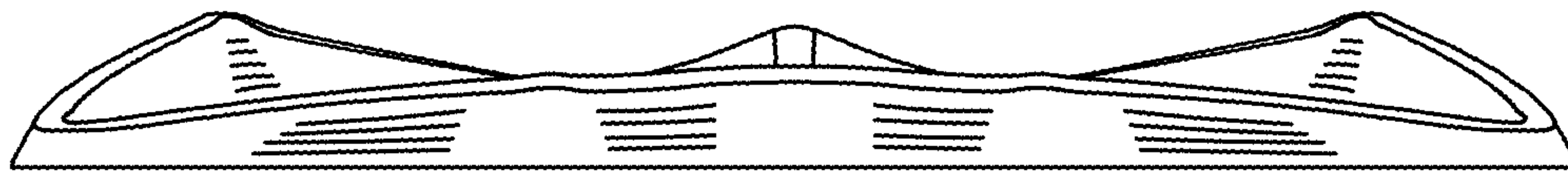


Fig. 5



Fig. 6