



US00D811772S

(12) **United States Design Patent**
Richtmyre

(10) **Patent No.:** **US D811,772 S**
(45) **Date of Patent:** **** Mar. 6, 2018**

(54) **TOWEL HOLDER**

(71) Applicant: **Sheri Lynn Richtmyre**, Ham Lake, MN (US)

(72) Inventor: **Sheri Lynn Richtmyre**, Ham Lake, MN (US)

(**) Term: **15 Years**

(21) Appl. No.: **29/581,276**

(22) Filed: **Oct. 18, 2016**

(51) **LOC (11) Cl.** **23-32**

(52) **U.S. Cl.**
USPC **D6/546**

(58) **Field of Classification Search**
USPC D6/512, 518-522, 547-550, 546;
D3/328, 205, 215, 255; D8/72, 373,
D8/394-395, 400; 206/315.1, 315.11;
211/13.1, 16, 86.01; 224/255, 269, 666,
224/668, 670, 932; 248/231.81, 314,
248/309.1, 305, 689
CPC A45F 5/00; A45F 5/02; A45F 5/04; A45F
2200/05; A45F 5/021; A63B 55/408;
H01R 11/281; F16L 23/036; F16L 3/13;
F16L 3/1058; E04B 2/74; A47K 10/14;
A47K 10/12; A47K 2201/00; A47G
25/08; B29C 39/26; G09F 7/18
See application file for complete search history.

(56) **References Cited**

U.S. PATENT DOCUMENTS

D28,539 S	5/1898	Ambler et al.	
D81,660 S	5/1930	Negbauer	
2,470,811 A	4/1949	Engleman	
D305,402 S	1/1990	Novak	
D409,901 S	5/1999	Blackburn et al.	
D429,586 S *	8/2000	Holcomb D6/546
D473,128 S	4/2003	Costa	

D537,331 S *	2/2007	Hill D8/395
D624,397 S *	9/2010	Ball D8/396
D710,741 S	8/2014	Hirschorn	
D745,382 S *	12/2015	Faria D8/396
D760,583 S	7/2016	Weilage	
2001/0022014 A1	9/2001	Smith	

* cited by examiner

Primary Examiner — Wan Laymon

Assistant Examiner — Mark Booker

(74) *Attorney, Agent, or Firm* — Berggren Law Offices LLC

(57) **CLAIM**

The ornamental design for a towel holder, as shown and described.

DESCRIPTION

FIG. 1 is a perspective view of a towel holder showing an embodiment of my design with different cutout images on each side.

FIG. 2 is a front side view of the towel holder of FIG. 1 with the rear side view being a mirror image of the front side view.

FIG. 3 is a top view of the towel holder of FIG. 1.

FIG. 4 is a bottom view of the towel holder of FIG. 1.

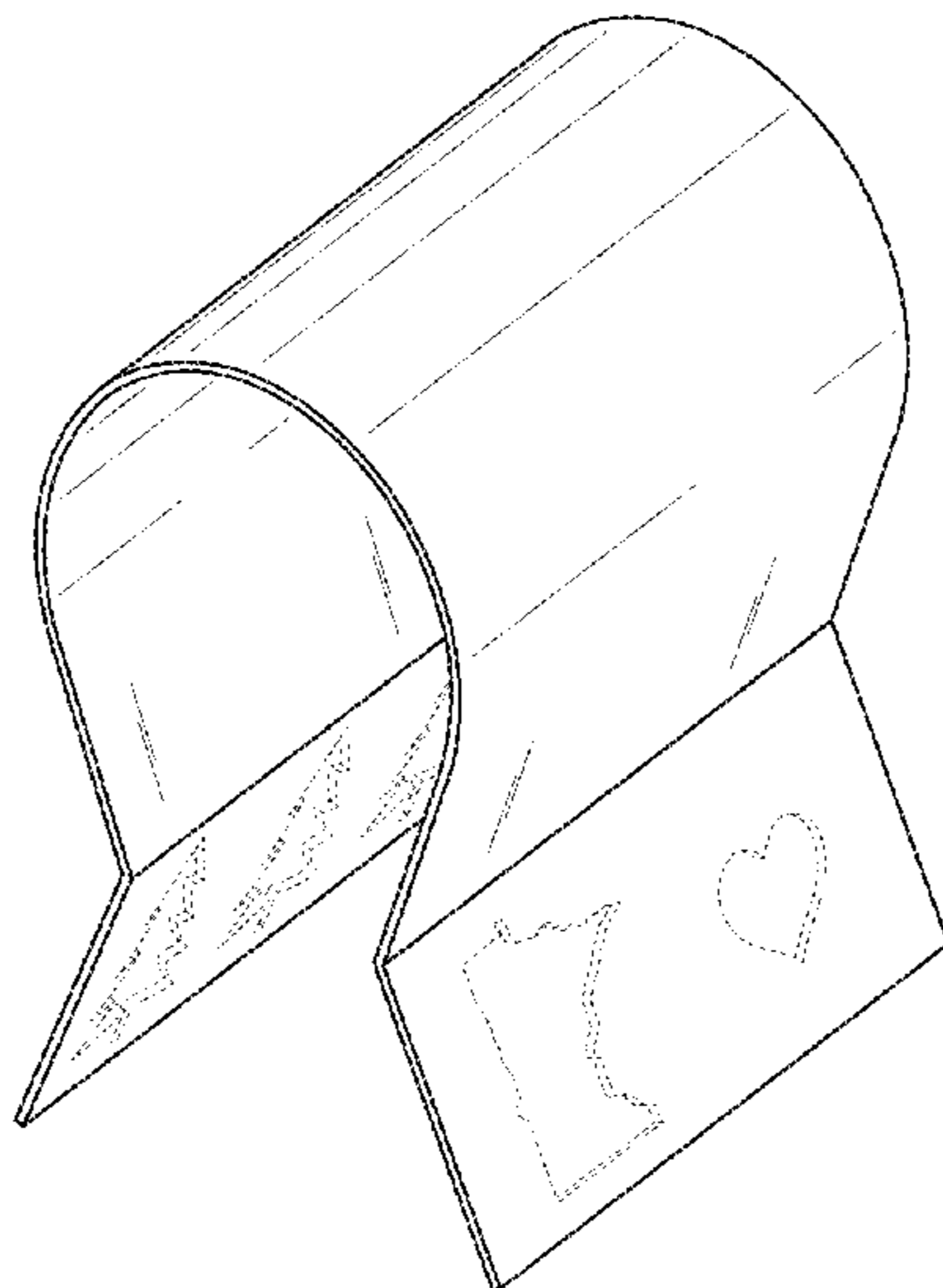
FIG. 5 is a right side view of the towel holder of FIG. 1.

FIG. 6 is a left side view of the towel holder of FIG. 1.

FIG. 7 is a perspective view of a towel holder showing an embodiment of my design with the right side cutout images being the same as the left side cutout images; and, FIG. 8 is a perspective view of a towel holder showing an embodiment of my design with the right side having cutout images and the left side not having cutout images.

The broken line showing in the figures is included for the purpose of illustrating portions of the towel holder and form no part of the claimed design.

1 Claim, 8 Drawing Sheets



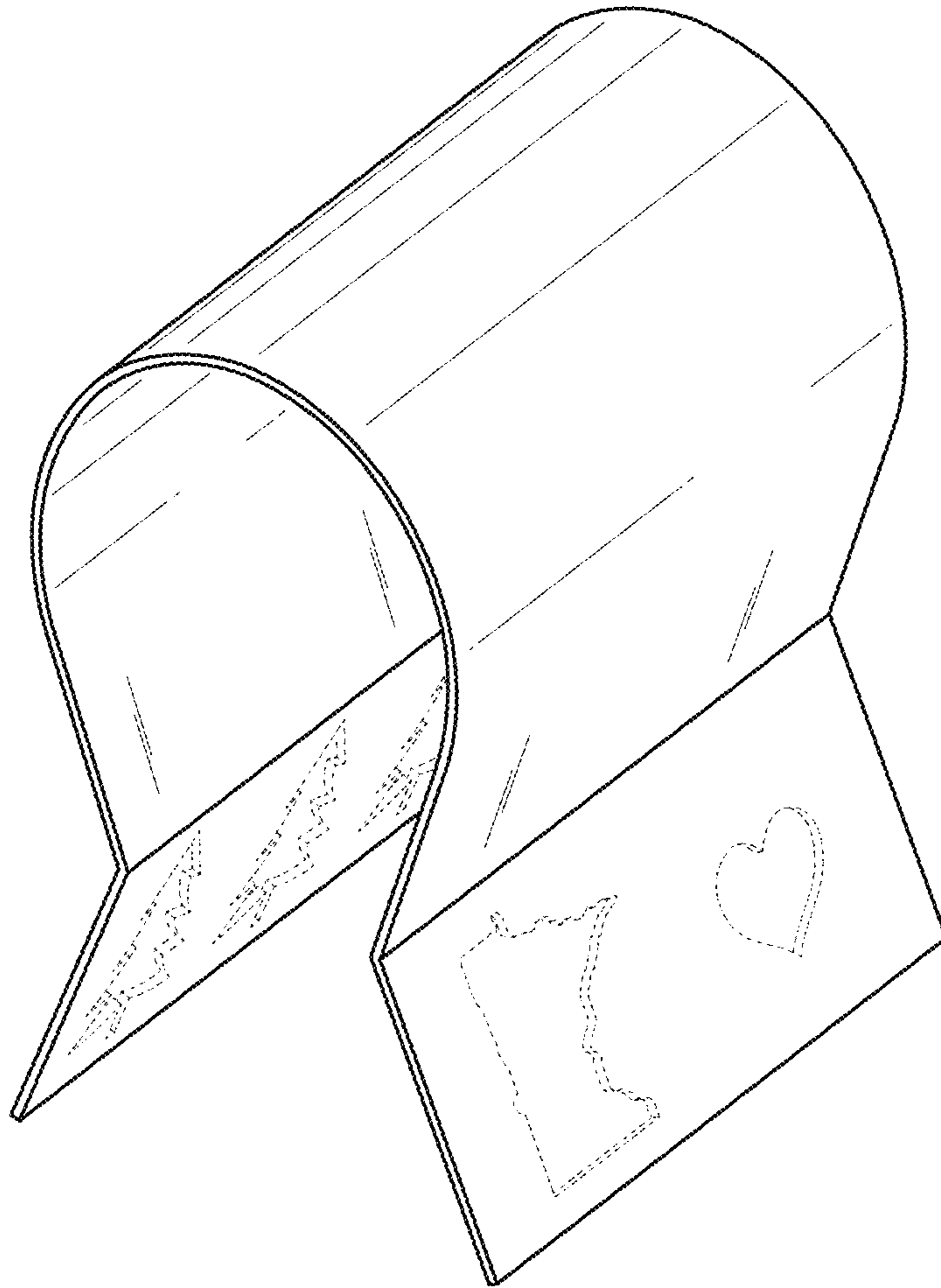


Fig. 1

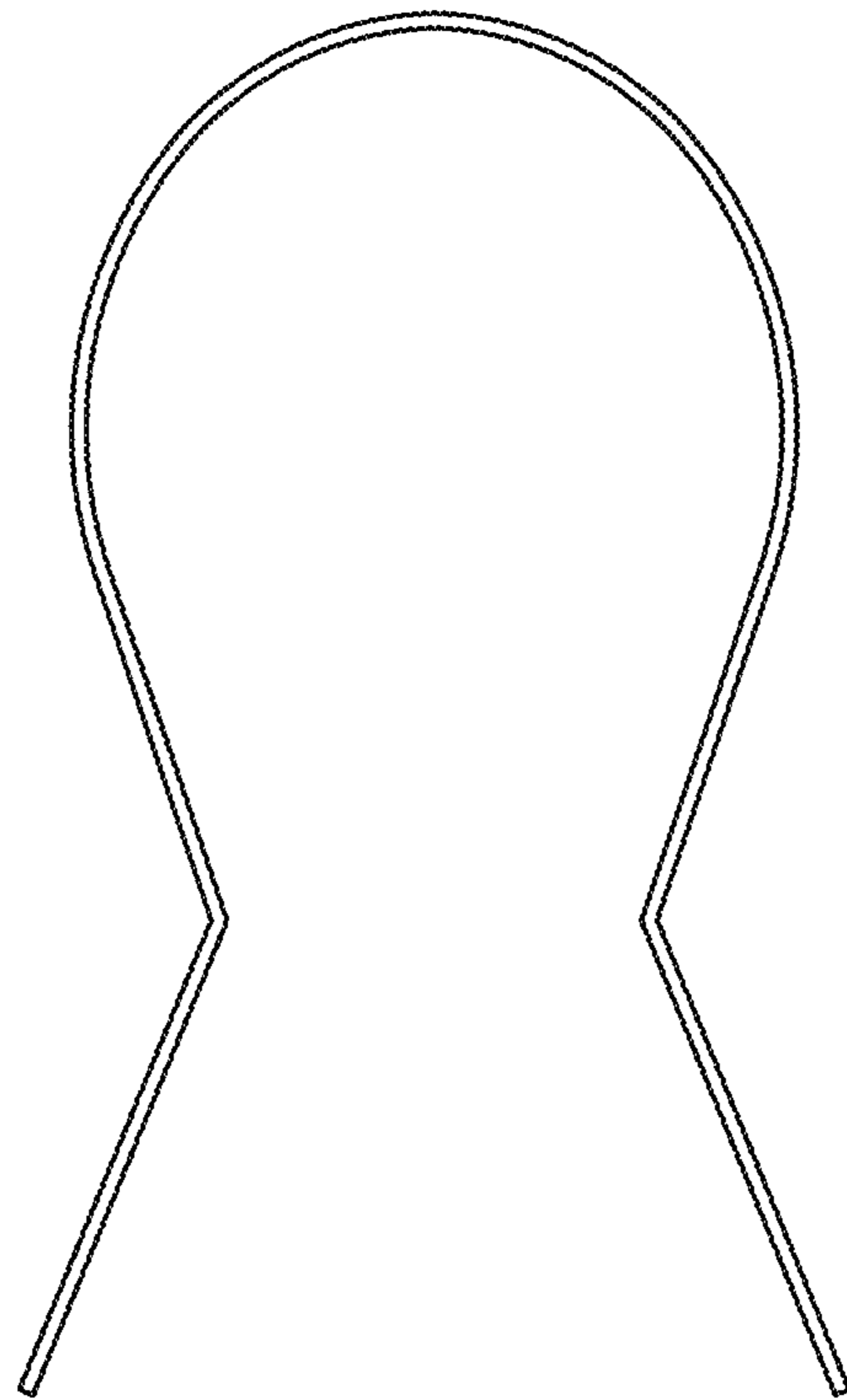


Fig. 2

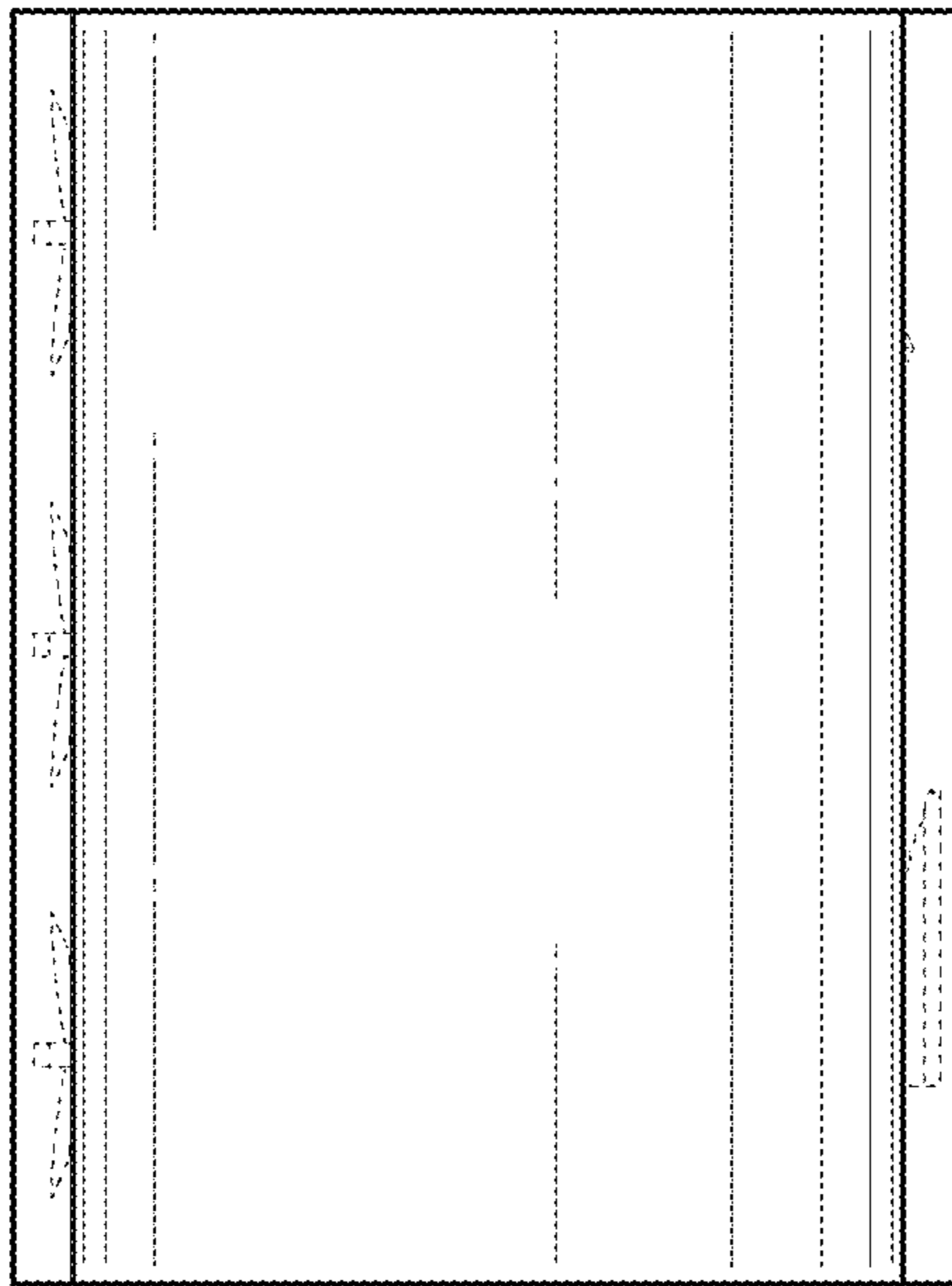


Fig. 3

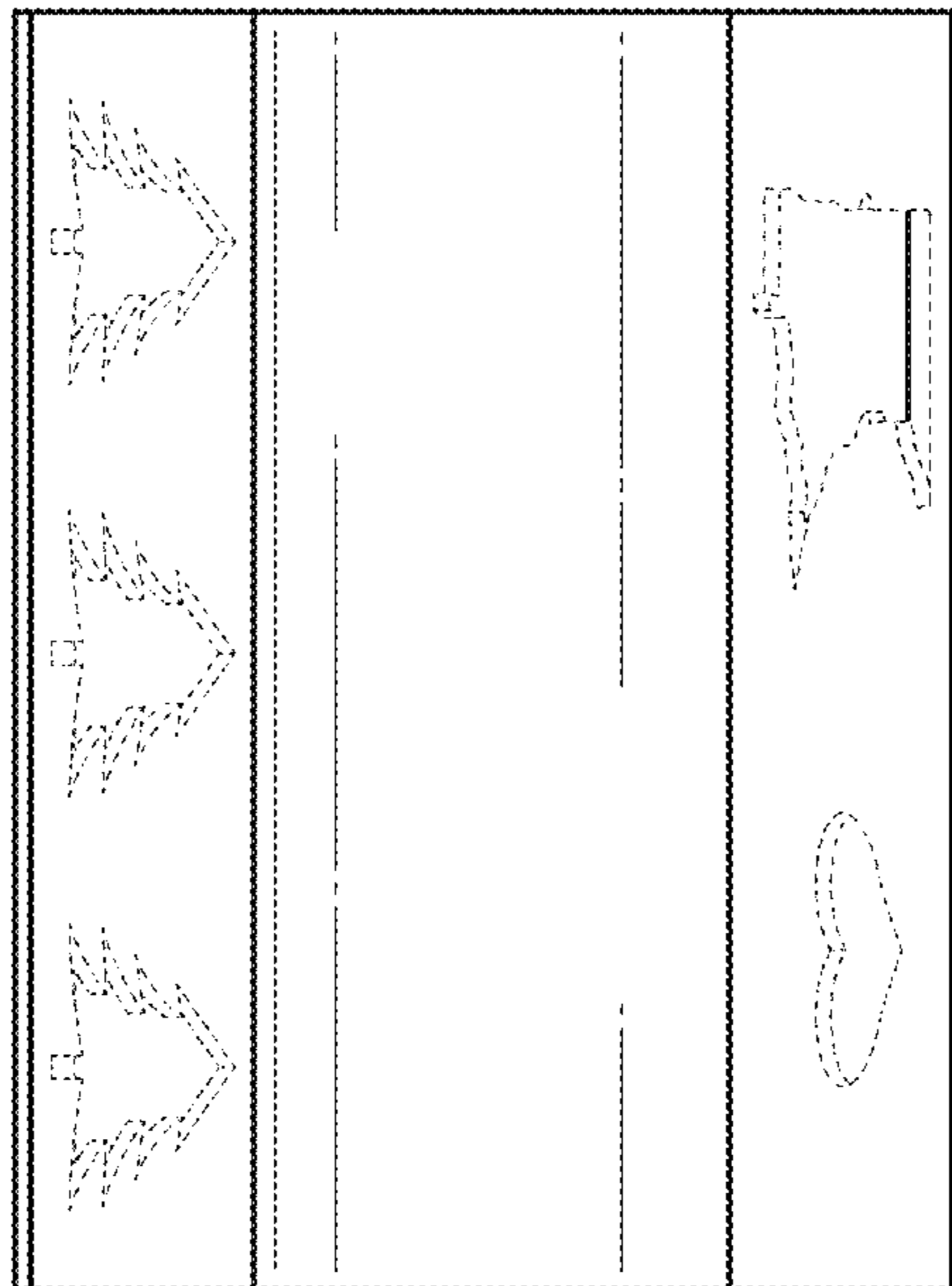


Fig. 4




Fig. 5




Fig. 6

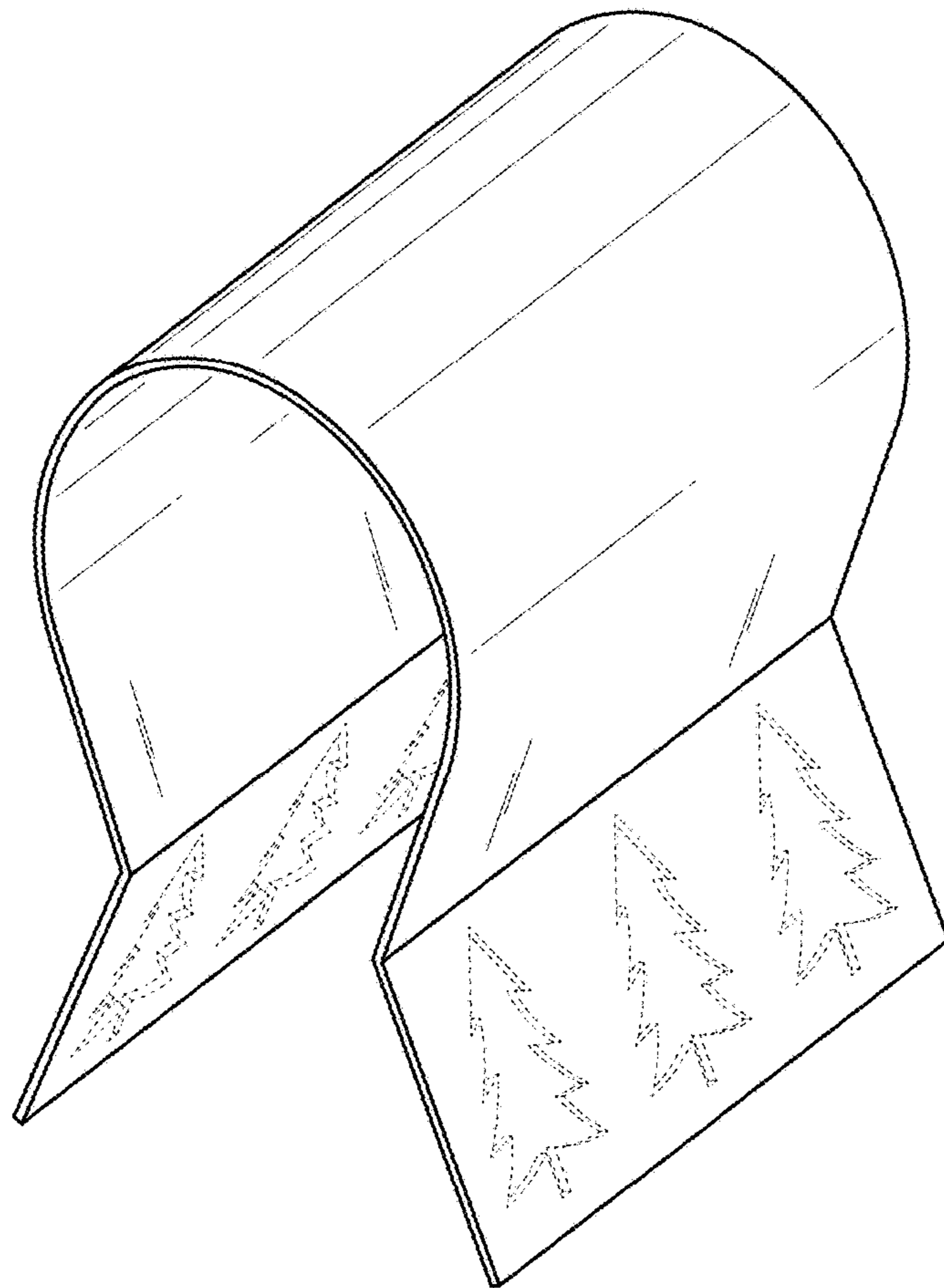


Fig. 7

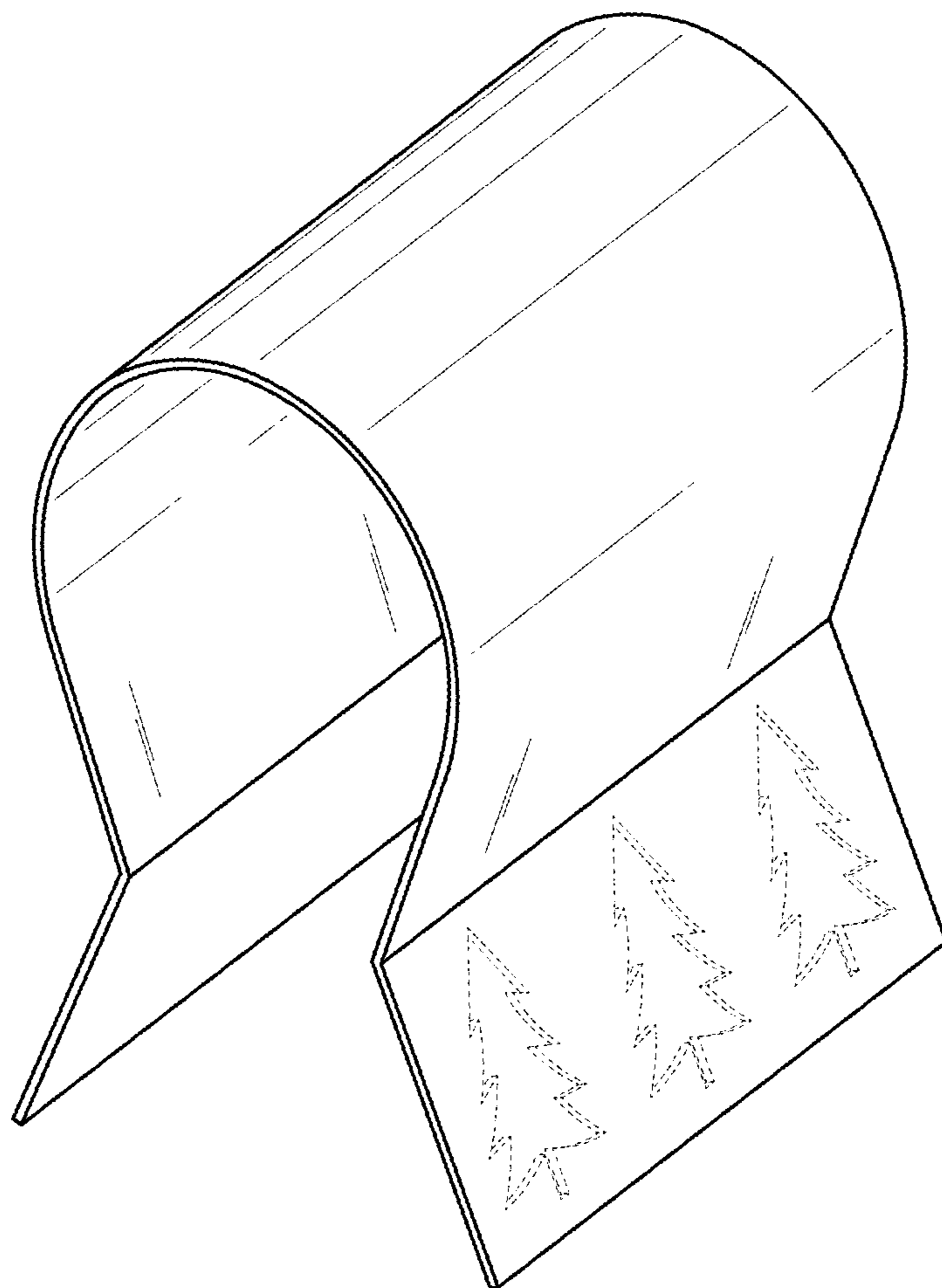


Fig. 8