



US00D811771S

(12) **United States Design Patent** (10) **Patent No.:** **US D811,771 S**
Wallace (45) **Date of Patent:** **** Mar. 6, 2018**

(54) **LIQUID DISPENSER**

(71) Applicant: **DISPENSER AMENITIES INC.**,
London (CA)

(72) Inventor: **Ian B. Wallace**, London (CA)

(73) Assignee: **DISPENSER AMENITIES INC.**,
London, Ontario (CA)

(**) Term: **15 Years**

(21) Appl. No.: **29/582,975**

(22) Filed: **Nov. 1, 2016**

(51) **LOC (11) Cl.** **23-02**

(52) **U.S. Cl.**
USPC **D6/545**

(58) **Field of Classification Search**
USPC D6/545, 542, 543, 544; D9/682, 688,
D9/690, 291, 448, 449; 206/77.1;
221/282-283, 96, 132; 222/92, 105, 173,
222/180, 181.1, 181.2, 181.3, 282, 283
CPC B01L 3/52; B05B 11/3014; B05B 9/0403;
B05B 9/0426; C11D 17/08; A45D 19/02;
A47K 5/12; A47K 5/1202; A47K 5/1211;
B67D 7/0255; B01F 15/0243; B01F
15/0254; B01F 5/20; B05D 5/00

See application file for complete search history.

(56) **References Cited**

U.S. PATENT DOCUMENTS

D331,165 S *	11/1992	Rooks	D6/515
D379,045 S *	5/1997	Andrus	D6/544
D395,972 S *	7/1998	Levy	D20/42
D795,608 S *	8/2017	Boyd	D6/545

* cited by examiner

Primary Examiner — Wan Laymon

Assistant Examiner — Mark Booker


(57) **CLAIM**

The ornamental design for a liquid dispenser, as shown and described.

DESCRIPTION

FIG. 1 is a perspective view of the liquid dispenser;
FIG. 2 is a rear perspective view of the liquid dispenser of FIG. 1;
FIG. 3 is a left side view of the liquid dispenser of FIG. 1, the right side view being a mirror image thereof;
FIG. 4 is a front view of the liquid dispenser of FIG. 1;
FIG. 5 is a rear view of the liquid dispenser of FIG. 1;
FIG. 6 is a top view of the liquid dispenser of FIG. 1; and,
FIG. 7 is a bottom view of the liquid dispenser of FIG. 1.
The design consists of the features of shape, configuration, pattern and ornament of the entire liquid dispenser shown in solid lines in the drawings. The portions of the article illustrated in dotted lines form no part of the design.

1 Claim, 3 Drawing Sheets



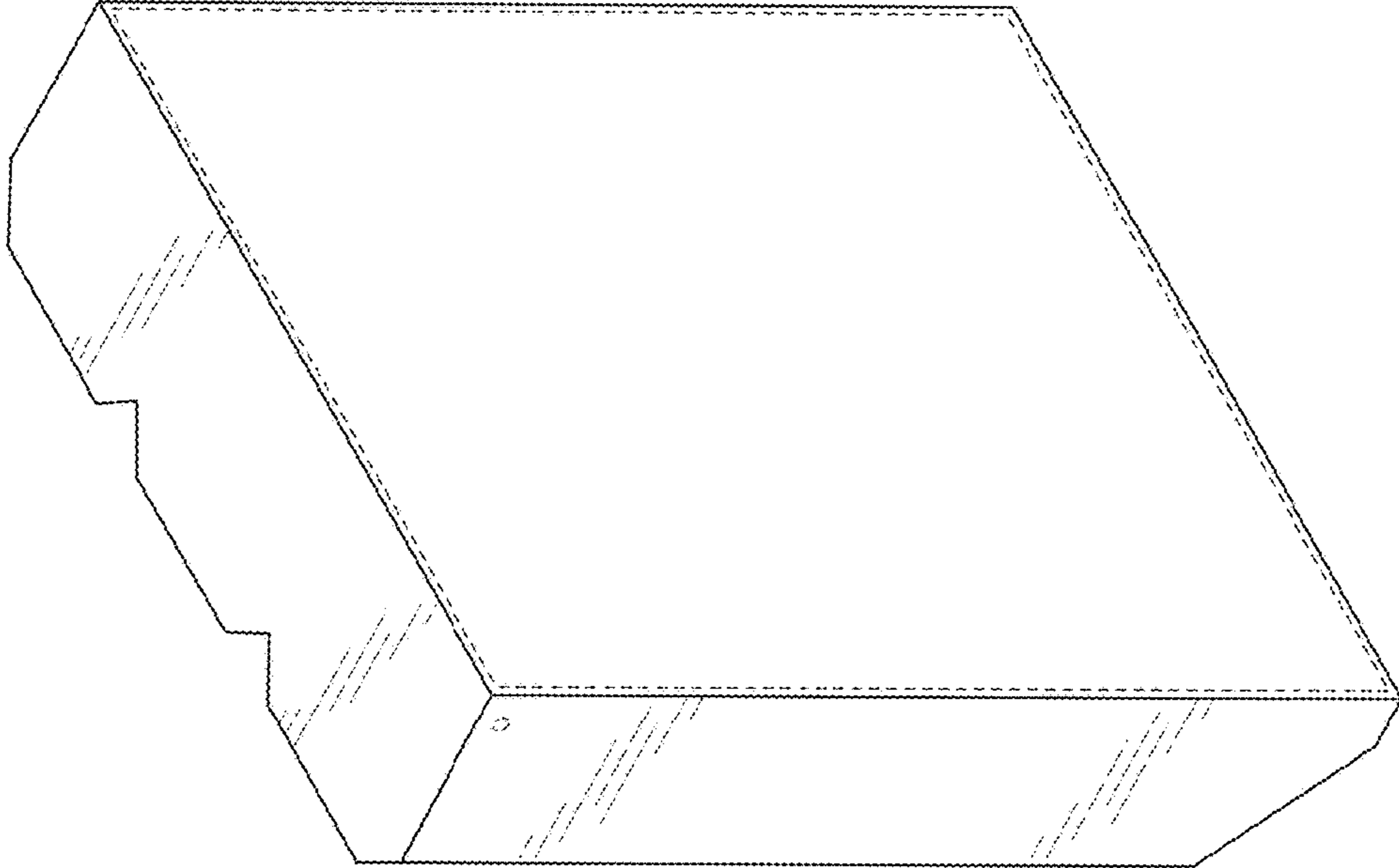


FIG. 2




FIG. 1

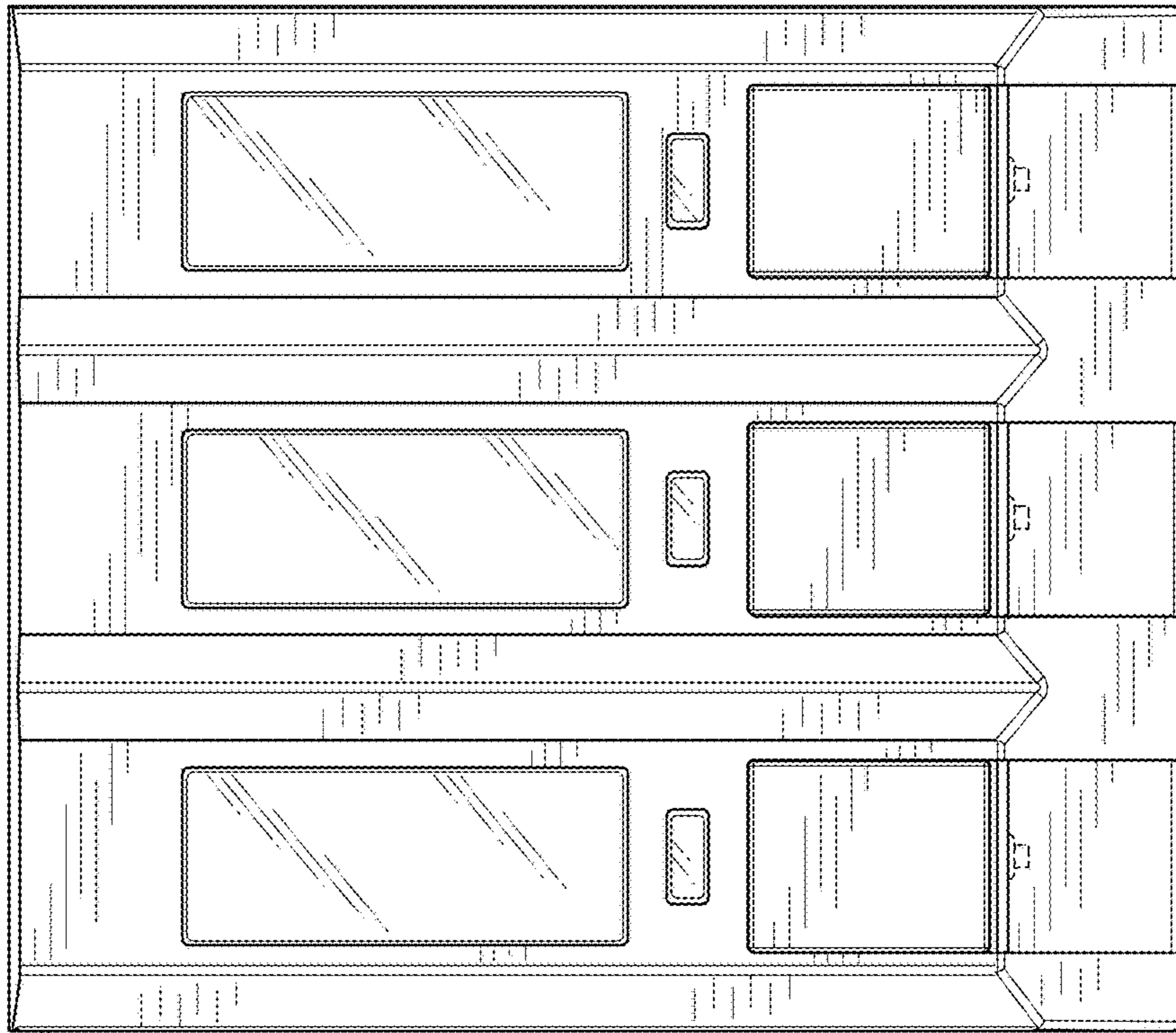


FIG. 4

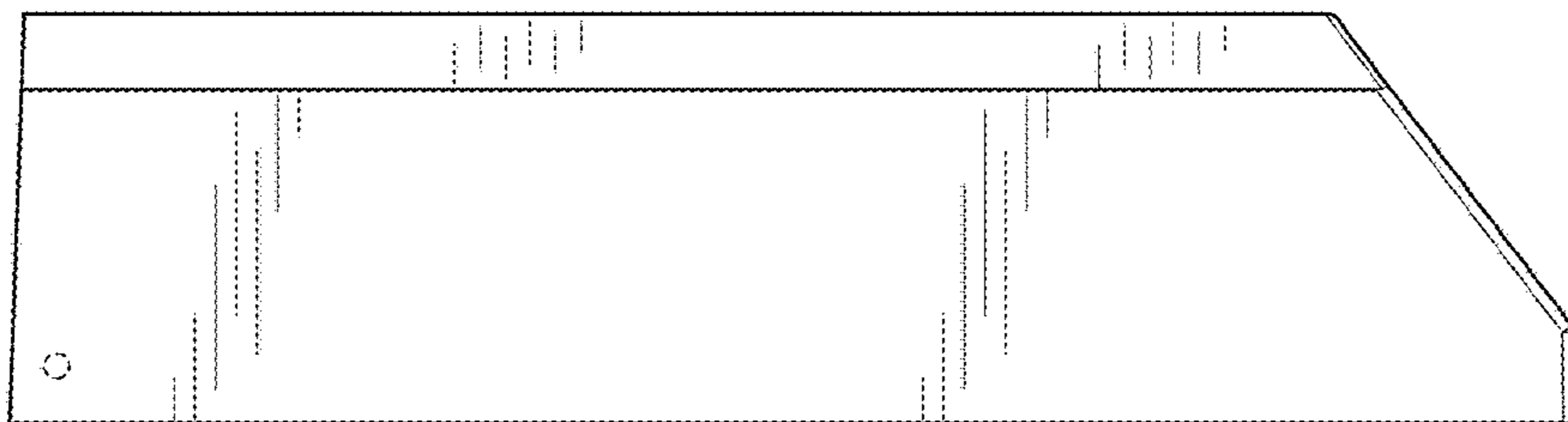


FIG. 3

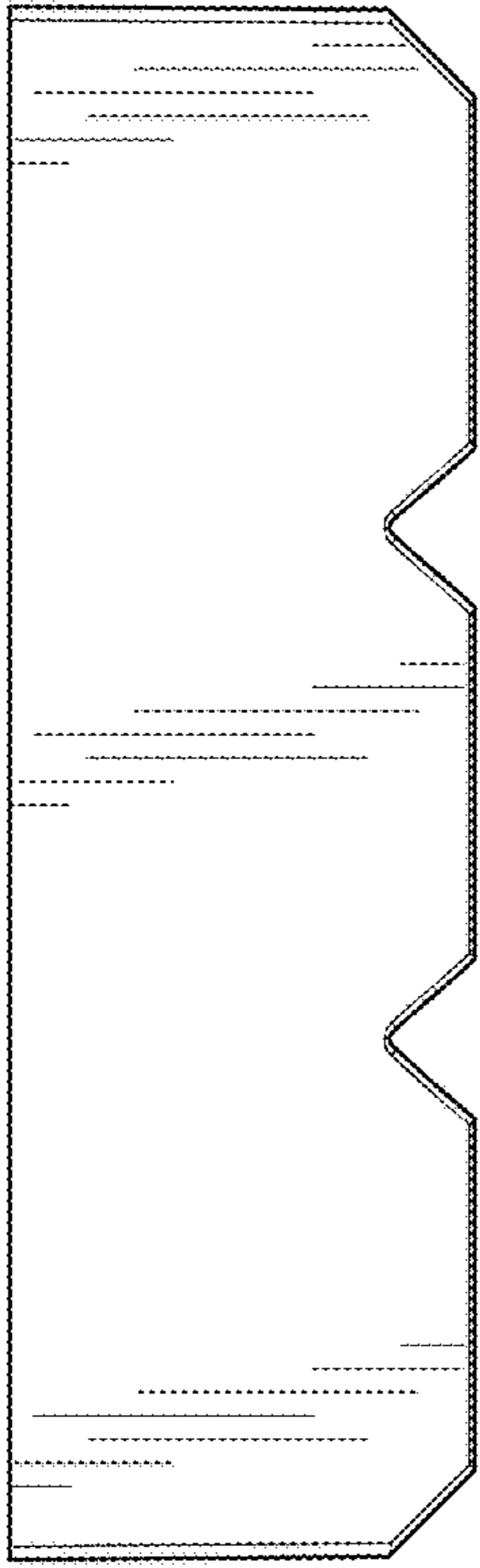


FIG. 6

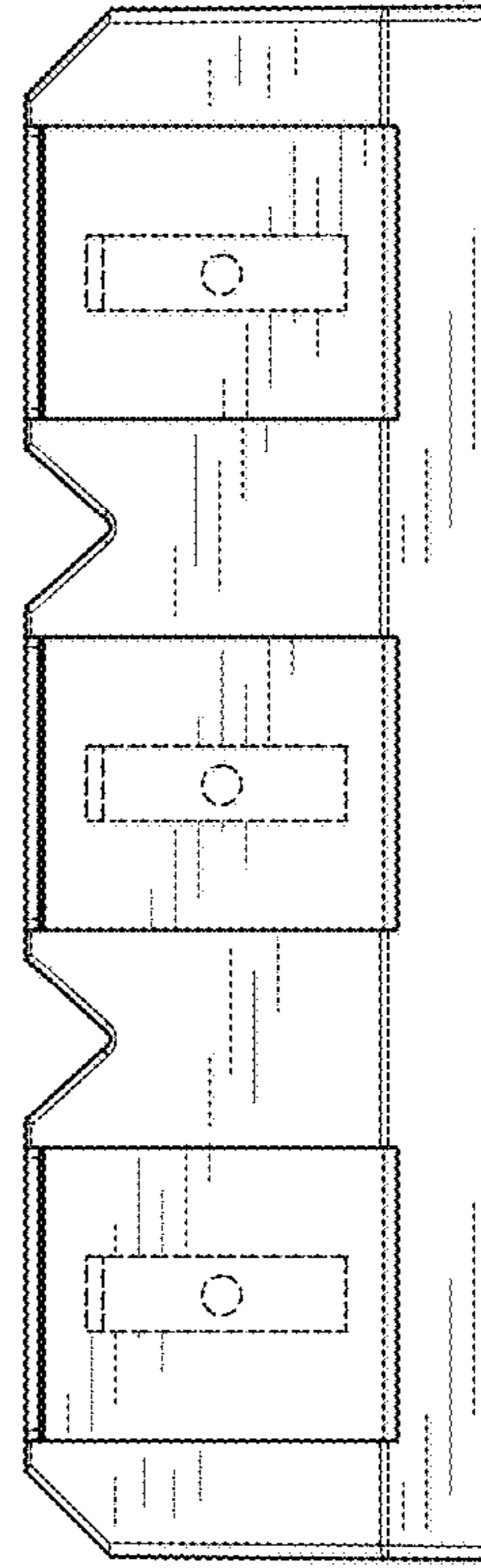


FIG. 7



FIG. 5