



US00D811763S

(12) **United States Design Patent**
Hiyoshi et al.

(10) **Patent No.:** **US D811,763 S**
(45) **Date of Patent:** **** Mar. 6, 2018**

(54) **INVERSE LOVE SEAT**
(71) Applicant: **Steelcase Inc.**, Grand Rapids, MI (US)
(72) Inventors: **Yuka Hiyoshi**, Grand Rapids, MI (US);
Bruce Smith, East Grand Rapids, MI (US); **William Bennie**, Rockford, MI (US); **Irfan Kachwalla**, Mid Levels West (HK); **James Ludwig**, Grand Rapids, MI (US); **Jessica Nebel**, Munich (DE); **Santiago Carral O’Gorman**, Grand Rapids, MI (US); **Madison Scheper**, Grand Rapids, MI (US)

D226,464 S * 3/1973 Genaro D6/377
3,756,657 A * 9/1973 Johnson A47C 4/03
297/440.1
D229,254 S * 11/1973 Reineman D6/364
4,131,314 A * 12/1978 Knapp A47C 15/00
297/440.17
D252,484 S 7/1979 Petersilie
D284,046 S 6/1986 Staats et al.
D289,950 S 5/1987 Offredi
D293,637 S 1/1988 Tallon
D352,186 S 11/1994 Torck et al.
D368,174 S 3/1996 Lewis
D376,274 S 12/1996 Lewis
D382,129 S 8/1997 Lewis
D387,573 S 12/1997 Lewis
D431,381 S 10/2000 Gomez
D439,071 S 3/2001 D’Urso et al.
D448,946 S 10/2001 Goetz

(73) Assignee: **Steelcase Inc.**, Grand Rapids, MI (US)

(**) Term: **15 Years**

Primary Examiner — Mimoso De
(74) *Attorney, Agent, or Firm* — Brinks Gilson & Lione

(21) Appl. No.: **29/582,800**

(22) Filed: **Oct. 31, 2016**

(51) **LOC (11) Cl.** **06-01**

(52) **U.S. Cl.**
USPC **D6/357**

(58) **Field of Classification Search**
USPC D6/334-336, 357, 364, 371, 372, 373,
D6/374, 375, 377, 381, 716, 716.1, 716.4
CPC A47C 3/16; A47C 4/03; A47C 7/16; A47C
7/18; A47C 7/24; A47C 11/00; A47C
15/00

See application file for complete search history.

(56) **References Cited**

U.S. PATENT DOCUMENTS

61,610 A 1/1867 Cutter
936,451 A 10/1909 Havenhill
D99,959 S 6/1936 Nathan
D174,900 S * 6/1955 Flexer et al. D6/357
3,498,654 A 3/1970 Diaz et al.

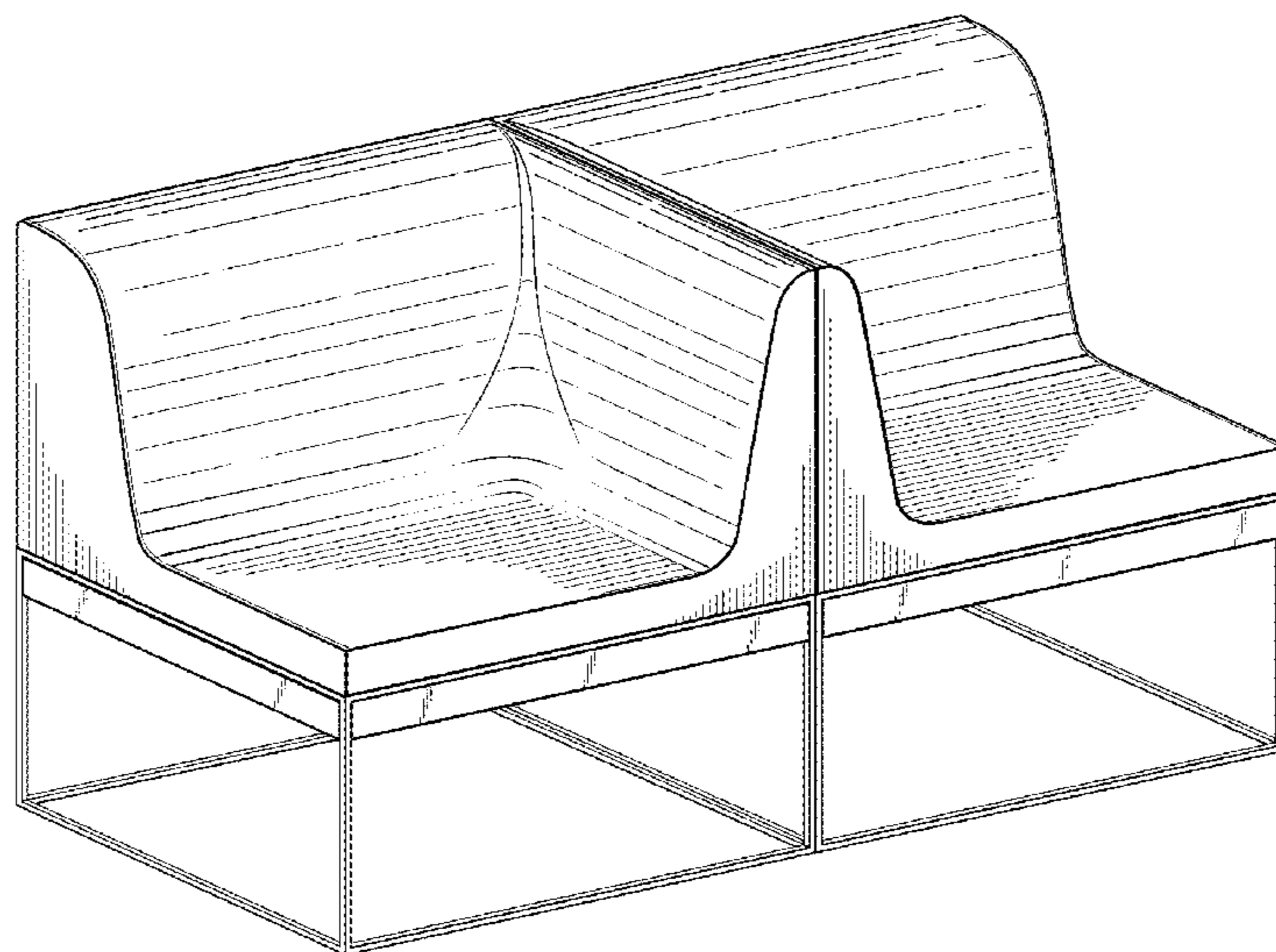
(57) **CLAIM**

We claim the ornamental design for an inverse love seat, as shown and described.

DESCRIPTION

FIG. 1 is a top front perspective view of an inverse love seat; FIG. 2 is a bottom front perspective view thereof; FIG. 3 is a front elevation view thereof; FIG. 4 is a rear elevation view thereof; FIG. 5 is a left side elevation view thereof; FIG. 6 is a right side elevation view thereof; is a bottom plan view thereof; FIG. 7 is a top plan view thereof; and, FIG. 8 is a bottom plan view thereof. The broken line structures in the drawings form no part of the claimed design. Interior surfaces and other portions of the inverse love seat not shown in the illustrated drawings form no part of the claimed design.

1 Claim, 5 Drawing Sheets



(56)

References Cited

U.S. PATENT DOCUMENTS

D482,535 S * 11/2003 Williams D6/334
D484,712 S 1/2004 Gomez
D484,713 S 1/2004 Gomez
D515,837 S 2/2006 Nicoletti
D519,743 S 5/2006 Suzuki et al.
D567,527 S 4/2008 Galardo
D576,820 S 9/2008 Priestman
D577,924 S 10/2008 van Ierssel et al.
D577,926 S 10/2008 Marin et al.
D588,825 S * 3/2009 van Ierssel D6/375
D589,714 S 4/2009 Cazares et al.
D602,705 S 10/2009 Holbrook
D643,643 S 8/2011 Lievore
D681,361 S 5/2013 Silver et al.
D682,575 S 5/2013 Versace
D695,035 S 12/2013 Ciani et al.
D698,172 S 1/2014 Ciani et al.
D712,173 S 9/2014 Ciani et al.
D712,674 S 9/2014 Ciani et al.
D743,726 S 11/2015 Yeh
D751,311 S * 3/2016 Schroeder D6/364

* cited by examiner

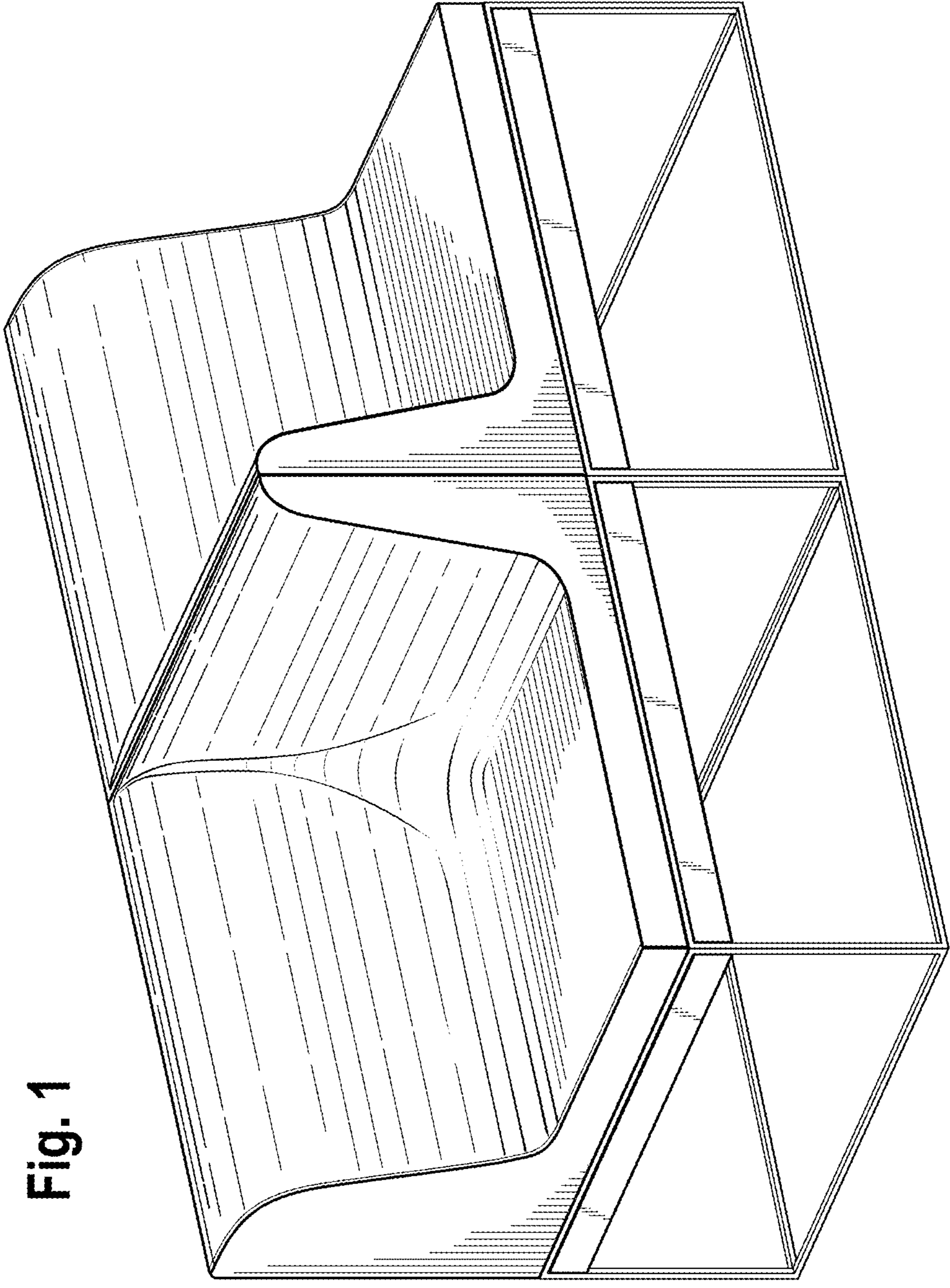
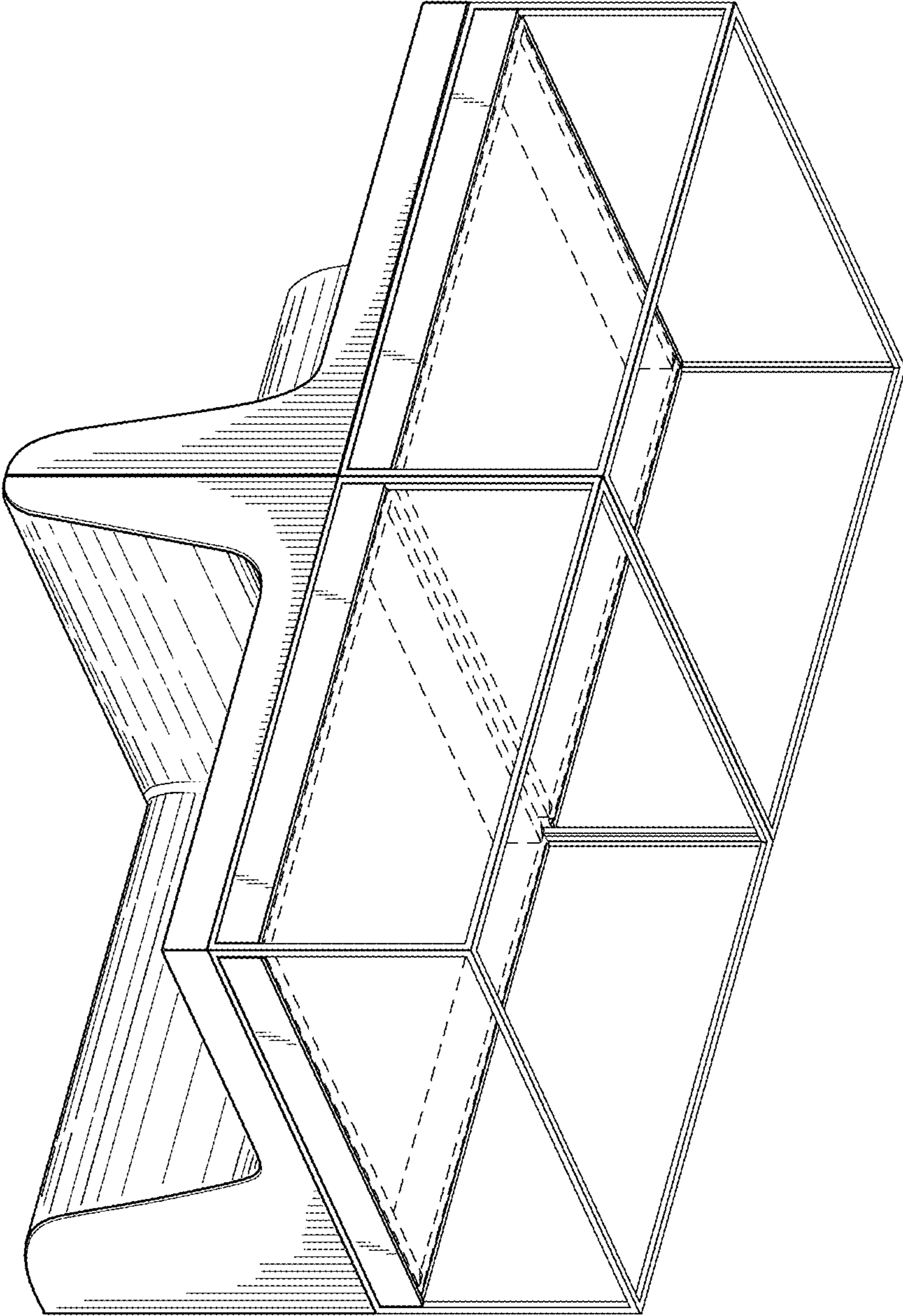


Fig. 1

Fig. 2



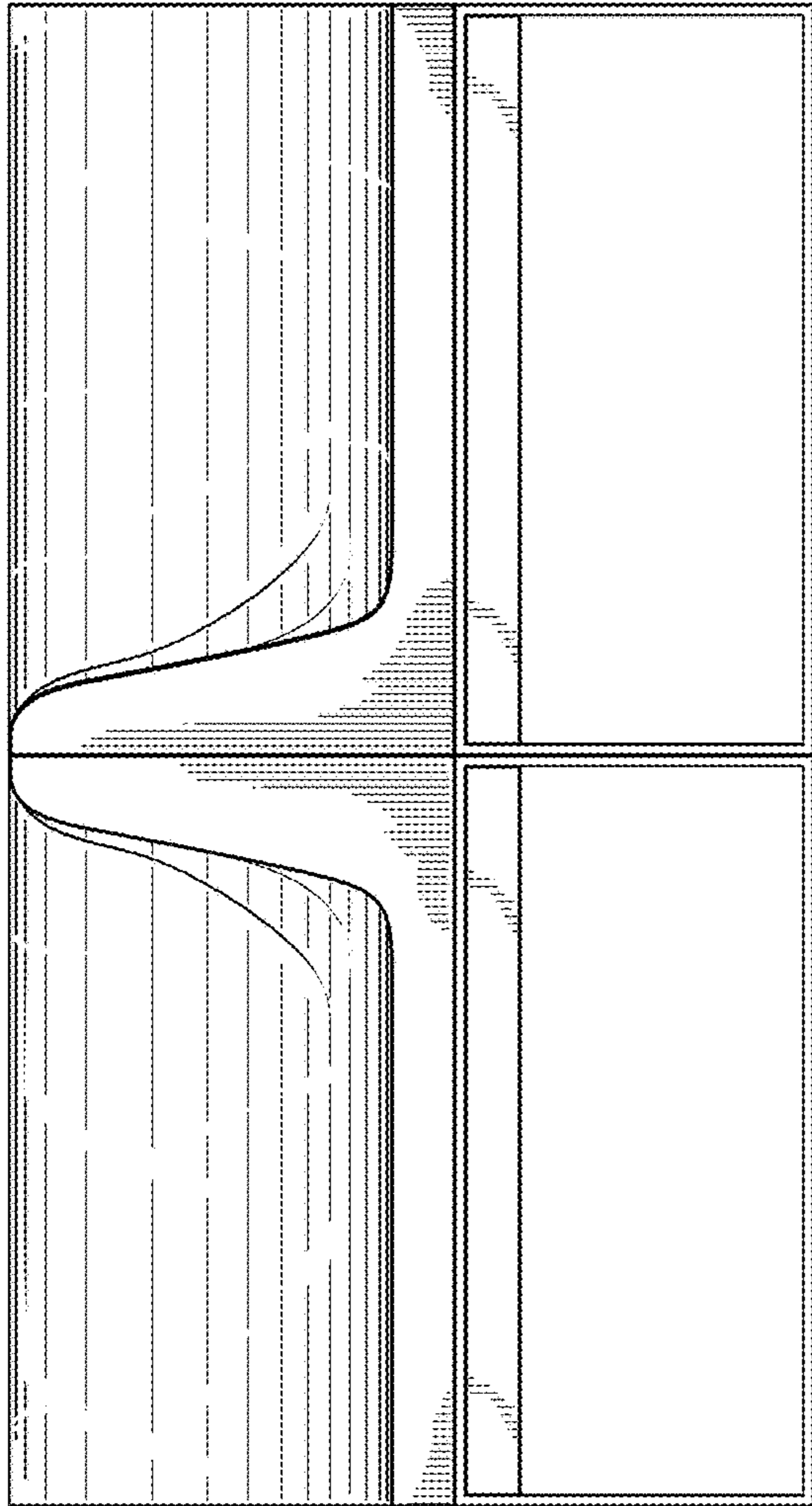


Fig. 3

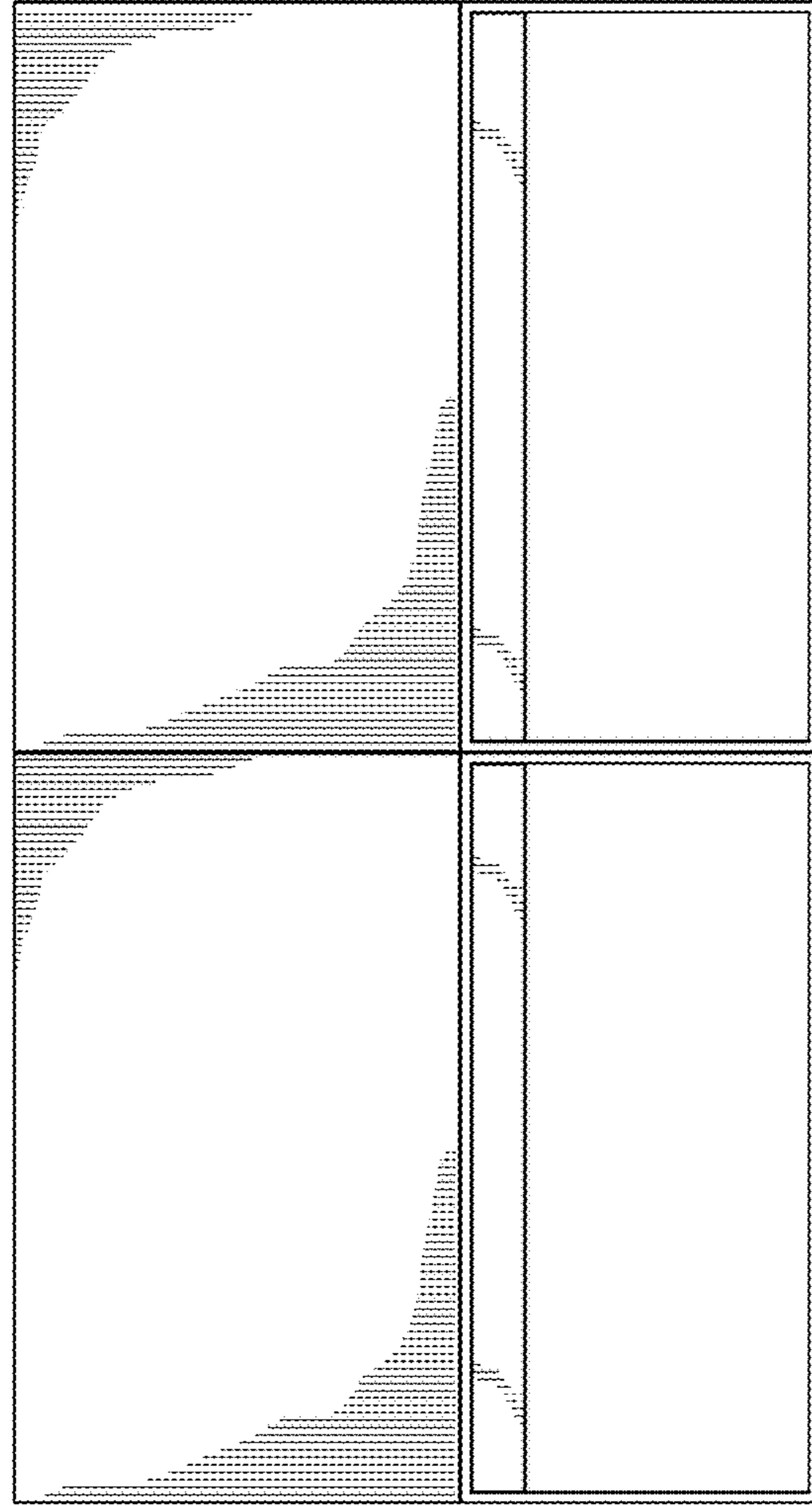


Fig. 4

Fig. 6

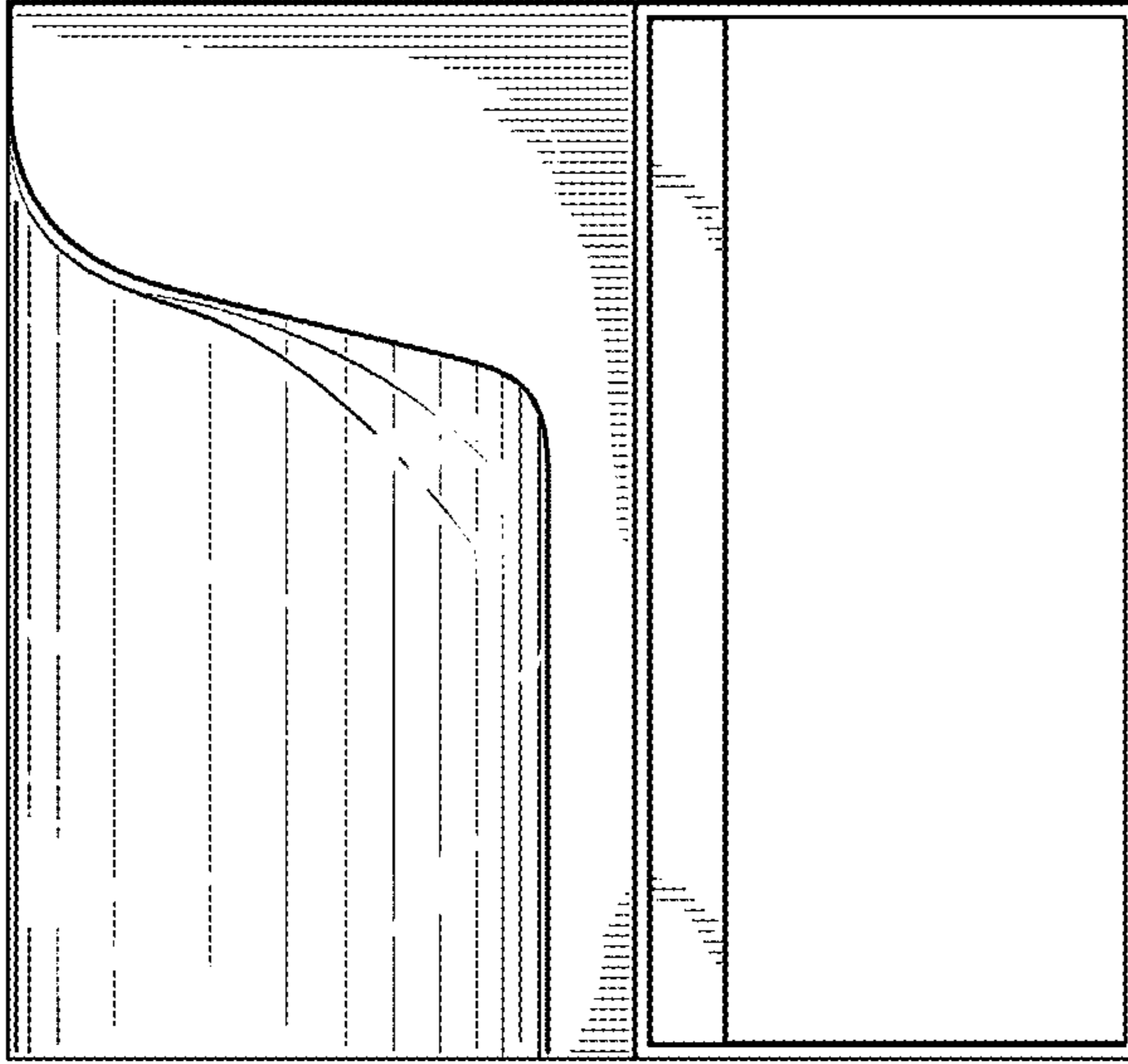
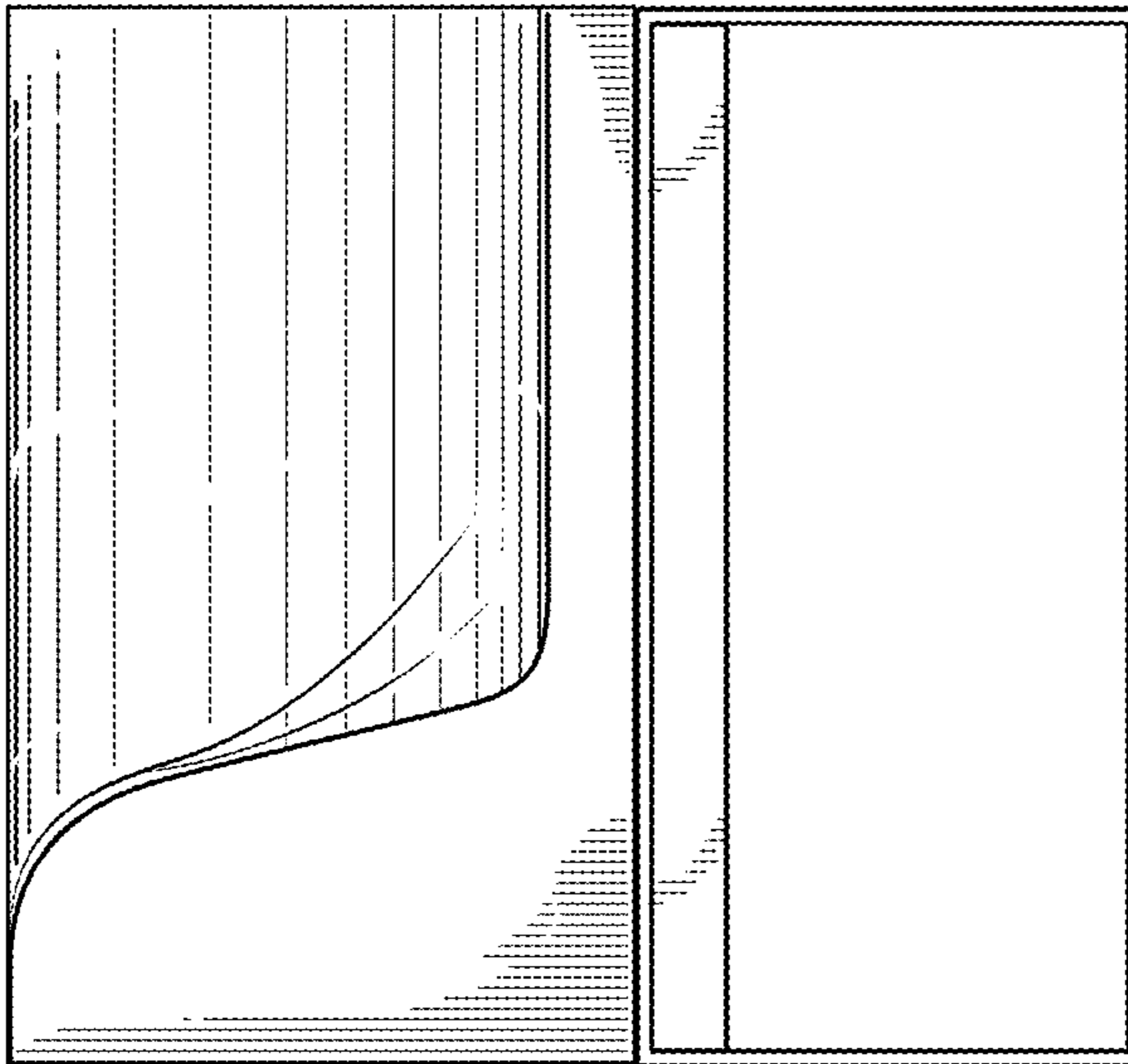


Fig. 5






Fig. 7




Fig. 8