



US00D811758S

(12) **United States Design Patent** (10) **Patent No.:** **US D811,758 S**
Festa (45) **Date of Patent:** **** Mar. 6, 2018**

(54) **HIGH CHAIR FOR CHILDREN**
(71) Applicant: **ARTSANA S.P.A.**, Grandate (CO) (IT)
(72) Inventor: **Antonella Festa**, Como (IT)
(73) Assignee: **ARTSANA S.P.A.**, Grandate (IT)
(**) Term: **15 Years**
(21) Appl. No.: **29/593,402**
(22) Filed: **Feb. 8, 2017**

(30) **Foreign Application Priority Data**
Aug. 9, 2016 (EM) 003335959
(51) **LOC (11) Cl.** **06-01**
(52) **U.S. Cl.**
USPC **D6/339**
(58) **Field of Classification Search**
USPC D6/334–336, 338–339, 491, 333, 716,
D6/716.1–716.7; D12/129; D21/412,
D21/419; 280/30–31; 5/94, 98.1, 99.1,
5/101, 105, 655; 297/183.1–183.4,
297/184.13, 184.15, 184.17, 250.1, 256.1,
297/255, 256.15, 256.16, 174 R, 174 CS,
297/170–173, 136, 148, 27, 61, 68;
4/572.1
CPC B60N 2/2821; B60N 2/02; B60N 2/10;
B60N 2/16; B60N 2/22; B60N 2/26;
B60N 2002/0212; B60N 2002/0216;
B60N 2002/022; A47D 13/02; A47D
13/083; A47D 1/00; A47D 1/002; A47D
1/004; A47D 1/008; A47D 1/04
See application file for complete search history.

(56) **References Cited**
U.S. PATENT DOCUMENTS
D350,506 S * 9/1994 Kaneko D12/129
D386,911 S * 12/1997 Perego D6/339
D426,965 S * 6/2000 Wu D6/339
D428,715 S * 8/2000 Brevi D6/339
D454,007 S * 3/2002 Huang D6/339
D594,667 S * 6/2009 Wang D6/339
D618,925 S * 7/2010 Fiore, Jr. D6/339
D643,636 S * 8/2011 Hu D6/339
D651,816 S * 1/2012 Shi D6/339
D679,915 S * 4/2013 Sturme y D6/339
D704,460 S * 5/2014 Maurer D6/339
9,420,899 B2 8/2016 Merlo

* cited by examiner
Primary Examiner — Abraham Bahta
(74) *Attorney, Agent, or Firm* — Pearne & Gordon LLP

(57) **CLAIM**
The ornamental design for a high chair for children, as shown and described.

DESCRIPTION
FIG. 1 is a front-top-right side perspective view of a high chair for children, showing my new design;
FIG. 2 is a front view thereof;
FIG. 3 is a back view thereof;
FIG. 4 is a right side view thereof, the left side view being a mirror image thereof;
FIG. 5 is a top view thereof; and,
FIG. 6 is a bottom view thereof.

1 Claim, 6 Drawing Sheets





FIG. 1




FIG. 2




FIG. 3



FIG. 4



FIG. 5




FIG. 6