



US00D811754S

(12) **United States Design Patent**
Heroux

(10) **Patent No.:** **US D811,754 S**
(45) **Date of Patent:** **** Mar. 6, 2018**

(54) **VERTICAL DROP HANGER WITH OVER THE DOOR HOOK**

(71) Applicant: **HIP Innovations, LLC**, South Burlington, VT (US)

(72) Inventor: **Steve Heroux**, Hidden Hills, CA (US)

(73) Assignee: **HIP Innovations, LLC**, South Burlington, VT (US)

(**) Term: **15 Years**

(21) Appl. No.: **29/607,448**

(22) Filed: **Jun. 13, 2017**

Related U.S. Application Data

(63) Continuation of application No. 29/505,842, filed on Mar. 4, 2016.

(51) **LOC (11) Cl.** **06-08**

(52) **U.S. Cl.**
USPC **D6/315**

(58) **Field of Classification Search**
USPC D6/315-328; 223/85-98; 211/10, 13.1, 211/85.3, 113, 119

CPC A47G 25/28; A47G 25/38; A47G 25/14; A47G 25/442; A47G 25/483; A47G 25/485; A47G 25/4023; Y10S 223/04; A47F 5/0006

See application file for complete search history.

(56) **References Cited**

U.S. PATENT DOCUMENTS

D190,608 S * 6/1961 Forrester 211/119
D195,751 S * 7/1963 Kennedy et al. D8/372
D211,795 S * 7/1968 Woofen D6/317

D237,142 S * 10/1975 Barnes D6/320
4,709,838 A * 12/1987 Campbell A47G 25/18
211/115
D339,979 S * 10/1993 Wehrley D6/315
5,515,978 A * 5/1996 Moran A47G 25/10
211/113
6,213,316 B1 * 4/2001 Gretz A47F 5/0884
211/113
D489,252 S * 5/2004 Cheng D8/372
D566,405 S * 4/2008 Belokin D6/315
D580,661 S * 11/2008 Belokin D6/315
D582,686 S * 12/2008 Belokin D6/315
D586,567 S 2/2009 Heroux
D727,631 S * 4/2015 Irvin D6/323
2003/0222040 A1 * 12/2003 Boysen A47F 7/12
211/96

* cited by examiner

Primary Examiner — Lauren R Calve

(74) *Attorney, Agent, or Firm* — Downs Rachlin Martin PLLC

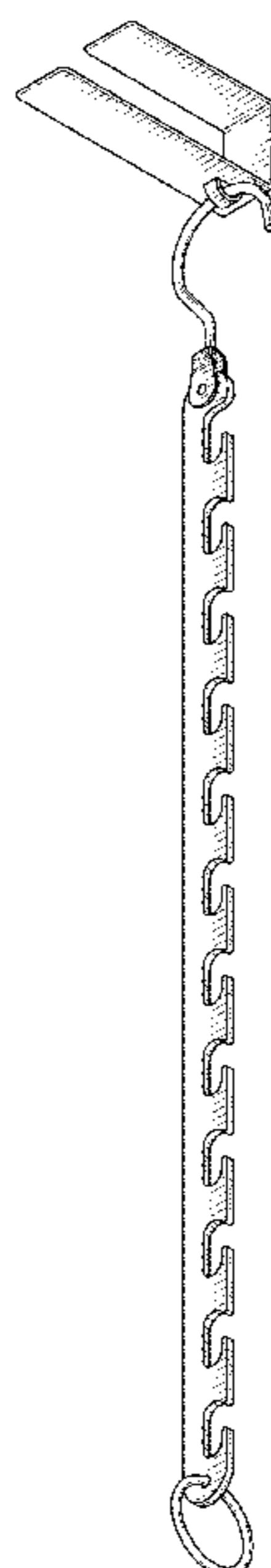
(57) **CLAIM**

The ornamental design for a vertical drop hanger with over the door hook, as shown and described.

DESCRIPTION

FIG. 1 is a perspective view of a vertical drop hanger with over the door hook, showing my new design;
FIG. 2 is a top view thereof;
FIG. 3 is a bottom view thereof;
FIG. 4 is a side view thereof;
FIG. 5 is a second side view thereof;
FIG. 6 is a front view thereof; and,
FIG. 7 is a rear view thereof.
The shade lines in the Figures show contour and not surface ornamentation.

1 Claim, 7 Drawing Sheets



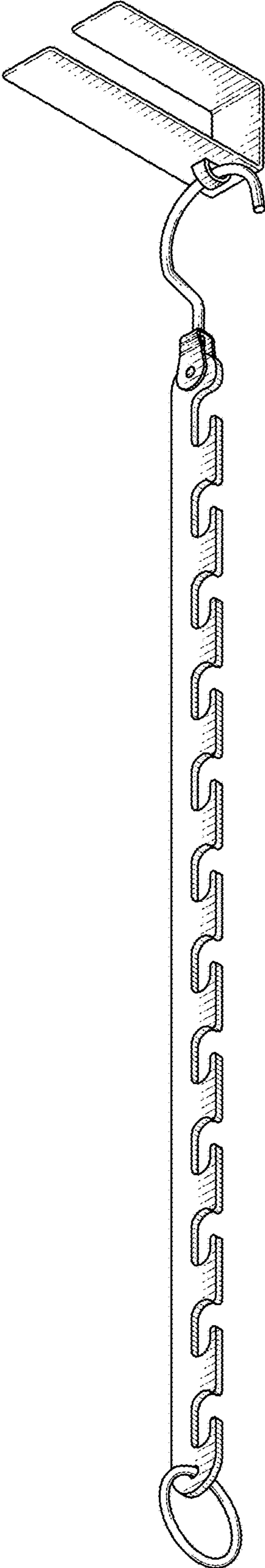


FIG. 1

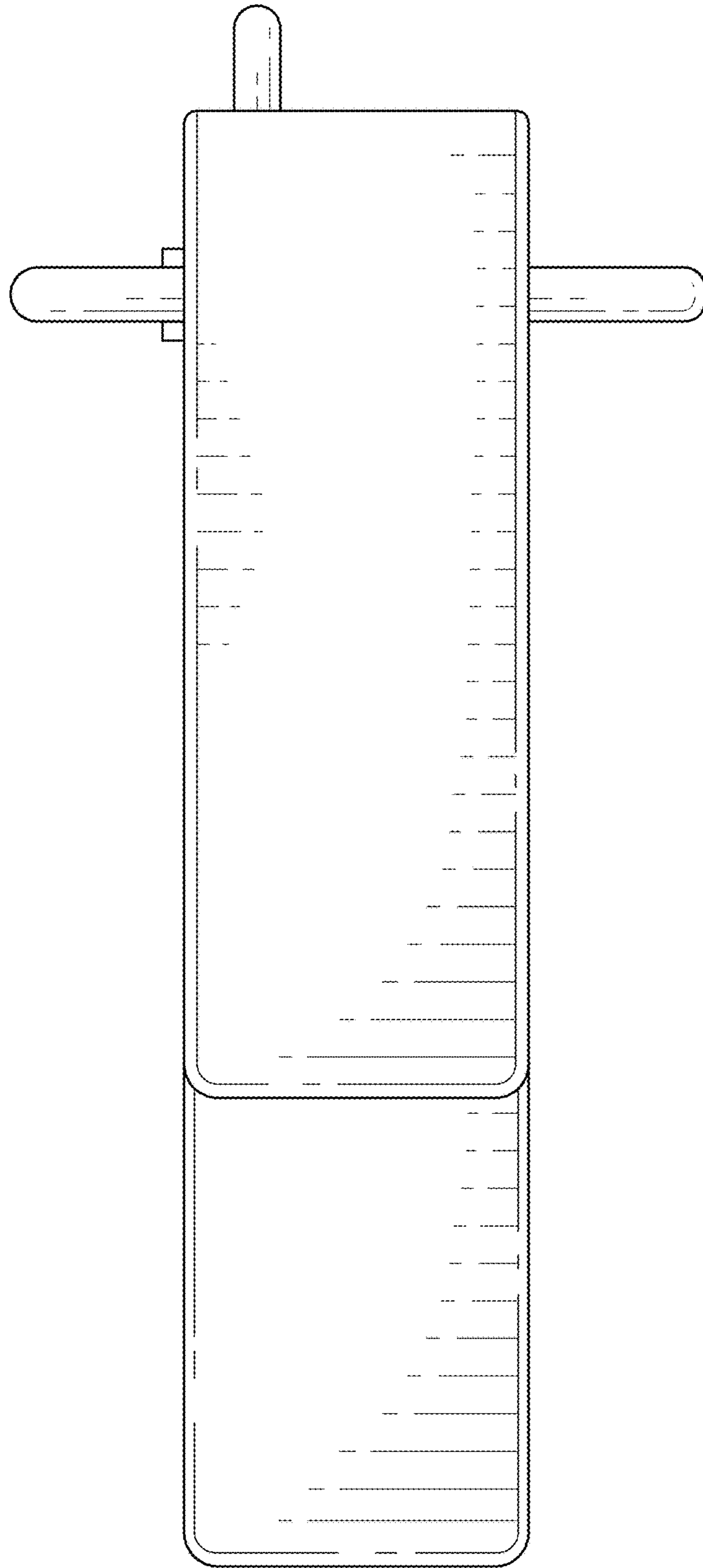


FIG. 2

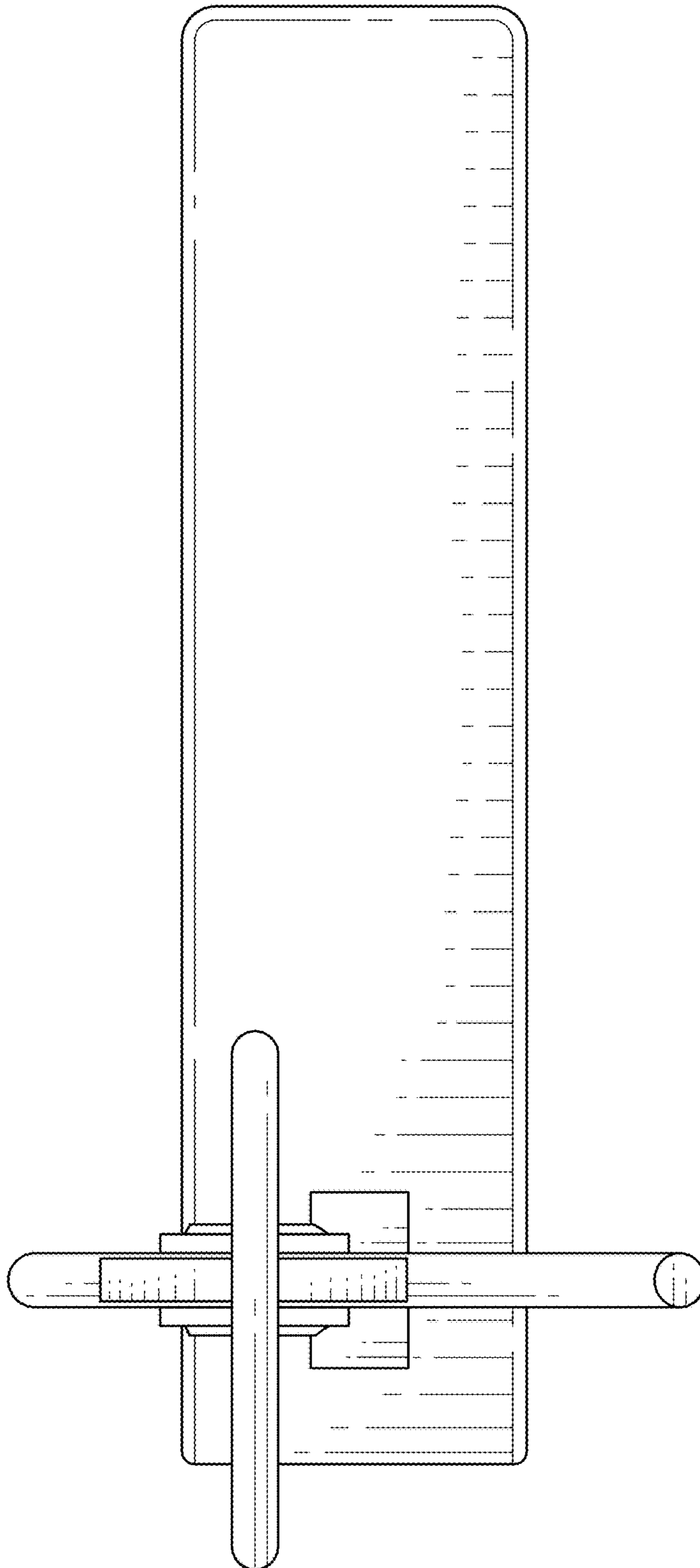


FIG. 3

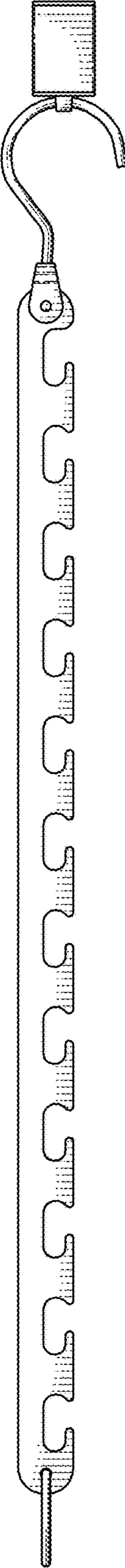


FIG. 4

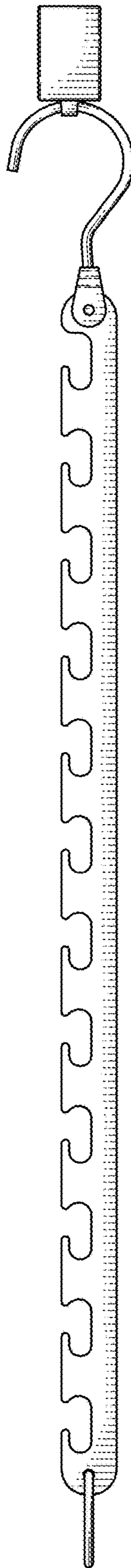


FIG. 5




FIG. 6




FIG. 7