



US00D811747S

(12) **United States Design Patent**
Powell et al.

(10) **Patent No.:** **US D811,747 S**
(45) **Date of Patent:** **** Mar. 6, 2018**

- (54) **FACIAL BRUSH**
- (71) Applicant: **Chirp Products LLC**, Pleasant Grove, UT (US)
- (72) Inventors: **Steven D. Powell**, Provo, UT (US);
Joshua D. Nelson, Hollister, CA (US)
- (73) Assignee: **Chirp Products, LLC**, Pleasant Grove, UT (US)
- (**) Term: **15 Years**
- (21) Appl. No.: **29/565,528**
- (22) Filed: **May 20, 2016**
- (51) **LOC (11) Cl.** **04-02**
- (52) **U.S. Cl.**
USPC **D4/102**
- (58) **Field of Classification Search**
USPC D4/100, 102, 114, 127, 128, 130, 132,
D4/133, 134, 135, 138, 199, 121;
D28/63; D24/200, 210
CPC A46B 13/001; A46B 13/008; A46B
2200/1006; A46B 13/02; A46B 5/0095;
A46B 2200/102; A46B 5/02; A46B 7/08;
A46B 13/00; A47K 7/04; A47K 7/043;
A47K 7/00; A47K 7/02; A61H
2201/1671; A61H 7/005; A61H 7/002;
A61H 2205/081
See application file for complete search history.

- (56) **References Cited**
U.S. PATENT DOCUMENTS
D276,480 S * 11/1984 Nigro D4/127
D319,120 S * 8/1991 Kuhn D32/52
D439,052 S * 3/2001 Hay D4/114
8,177,450 B2 * 5/2012 Zhang A45D 34/04
401/216

- 8,500,754 B2 * 8/2013 Hull, Jr. A45D 34/04
606/131
- D743,174 S * 11/2015 von Berg D4/102
- D744,755 S * 12/2015 Reishus D4/102
- D770,181 S * 11/2016 Reishus D4/100
- D771,951 S * 11/2016 Reishus D4/100
- 2016/0183671 A1 * 6/2016 Skidmore A46B 13/02
173/162.2
- 2016/0206087 A1 * 7/2016 Skidmore A46B 13/008

FOREIGN PATENT DOCUMENTS

CN	303110427	*	2/2015
CN	303129383	*	3/2015
CN	303146118	*	3/2015
CN	303751033	*	7/2016
KR	300725342.0000	*	1/2014
MX	025686-0001	*	9/2008

* cited by examiner

Primary Examiner — Karen E Eldridge Powers
(74) *Attorney, Agent, or Firm* — HPLegal LLP; Judith Szepesi

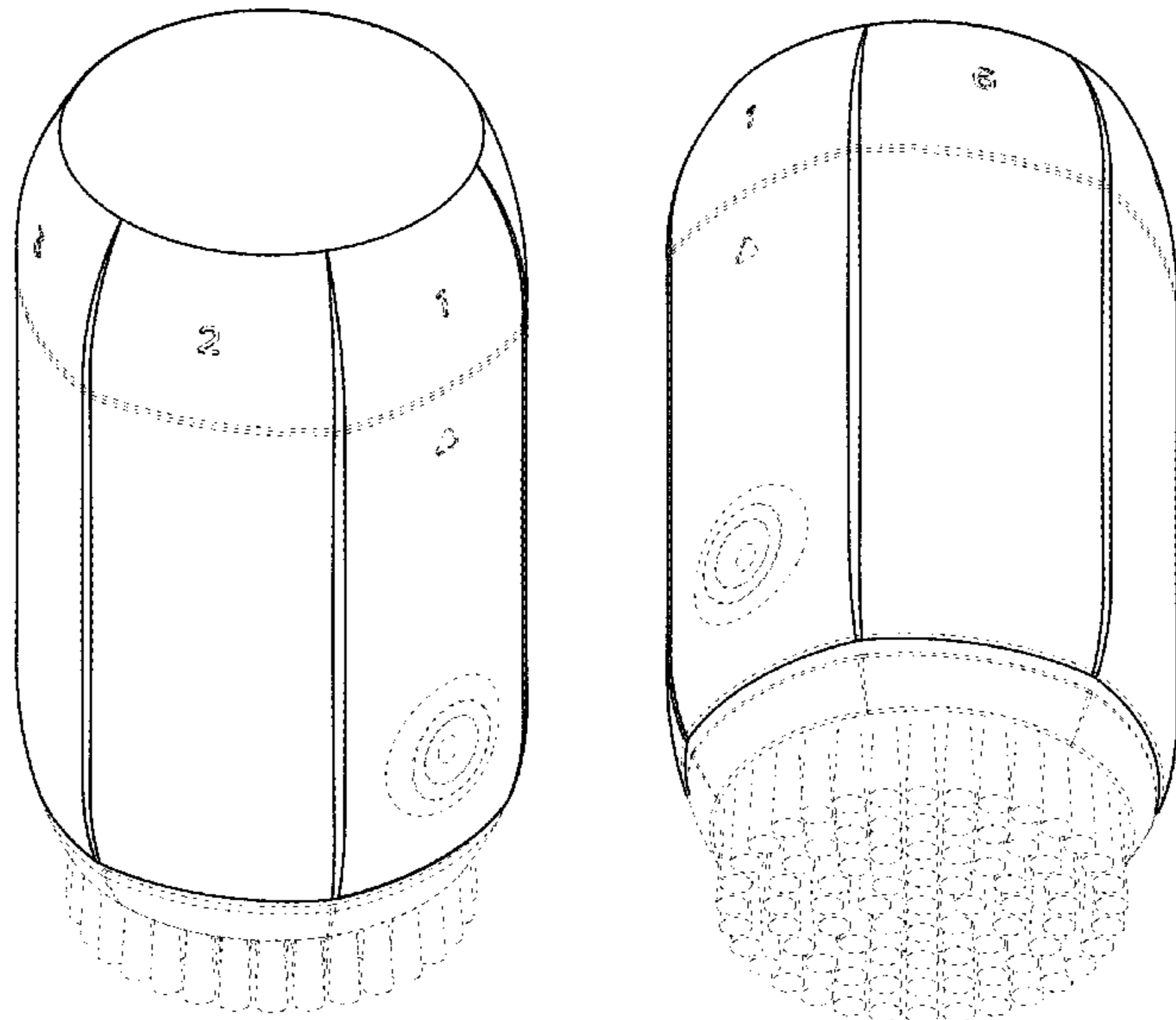
(57) **CLAIM**

The ornamental design for a facial brush, substantially as shown and described.

DESCRIPTION

FIG. 1 is a front perspective view of the facial brush. FIG. 2 is a rear perspective view of the facial brush of FIG. 1, FIG. 3 is a front elevation view of the facial brush of FIG. 1, FIG. 4 is a rear elevation view of the facial brush of FIG. 1, FIG. 5 is a side view of the facial brush of FIG. 1; and, FIG. 6 is a top view of the facial brush of FIG. 1. The elements shown in broken lines in the drawing are illustrating portions of the article that form no part of the claimed design.

1 Claim, 6 Drawing Sheets



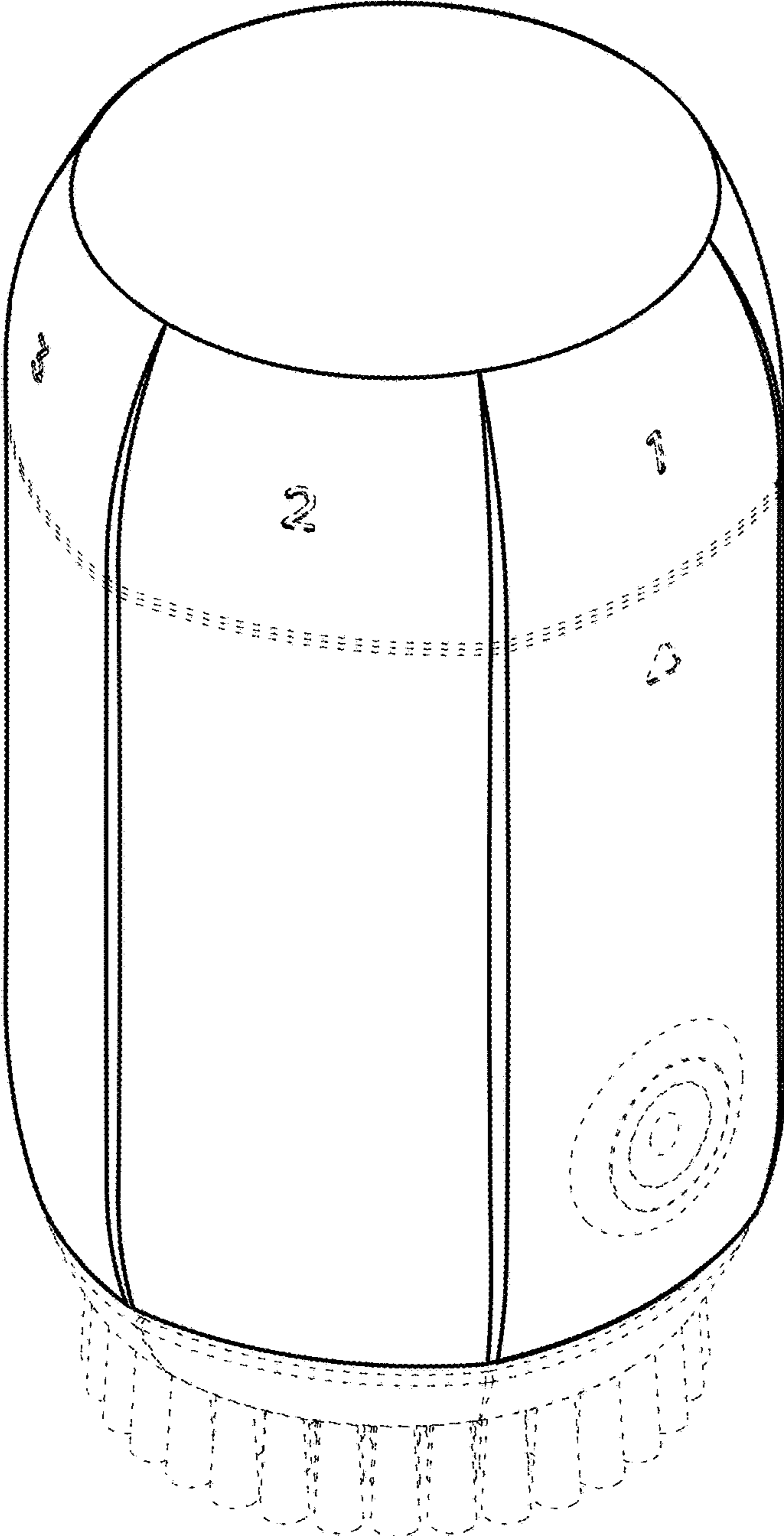


FIG. 1

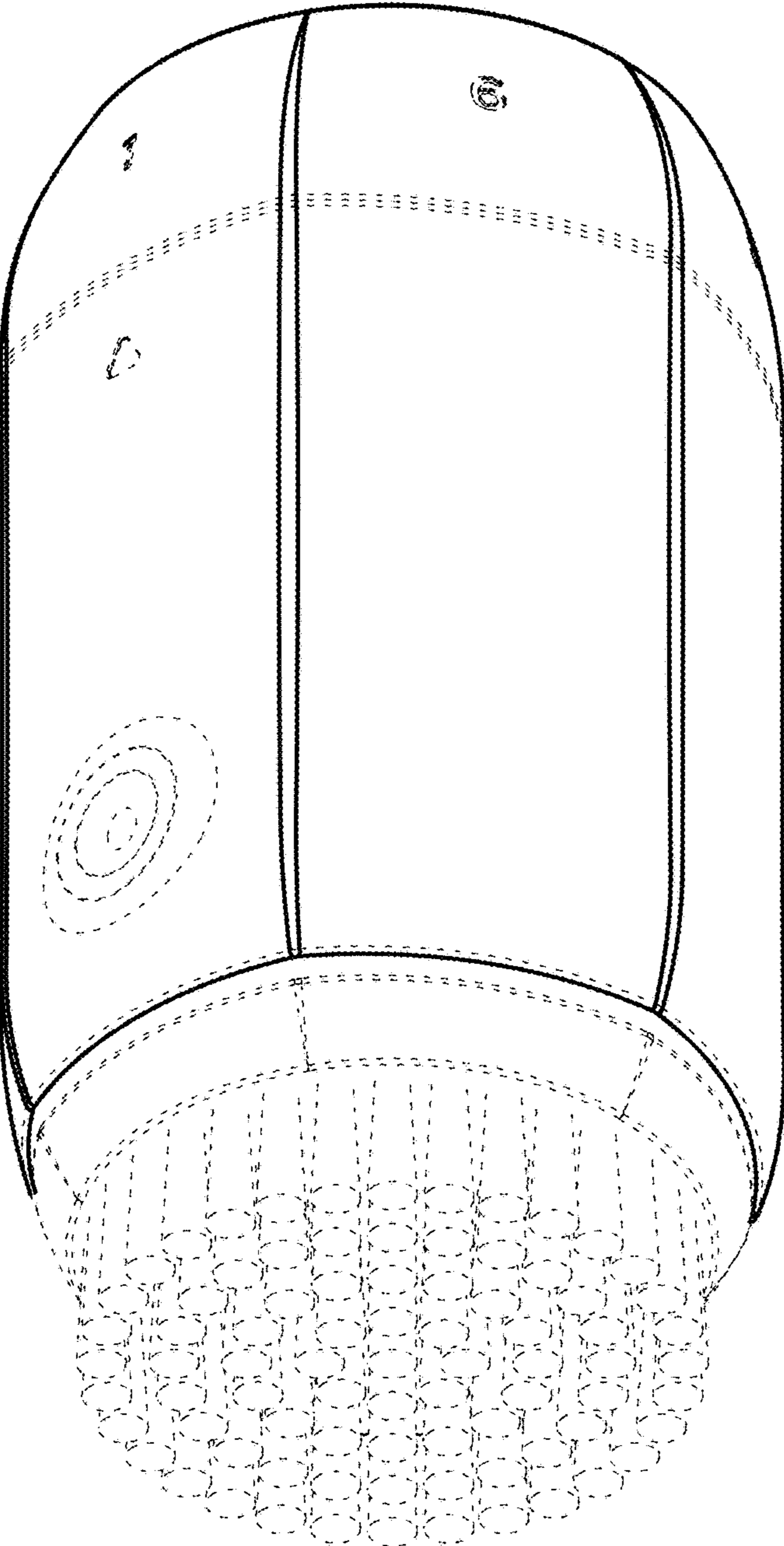


FIG. 2

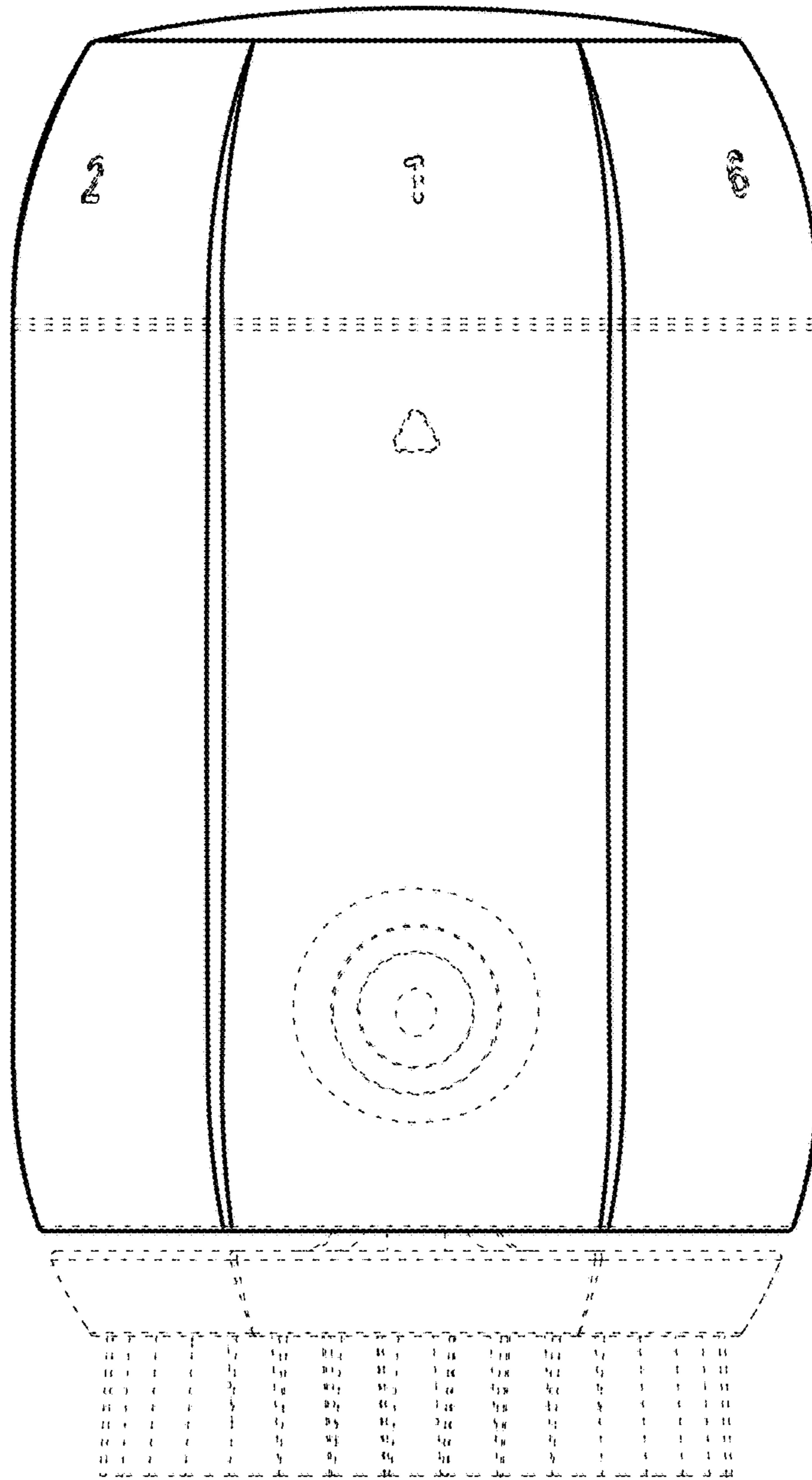


FIG. 3

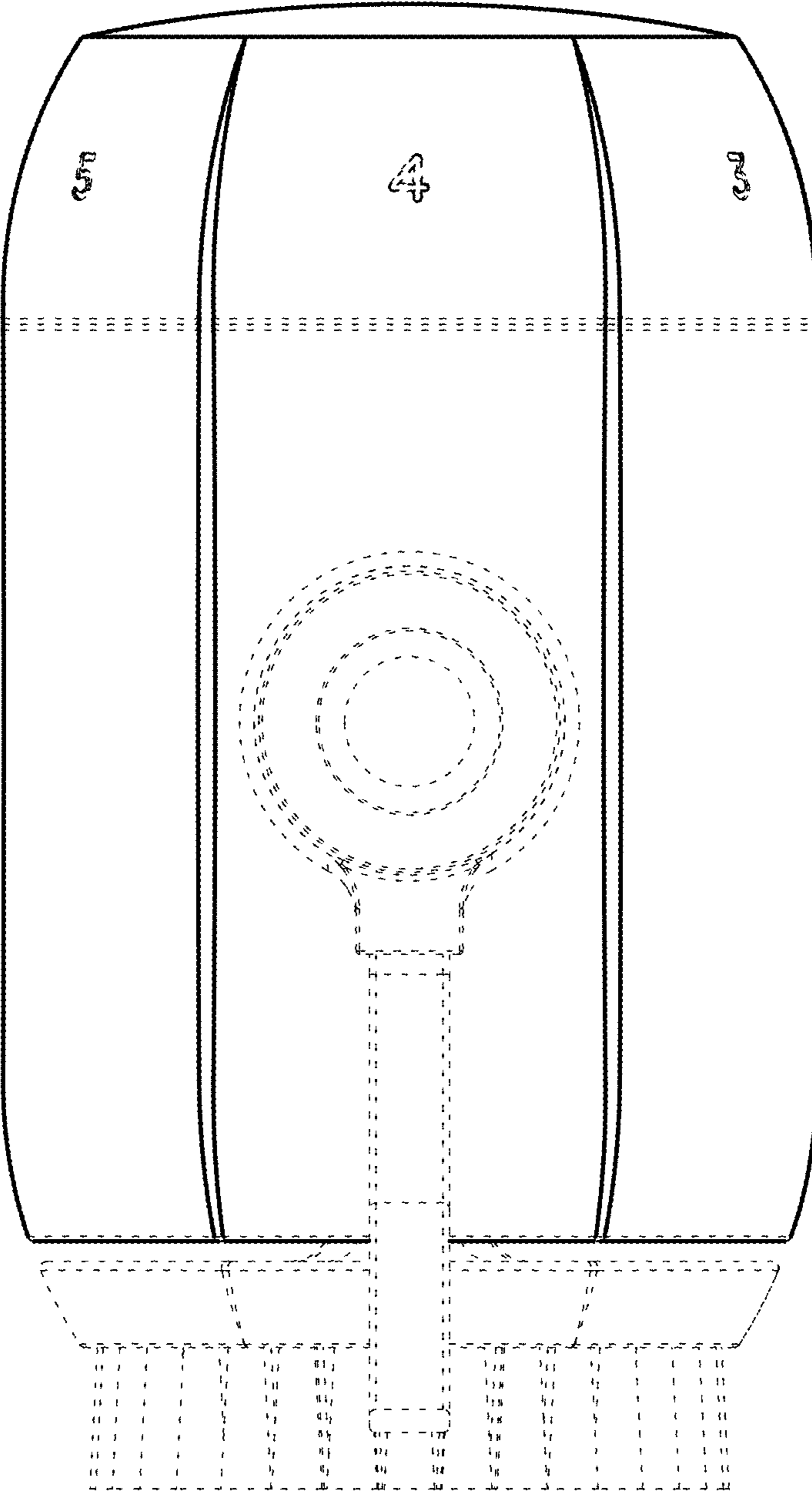


FIG. 4

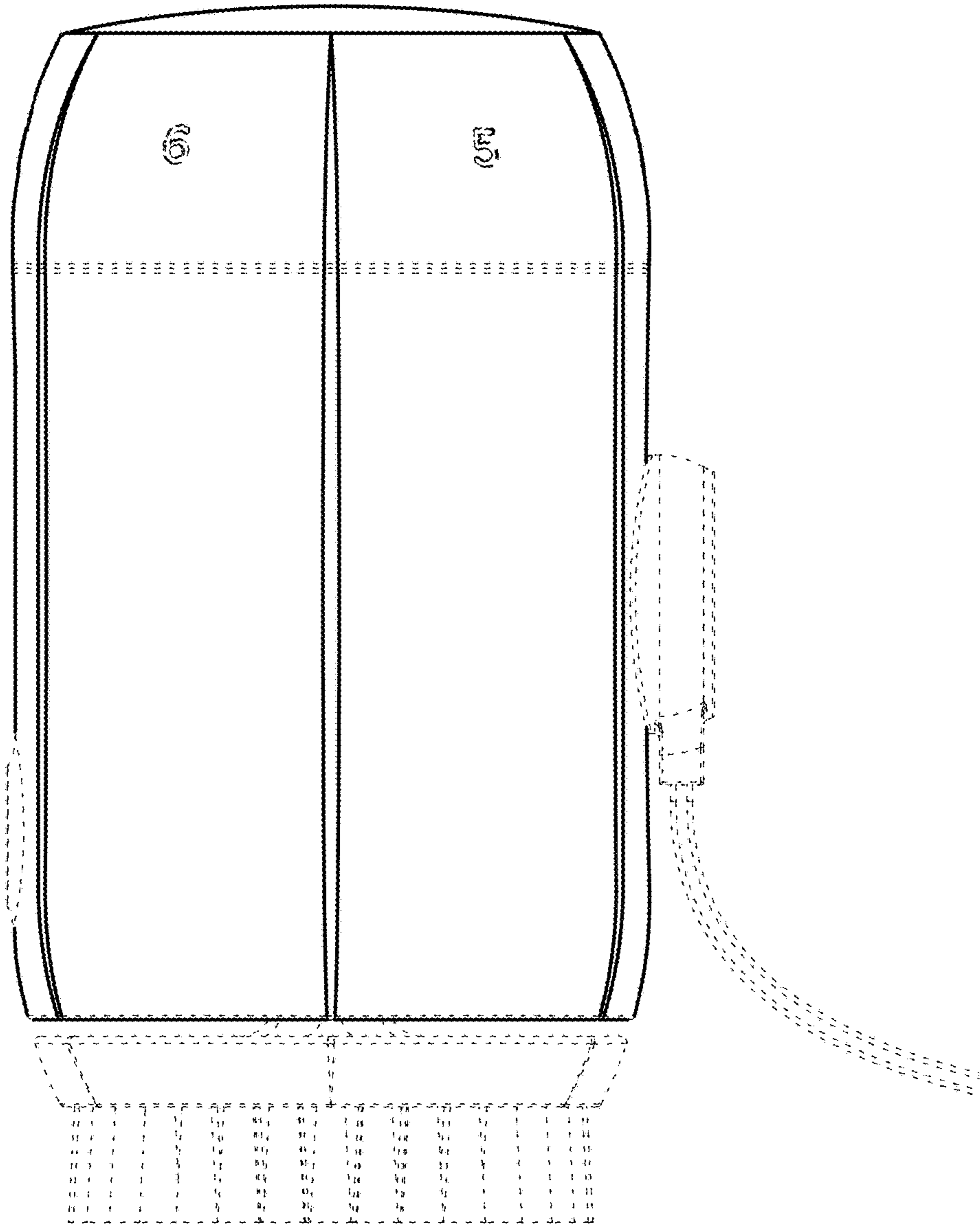


FIG. 5

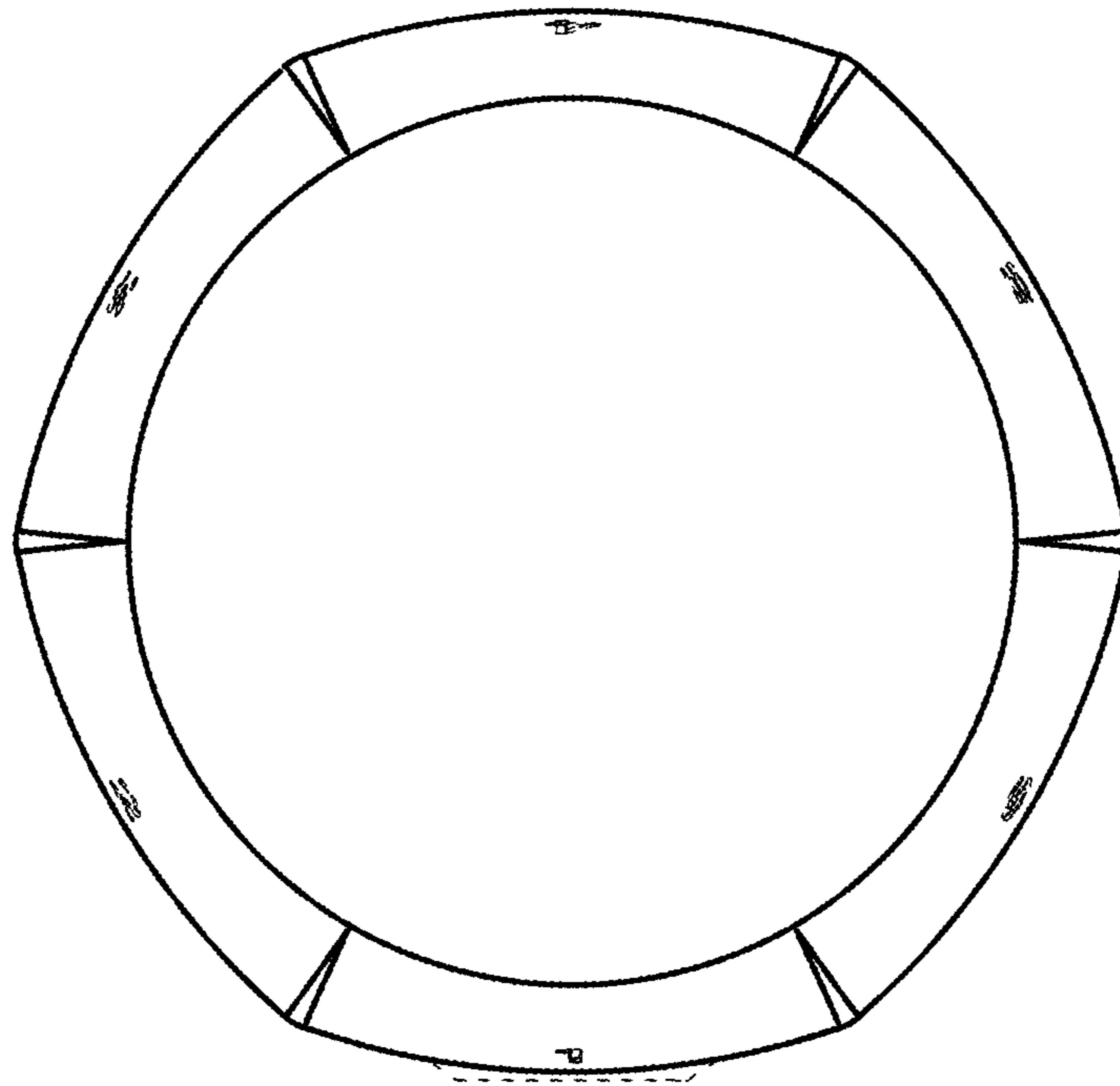


FIG. 6