



US00D811743S

(12) **United States Design Patent**
Barenbrug

(10) **Patent No.:** **US D811,743 S**
(45) **Date of Patent:** **** Mar. 6, 2018**

(54) **SUITCASE**

- (71) Applicant: **Royalty Bugaboo GmbH**, Zug (CH)
- (72) Inventor: **Max Barenbrug**, Amsterdam (NL)
- (73) Assignee: **Royalty Bugaboo GmbH**, Zug (CH)
- (**) Term: **15 Years**
- (21) Appl. No.: **29/530,952**
- (22) Filed: **Jun. 22, 2015**

Related U.S. Application Data

- (63) Continuation-in-part of application No. 29/481,656, filed on Feb. 7, 2014, now abandoned.
- (51) **LOC (11) Cl.** **03-01**
- (52) **U.S. Cl.**
USPC **D3/279; D3/282; D3/289**
- (58) **Field of Classification Search**
USPC **D3/272, 273, 276, 279, 281, 282, 284, D3/285, 283, 289, 291, 294, 295, 301, D3/231**
CPC **A45C 5/00; A45C 2003/008; A45C 5/03; A45C 5/06; A45C 5/14; A45C 2005/032; A45C 2005/035; A45C 2005/037; A45C 13/1084; A45C 13/385**
See application file for complete search history.

(56) **References Cited**

U.S. PATENT DOCUMENTS

D422,409 S *	4/2000	Klenner	D3/276
D425,301 S *	5/2000	Sagol	D3/276
D428,698 S *	8/2000	Cheng	D3/276
D438,005 S *	2/2001	Tiramani	D3/273
D462,169 S *	9/2002	Giovanni	D3/279
D468,528 S *	1/2003	Tornell	D3/255

(Continued)

OTHER PUBLICATIONS

PSFK, "Modular Luggage Design Makes Travel A Breeze" Posted Sep. 7, 2016, Accessed Sep. 29, 2016. (<http://www.psfk.com/2016/09/modular-luggage-design-makes-travel-a-breeze.html>).*

Primary Examiner — Jennifer Rivard
Assistant Examiner — April Rivas

(74) *Attorney, Agent, or Firm* — Fross Zelnick Lehman & Zissu, P.C.; Charles T. J. Weigell, Esq.

(57) **CLAIM**

The ornamental design for a suitcase, as shown and described.

DESCRIPTION

FIG. 1. is a front perspective view of a suitcase showing my new design;
 FIG. 2. is a front view of the suitcase shown in FIG. 1;
 FIG. 3. is a rear view of the suitcase shown in FIG. 1;
 FIG. 4. is a right side view of the suitcase shown in FIG. 1;
 FIG. 5. is a left side view of the suitcase shown in FIG. 1;
 FIG. 6. is a top view of the suitcase shown in FIG. 1;
 FIG. 7. is a bottom view of the suitcase shown in FIG. 1;
 FIG. 8. is a front perspective view of the suitcase shown in FIG. 1, with the wheels and handle in an open position;
 FIG. 9. is a front view of the suitcase shown in FIG. 8;
 FIG. 10. is a rear view of the suitcase shown in FIG. 8;
 FIG. 11. is a right side view of the suitcase shown in FIG. 8;
 FIG. 12. is a left side view of the suitcase shown in FIG. 8;
 FIG. 13. is a top view of the suitcase shown in FIG. 8; and
 FIG. 14. is a bottom view of the suitcase shown in FIG. 8.
 The dash-dot broken lines showing a portion of the back oval, zipper track, and bottom of the suitcase represents a boundary line. The boundary line and the portions within the boundary lines form no part of the claimed design.

1 Claim, 14 Drawing Sheets



(56)

References Cited

U.S. PATENT DOCUMENTS

D479,651	S *	9/2003	Shen	D3/279
D491,359	S *	6/2004	Oh	D3/217
D603,163	S *	11/2009	Van Himbeeck	D3/279
D644,436	S *	9/2011	Buller	D3/279
D675,017	S *	1/2013	Van Overbeke	D3/273
D690,510	S *	10/2013	Fux	D3/270
D730,050	S *	5/2015	Hogan	D3/279
D743,168	S *	11/2015	Niu	D3/279
2012/0013104	A1 *	1/2012	Geva	B62B 3/027 280/651
2014/0131964	A1 *	5/2014	Farrelly	A45C 5/14 280/79.2
2014/0283335	A1 *	9/2014	Meersschaert	A45C 5/14 16/46
2014/0353104	A1 *	12/2014	Sheikh	A45C 5/06 190/119

* cited by examiner



FIG. 1



FIG. 2



FIG. 3

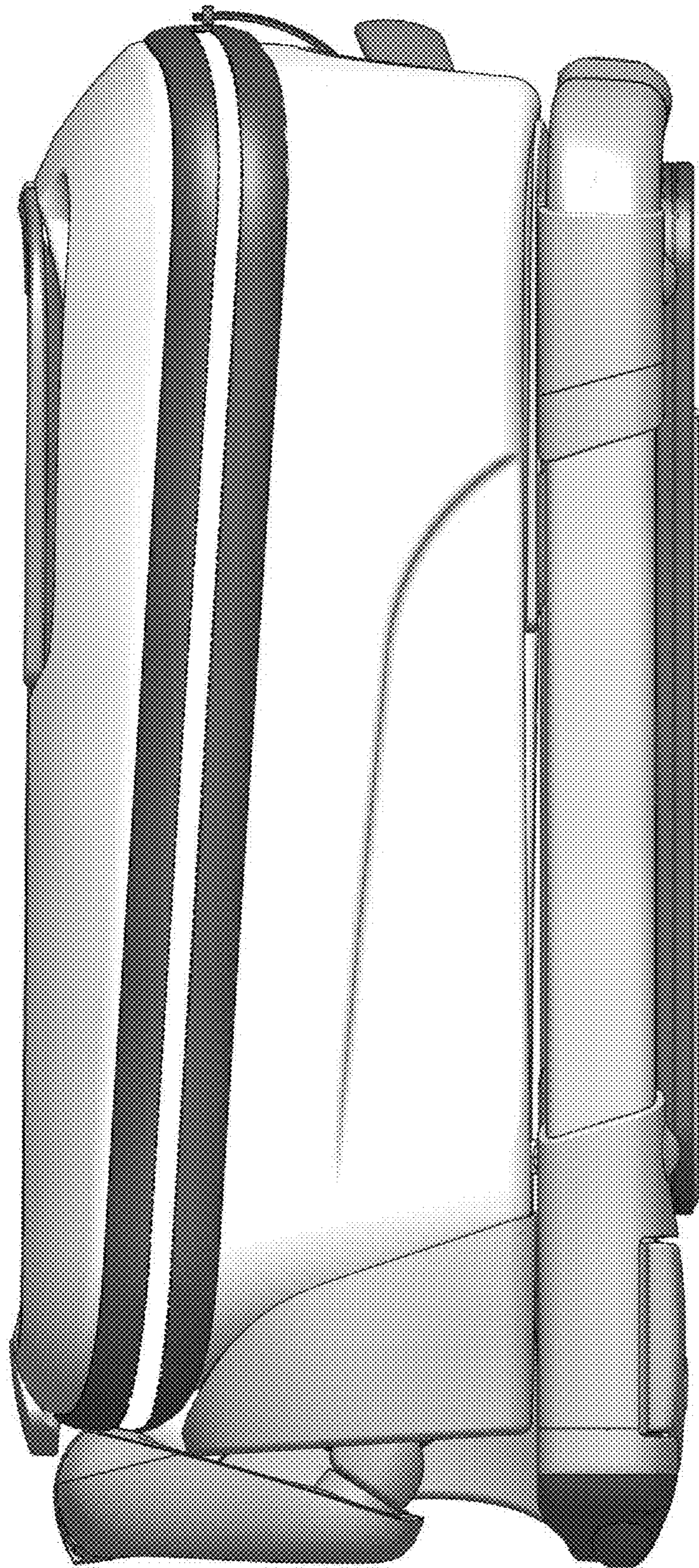


FIG. 4

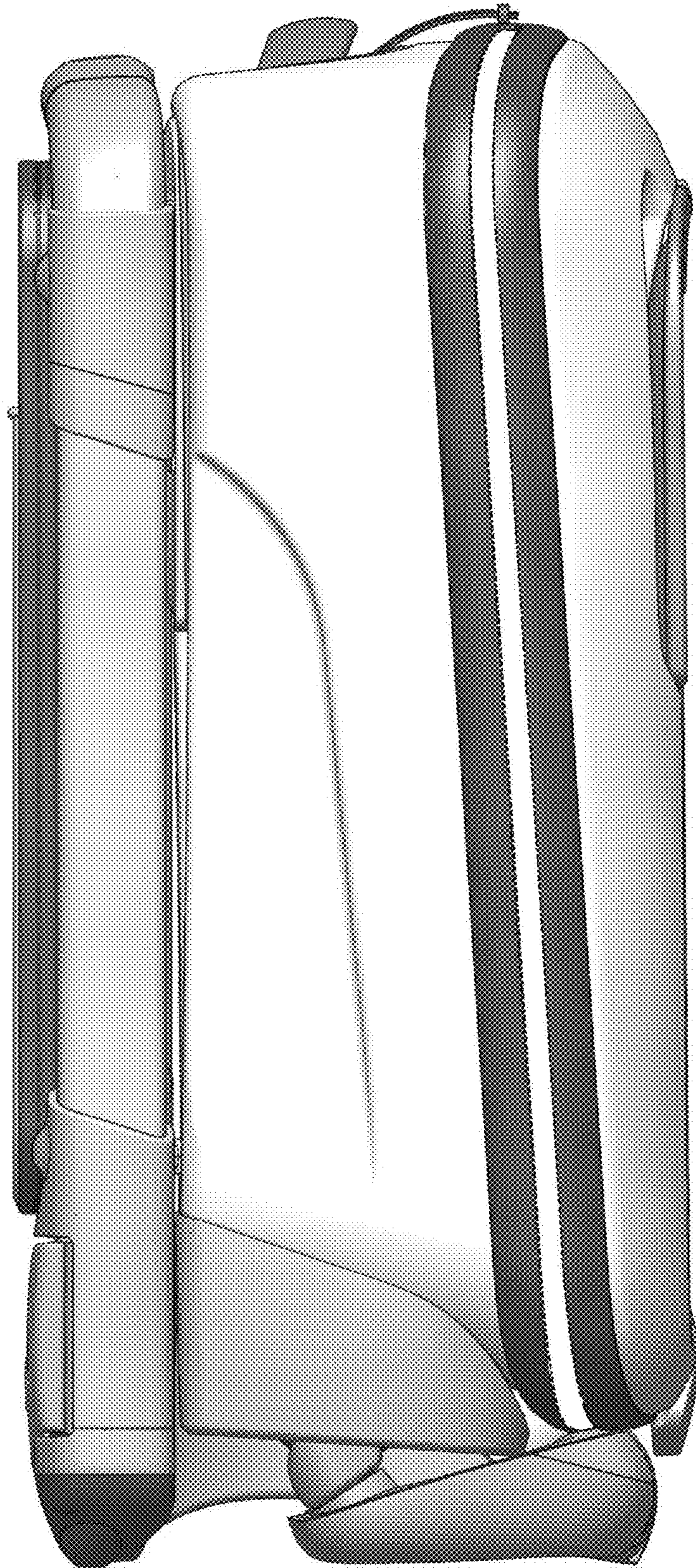


FIG. 5




FIG. 6




FIG. 7



FIG. 8




FIG. 9

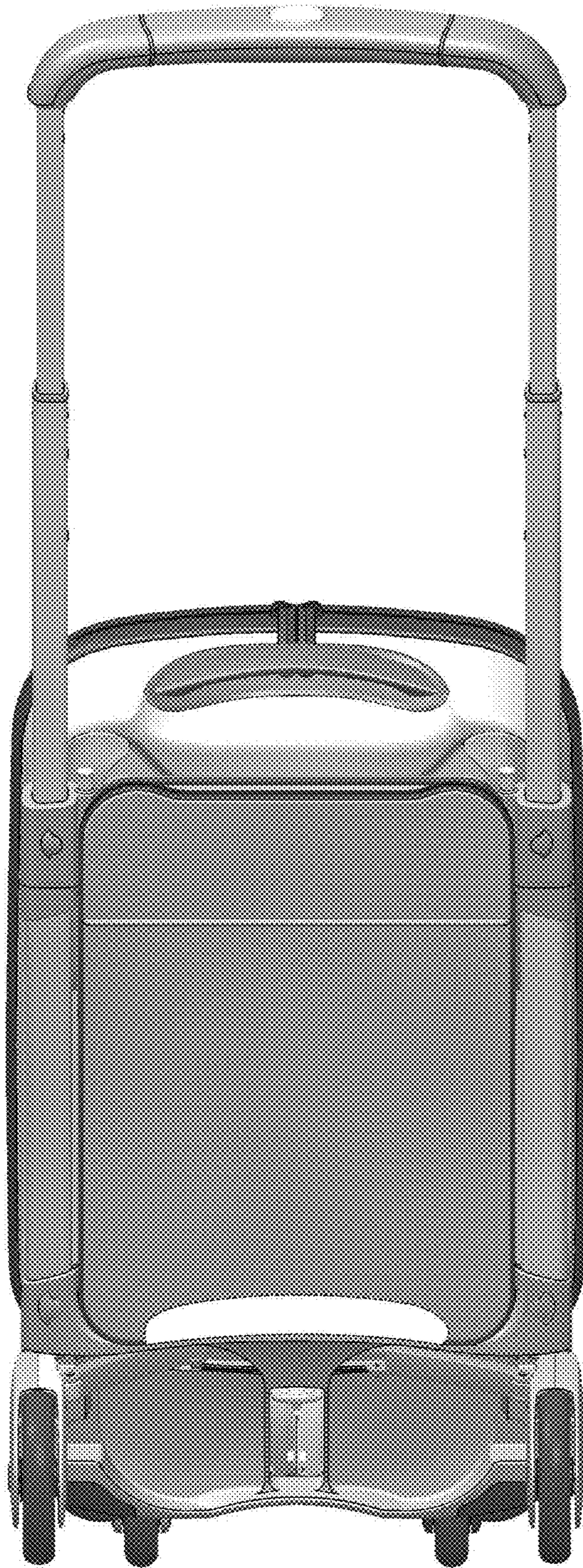


FIG. 10



FIG. 11



FIG. 12



FIG. 13




FIG. 14