



US00D811733S

(12) **United States Design Patent** (10) **Patent No.:** **US D811,733 S**
Barclay et al. (45) **Date of Patent:** **** Mar. 6, 2018**

(54) **DOCUMENT CASE**

(71) Applicant: **Paul Smith Group Holdings Limited**,
Nottingham (GB)

(72) Inventors: **Zoe Barclay**, London (GB); **Sara Lopez**, London (GB); **Rosie Davis**,
London (GB); **Tanya Chancellor**,
London (GB); **Andrew Stevenson**,
London (GB)

(73) Assignee: **PAUL SMITH GROUP HOLDINGS LIMITED**, Nottingham (GB)

(**) Term: **15 Years**

(21) Appl. No.: **29/585,576**

(22) Filed: **Nov. 28, 2016**

Related U.S. Application Data

(62) Division of application No. 29/520,191, filed on Mar. 12, 2015, now Pat. No. Des. 781,581.

(30) **Foreign Application Priority Data**

Sep. 12, 2014 (EM) 002536904-0001
Sep. 12, 2014 (EM) 002536904-0002
Sep. 12, 2014 (EM) 002536904-0003
Sep. 12, 2014 (EM) 002536904-0004
Sep. 12, 2014 (EM) 002536904-0005
Sep. 12, 2014 (EM) 002536904-0006

(Continued)

(51) **LOC (11) Cl.** **03-01**

(52) **U.S. Cl.**
USPC **D3/232**

(58) **Field of Classification Search**

USPC D3/232, 247, 248-253

(Continued)

(56) **References Cited**

U.S. PATENT DOCUMENTS

D695,011 S * 12/2013 Morszeck D3/247
D695,012 S * 12/2013 Morszeck D3/247

OTHER PUBLICATIONS

Railway Pattern Design created by Tom Emerson, Stephanie Macdonald and John Ross.

(Continued)

Primary Examiner — Holly H Baynham

(74) *Attorney, Agent, or Firm* — Epstein Drangel LLP;
Robert L. Epstein

(57) **CLAIM**

The ornamental design for a document case, as shown and described.

DESCRIPTION

FIG. 1 is a perspective view showing the front, right side and top of a preferred embodiment of our design for a document case;

FIG. 2 is a perspective view showing the front, left side and bottom of the preferred embodiment of our design for a document case;

FIG. 3 is a front elevation view of the preferred embodiment of our design for a document case;

FIG. 4 is a rear elevation view of the preferred embodiment of our design for a document case;

FIG. 5 is a left side elevation view of the preferred embodiment of our design for a document case;

FIG. 6 is a right side elevation view of the preferred embodiment of our design for a document case;

FIG. 7 is a top plan view of the preferred embodiment of the preferred embodiment of our design for a document case; and,

(Continued)



FIG. 8 is a bottom plan view of the preferred embodiment of our design for a document case.

The shape of the zipper pull depicted in the drawings in broken lines does not constitute part of the claimed design.

1 Claim, 6 Drawing Sheets

(30) **Foreign Application Priority Data**

Sep. 12, 2014 (EM) 002536904-0007
Sep. 12, 2014 (EM) 002536904-0008
Sep. 12, 2014 (EM) 002536904-0009
Sep. 12, 2014 (EM) 002536904-0010
Sep. 12, 2014 (EM) 002536904-0011
Sep. 12, 2014 (EM) 002536904-0012

(58) **Field of Classification Search**

CPC A45C 1/06; A45C 3/08
See application file for complete search history.

(56) **References Cited**

OTHER PUBLICATIONS

Railway Pattern Design created by Tom Emerson, Stephanie Macdonald and John Ross, created at least as early as May 22, 2014.

* cited by examiner



FIG. 1

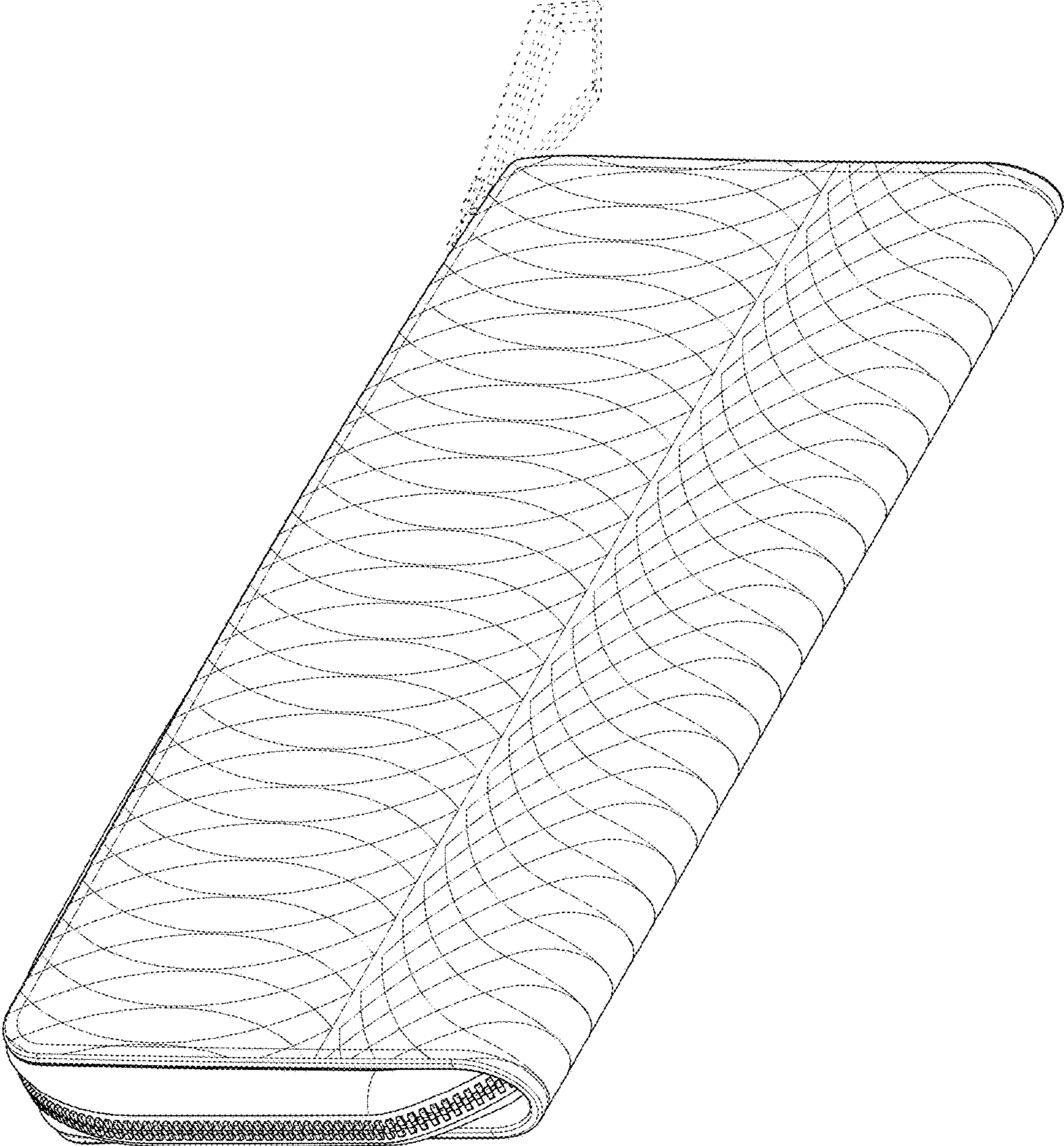


FIG. 2

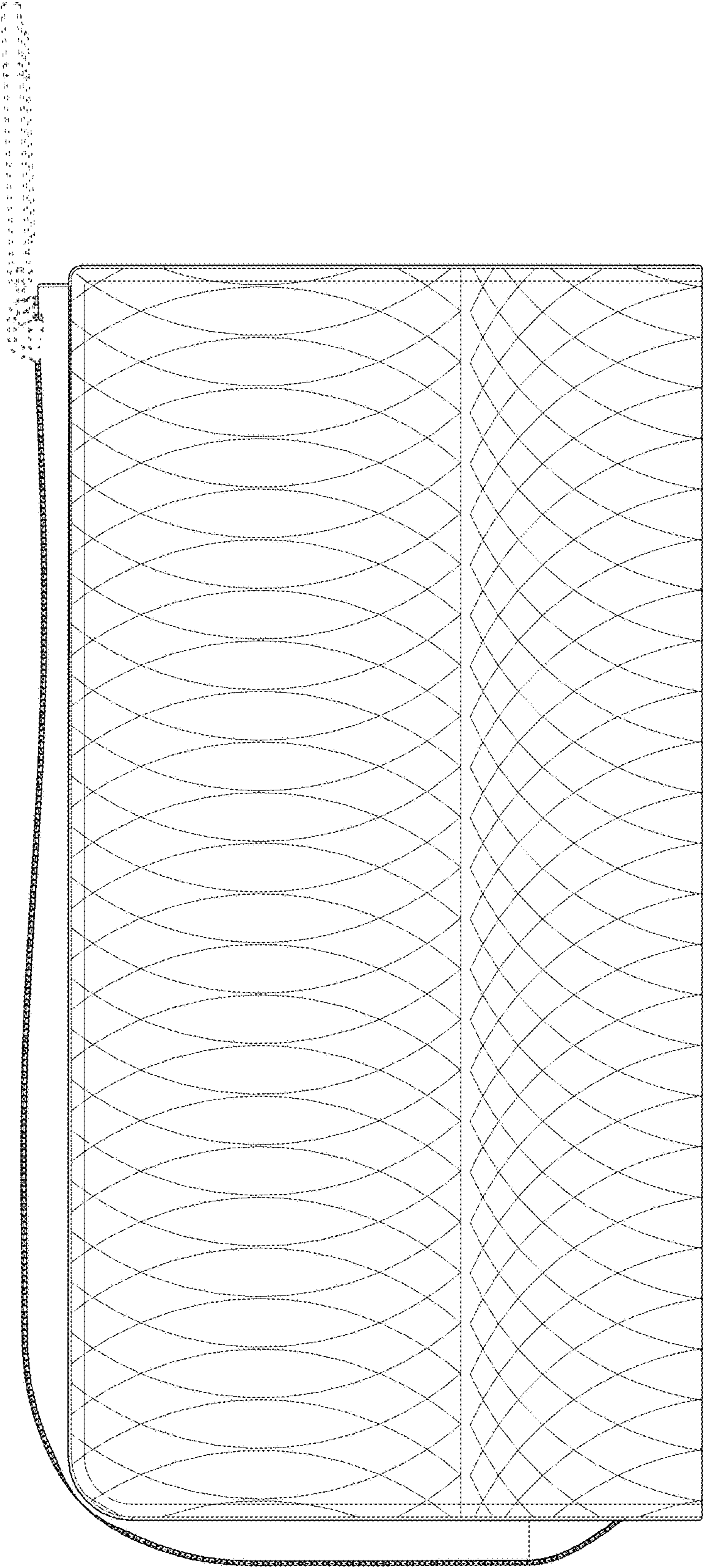


FIG. 3

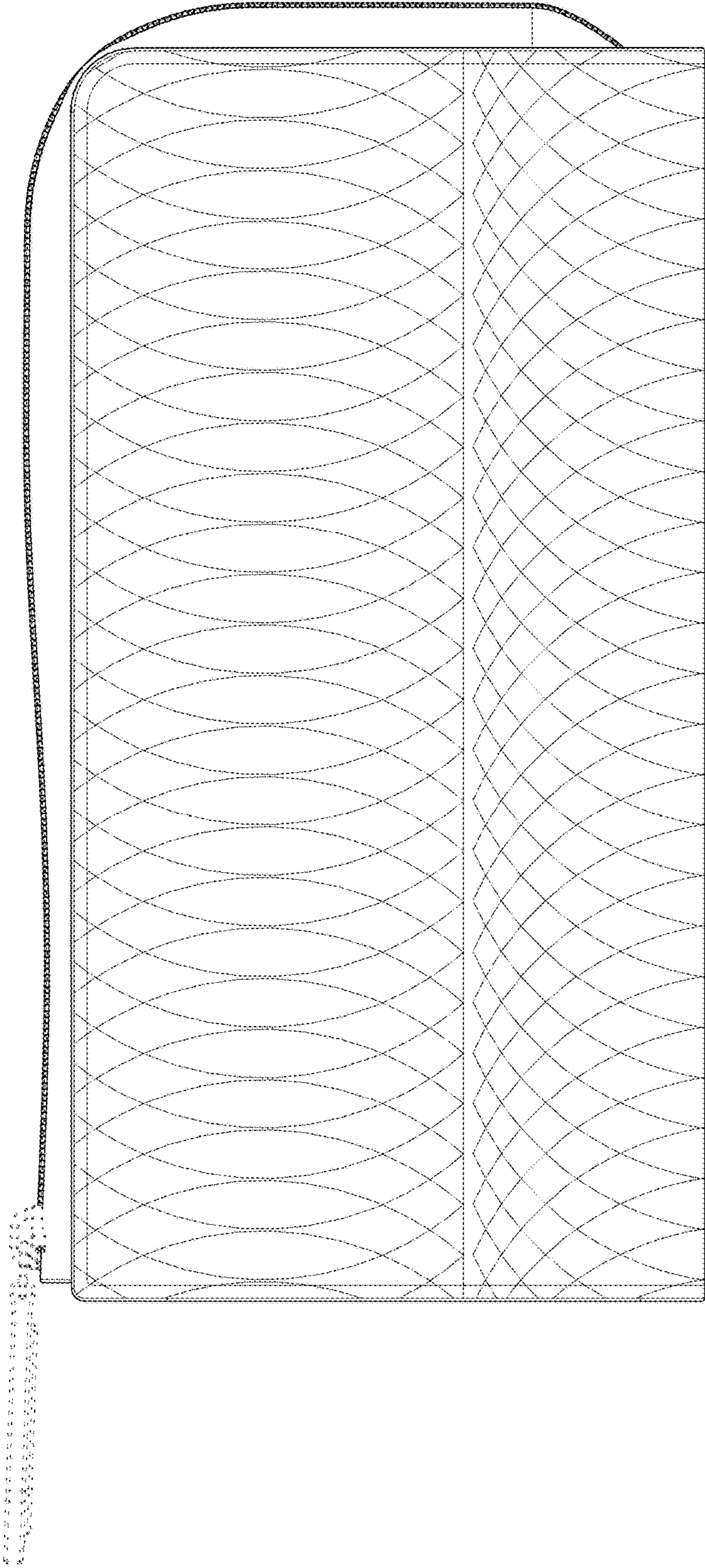


FIG. 4

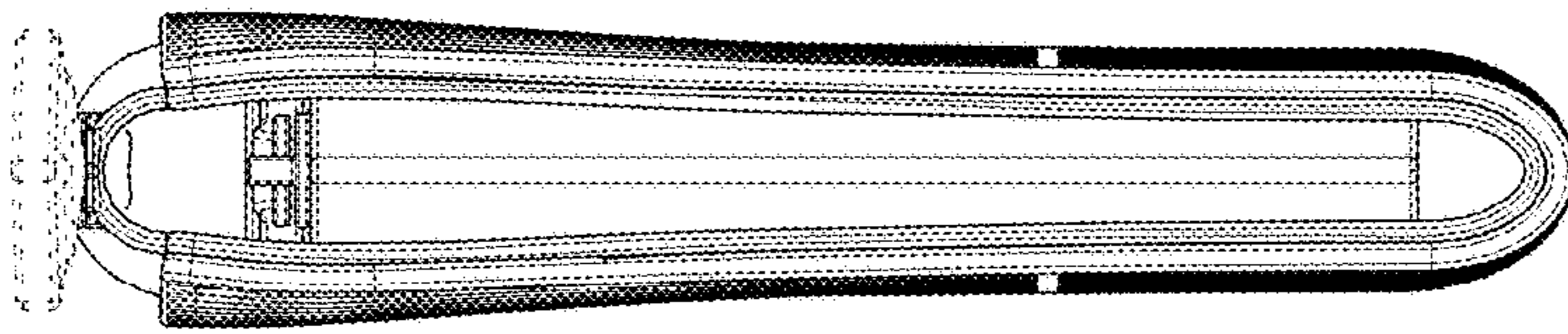


FIG. 5

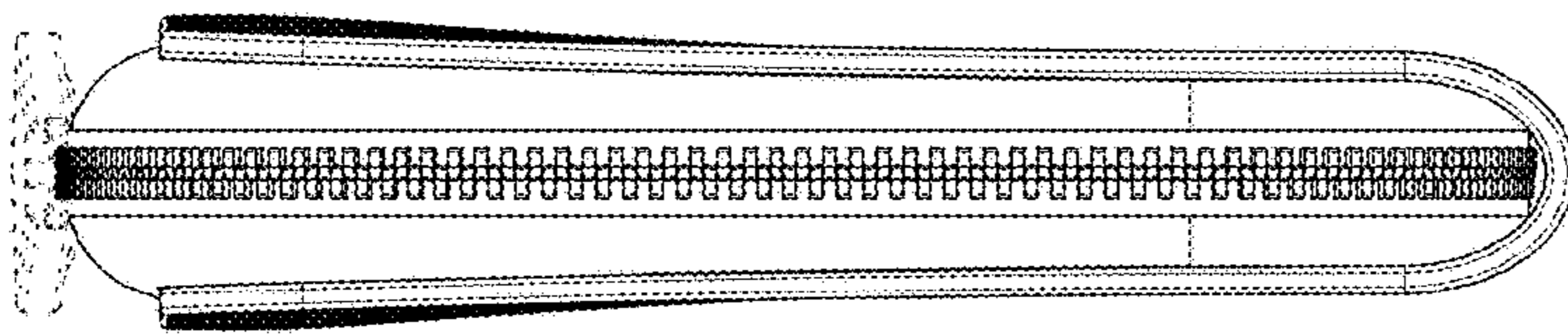


FIG. 6

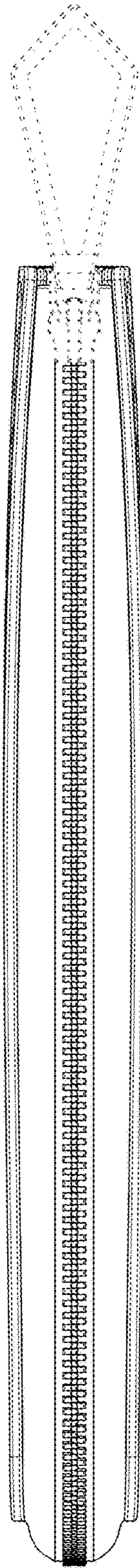


FIG. 7

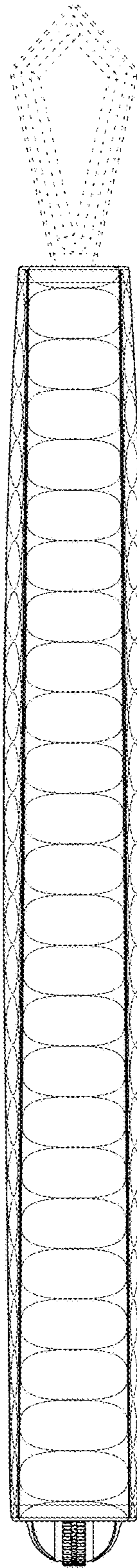


FIG. 8