



US00D811724S

(12) **United States Design Patent**  
**Lee et al.**

(10) **Patent No.:** **US D811,724 S**  
(45) **Date of Patent:** **\*\* Mar. 6, 2018**

- (54) **M-SHAPED KEYCHAIN**
- (71) Applicant: **Kikkerland Design, Inc.**, New York, NY (US)
- (72) Inventors: **Jaeyu Lee**, New York, NY (US); **Jan Habraken**, New York, NY (US)
- (73) Assignee: **Kikkerland Design, Inc.**, New York, NY (US)
- (\*\*) Term: **15 Years**

D80,784 S *	3/1930	Flaxman	.....	D11/116
D97,840 S *	12/1935	Chernow	.....	D18/24
2,202,397 A *	5/1940	Owen	.....	G09F 13/26 264/131
D503,210 S *	3/2005	Sharma	.....	D22/112
D515,454 S *	2/2006	Shah	.....	D11/61
D556,080 S *	11/2007	Day	.....	D11/86
D557,492 S *	12/2007	Lecut	.....	D3/211
D560,481 S *	1/2008	Dinger	.....	D8/395
D668,176 S *	10/2012	Kreuzer	.....	D11/125
D708,844 S *	7/2014	Wu	.....	D3/211
D760,619 S *	7/2016	Gabriel	.....	D11/61
D780,050 S *	2/2017	Gabriel	.....	D11/61

- (21) Appl. No.: **29/565,373**
- (22) Filed: **May 19, 2016**
- (51) **LOC (11) Cl.** ..... **03-01**
- (52) **U.S. Cl.**  
USPC ..... **D3/211**
- (58) **Field of Classification Search**  
USPC ..... D11/1-2, 14, 26-29, 89-92, 44, 48, 81,  
D11/99, 116, 61; 63/26-28, 32;  
D3/207-212; D8/16, 38, 347, 348, 395;  
70/456 B, 457, 458, 456 R; 206/37.1, 37;  
D14/434, 435, 435.1, 436, 439, 480.3,  
D14/480.1, 480.5, 480.7; D24/174, 173,  
D24/480.3  
CPC ..... A45C 11/32; A47G 29/10; A44B 15/00  
See application file for complete search history.

\* cited by examiner

*Primary Examiner* — Ralf T Seifert

(74) *Attorney, Agent, or Firm* — Charles H Jew

(57) **CLAIM**

The ornamental design for a M-shaped keychain, as shown and described.

**DESCRIPTION**

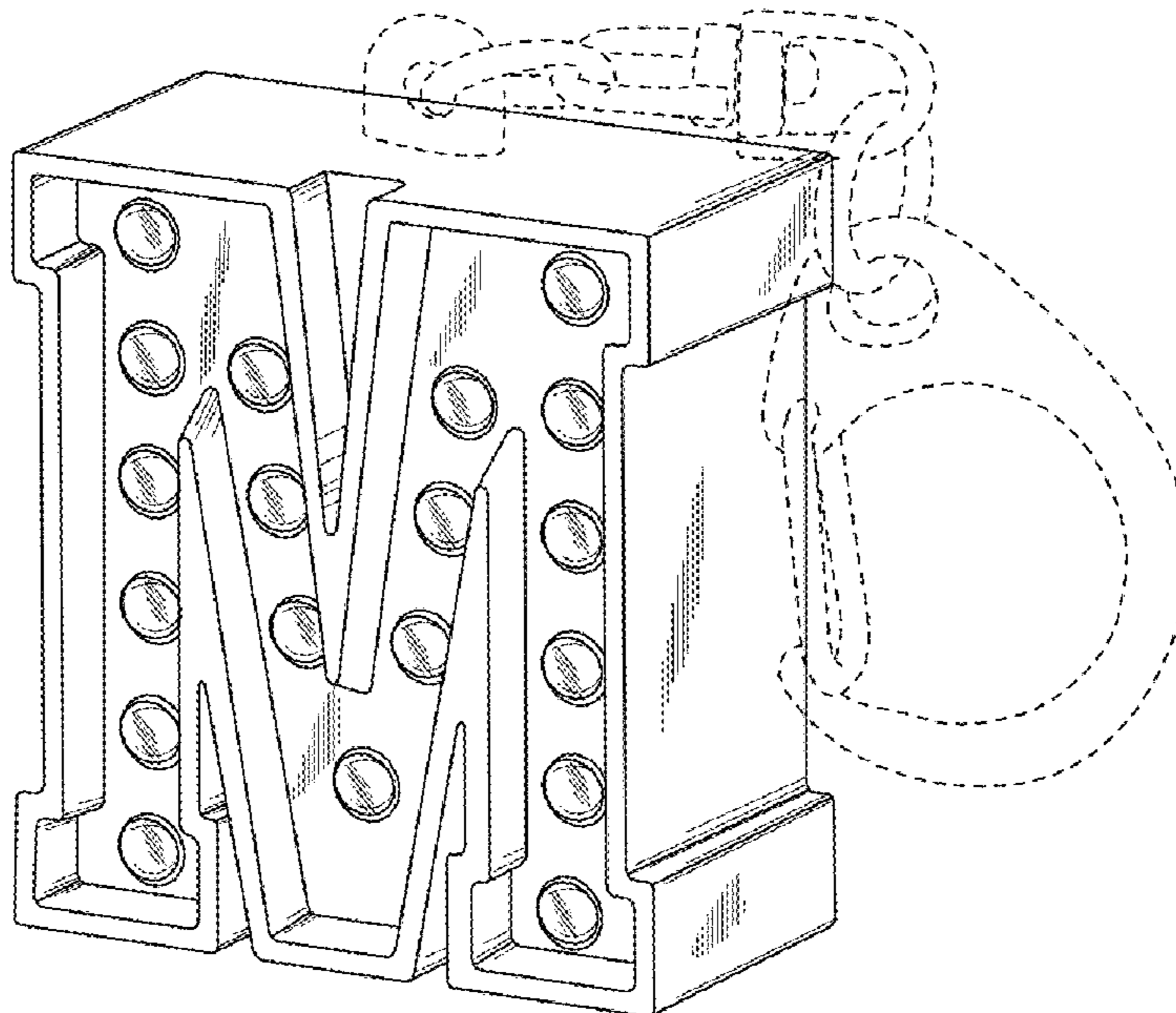
FIG. 1 is a front elevational view of the M-shaped keychain showing our design;  
 FIG. 2 is a rear elevational view thereof;  
 FIG. 3 is a right side elevational view thereof;  
 FIG. 4 is a left side elevational view thereof;  
 FIG. 5 is a bottom plan view thereof;  
 FIG. 6 is a top plan view thereof; and,  
 FIG. 7 is a front perspective thereof.  
 The broken lines are included for the purpose of illustrating portions of the M-shaped keychain that form no part of the claimed design.

(56) **References Cited**

U.S. PATENT DOCUMENTS

D14,485 S *	12/1883	Wood	.....	D11/61
D39,985 S *	5/1909	Dickinson	.....	D11/116
D40,516 S *	2/1910	Gaynor	.....	D11/116

**1 Claim, 2 Drawing Sheets**



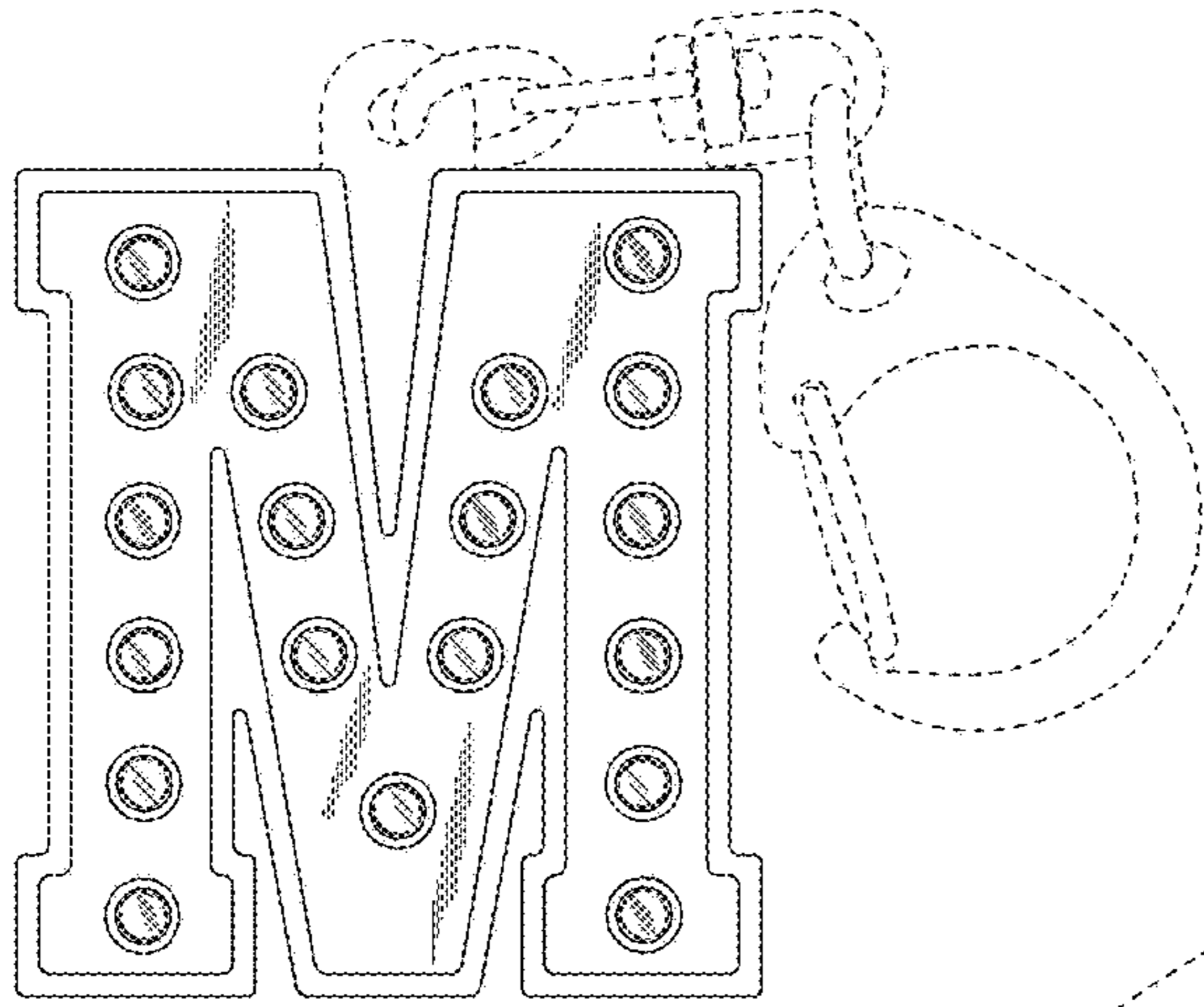


FIG. 1

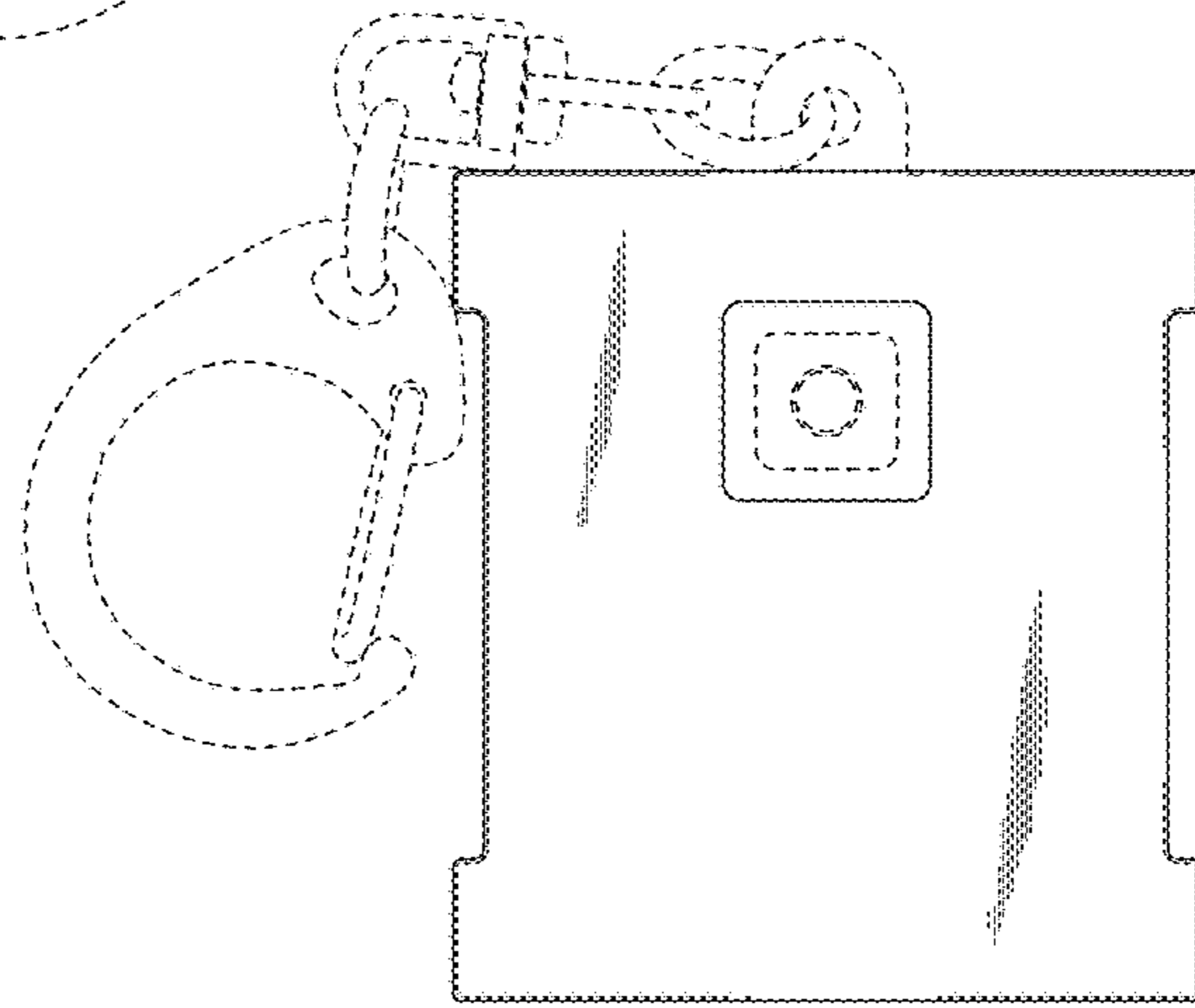


FIG. 2

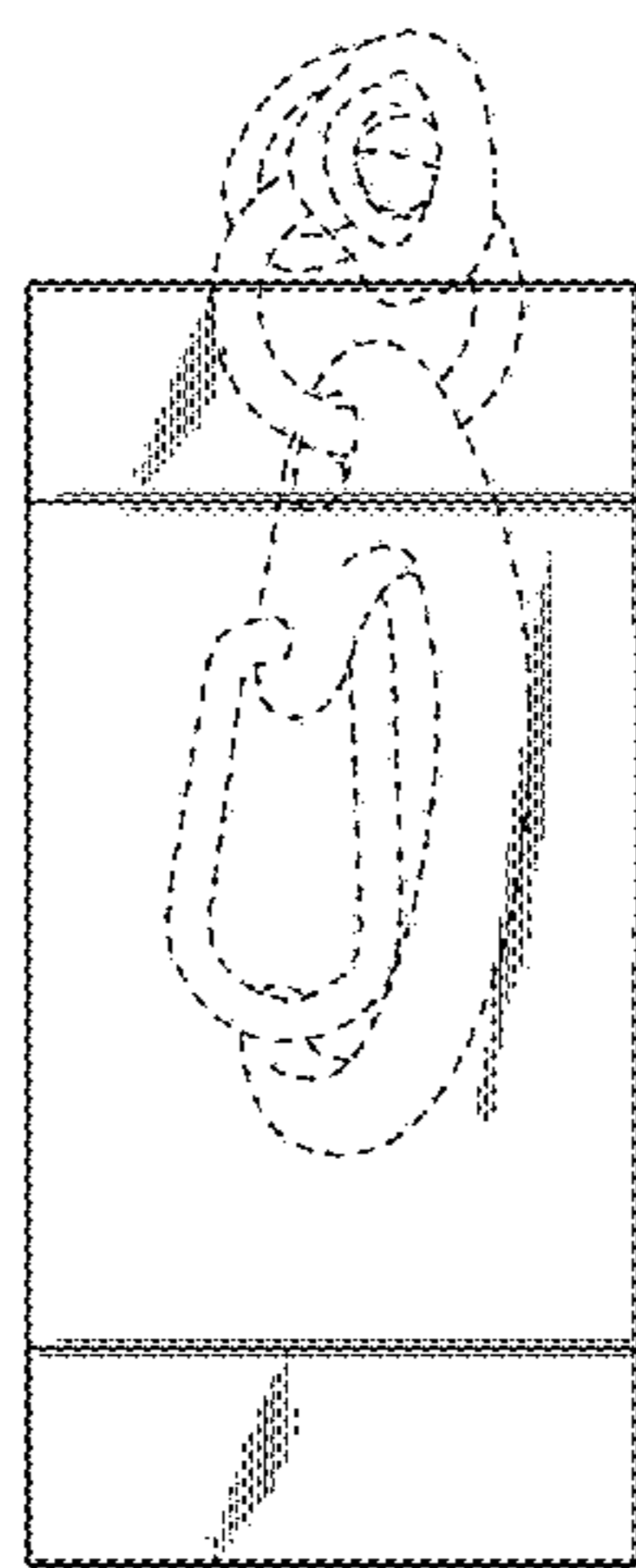


FIG. 3

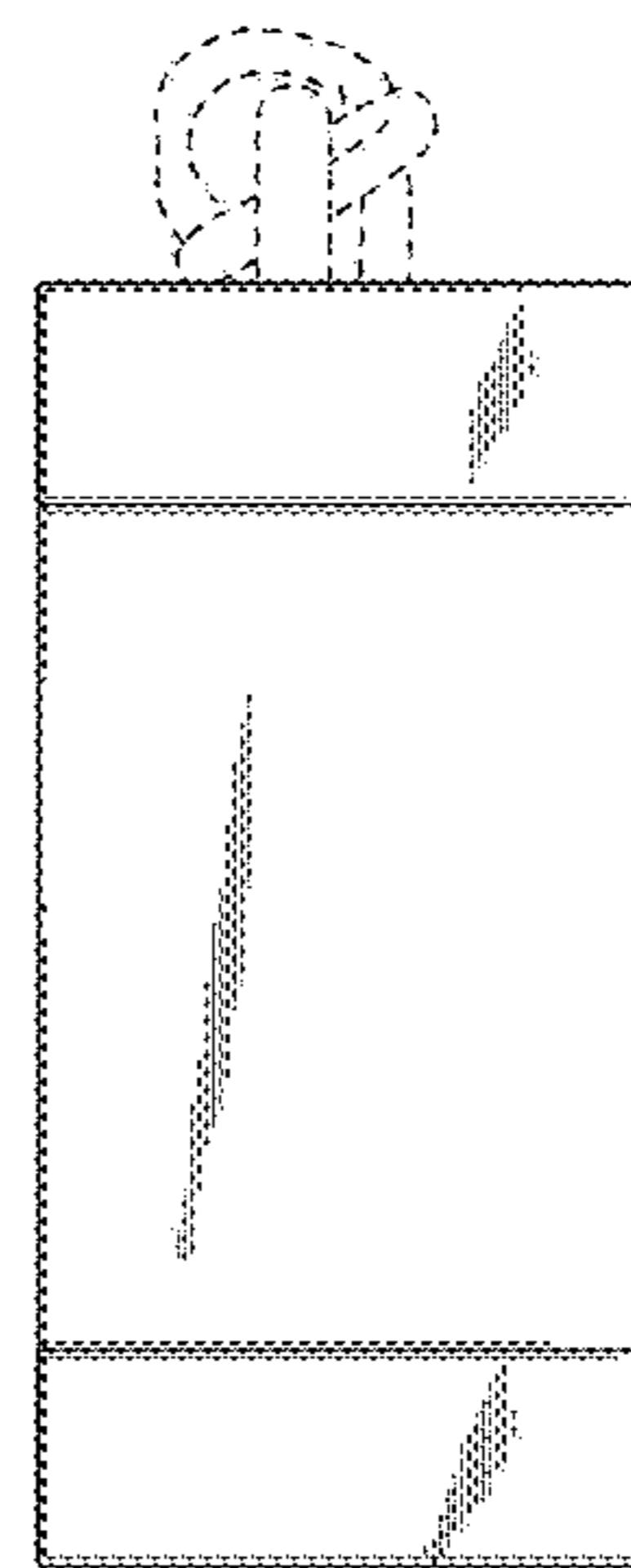
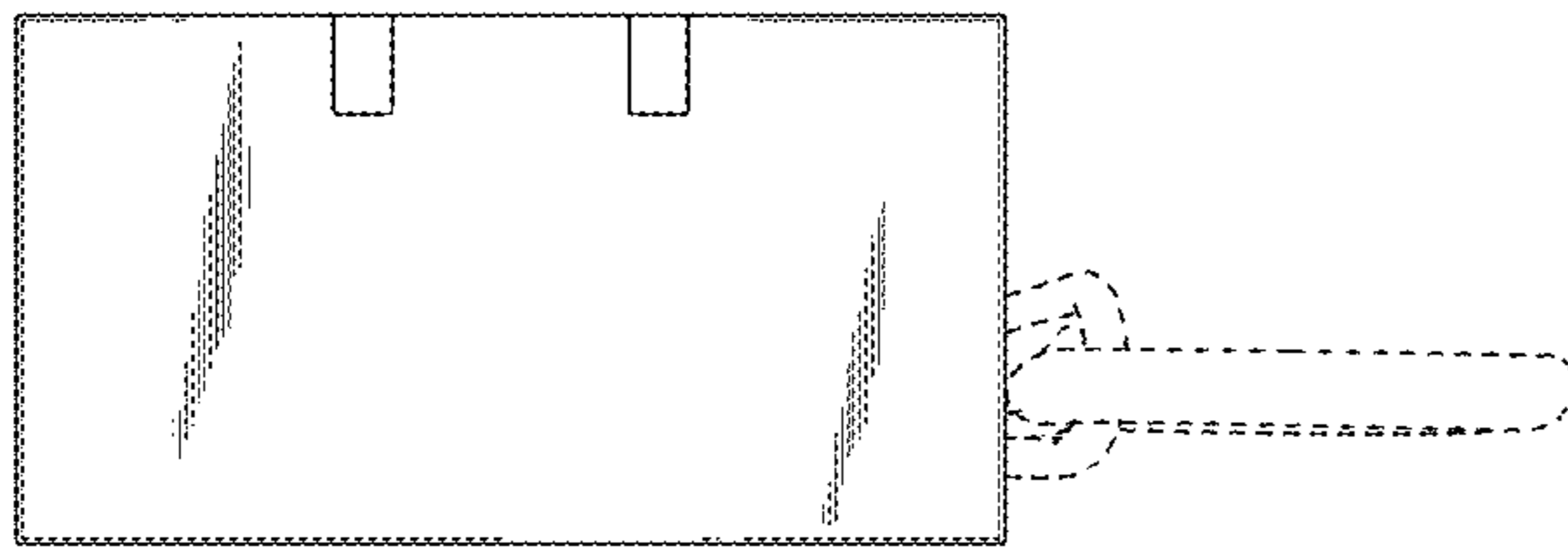
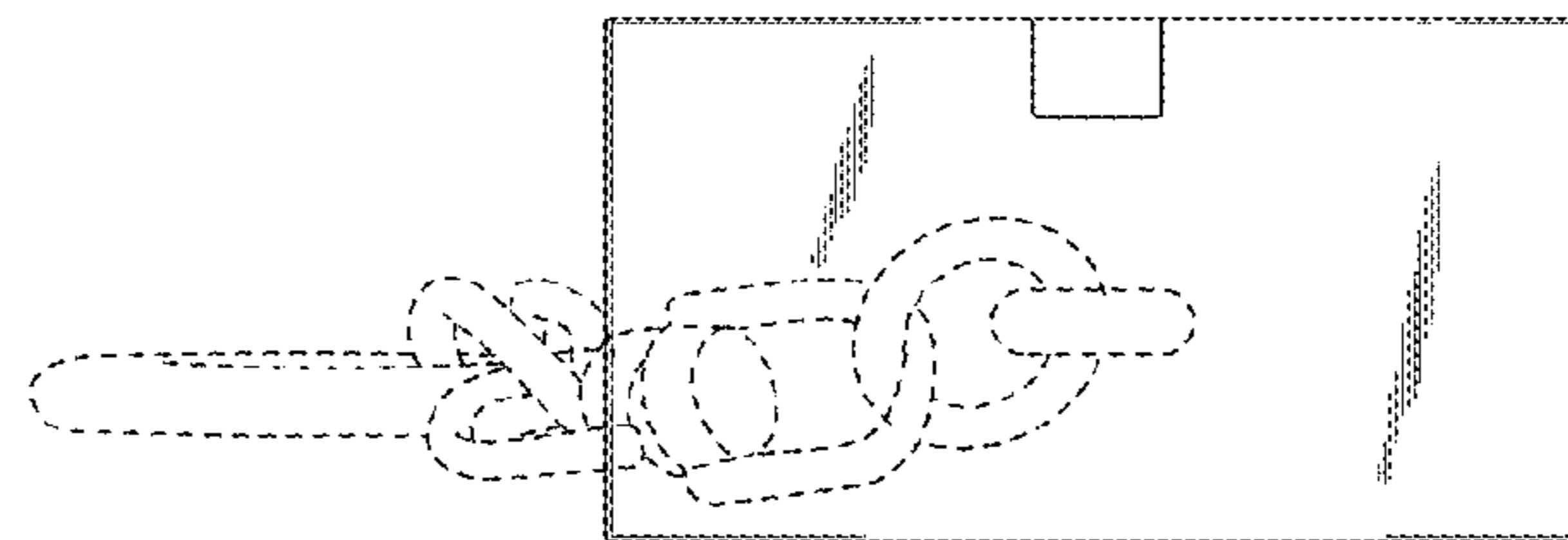


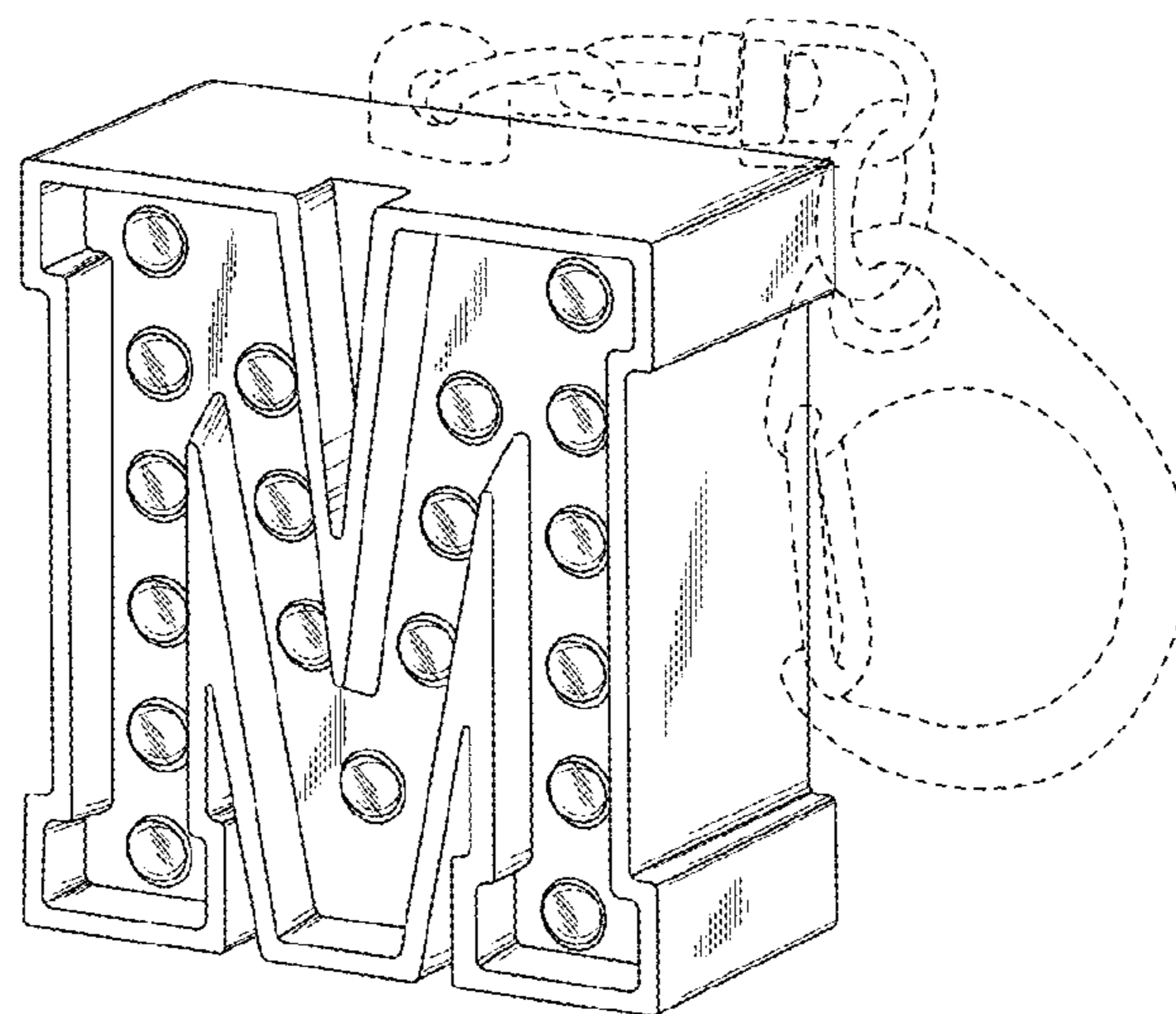
FIG. 4



**FIG. 5**



**FIG. 6**



**FIG. 7**