



US00D811717S

(12) **United States Design Patent**  
**Guest et al.**

(10) **Patent No.:** **US D811,717 S**  
(45) **Date of Patent:** **\*\* Mar. 6, 2018**

- (54) **SHOE**
- (71) Applicant: **NIKE, Inc.**, Beaverton, OR (US)
- (72) Inventors: **Stefan E. Guest**, Portland, OR (US);  
**Olivier Henrichot**, Lake Oswego, OR (US)
- (73) Assignee: **NIKE, Inc.**, Beaverton, OR (US)
- (\*\*) Term: **15 Years**
- (21) Appl. No.: **29/610,883**
- (22) Filed: **Jul. 17, 2017**

D432,292 S	10/2000	Kim	
D511,617 S	11/2005	Matis	
D514,297 S	2/2006	Matis et al.	
D516,783 S *	3/2006	Chu	D2/946
D534,332 S	1/2007	McClaskie	
D536,162 S	2/2007	McClaskie	
D579,649 S *	11/2008	McDowell	D2/970
D636,567 S	4/2011	Raysse	
D653,842 S	2/2012	Weiss	
D655,483 S	3/2012	Portzline	
D661,879 S	6/2012	Raysse	
D662,698 S	7/2012	Pulli et al.	
D663,927 S	7/2012	Teng-Lee	
D671,306 S	11/2012	Tzenos	

(Continued)

**Related U.S. Application Data**

- (63) Continuation of application No. 29/586,119, filed on Nov. 30, 2016.
- (51) **LOC (11) Cl.** ..... **02-04**
- (52) **U.S. Cl.**  
USPC ..... **D2/972**
- (58) **Field of Classification Search**  
USPC ..... D2/896, 898, 900, 902-908, 923, 969,  
D2/972-974  
CPC .... A43B 3/00; A43B 3/14; A43B 3/16; A43B  
3/10  
See application file for complete search history.

**References Cited**

**U.S. PATENT DOCUMENTS**

D265,018 S	6/1982	Vernonet	
D265,435 S *	7/1982	Vernonet	D2/908
D266,285 S *	9/1982	Vernonet	D2/908
D266,968 S	11/1982	Railton	
D291,501 S	8/1987	Tong	
D404,896 S	2/1999	Cooper	
D412,235 S	7/1999	Taylor et al.	
D415,607 S	10/1999	Merceron	
D421,830 S	3/2000	Rohrbach et al.	
D430,723 S	9/2000	Kim	

**OTHER PUBLICATIONS**

Nike Footwear Catalog, 2017 Spring General Footwear Footwear NA, p. 65, published Aug. 1, 2014, NIKE, Inc., USA.

*Primary Examiner* — Holly H Baynham

*Assistant Examiner* — Rashida C. Walshon

(74) *Attorney, Agent, or Firm* — Banner & Witcoff, Ltd.

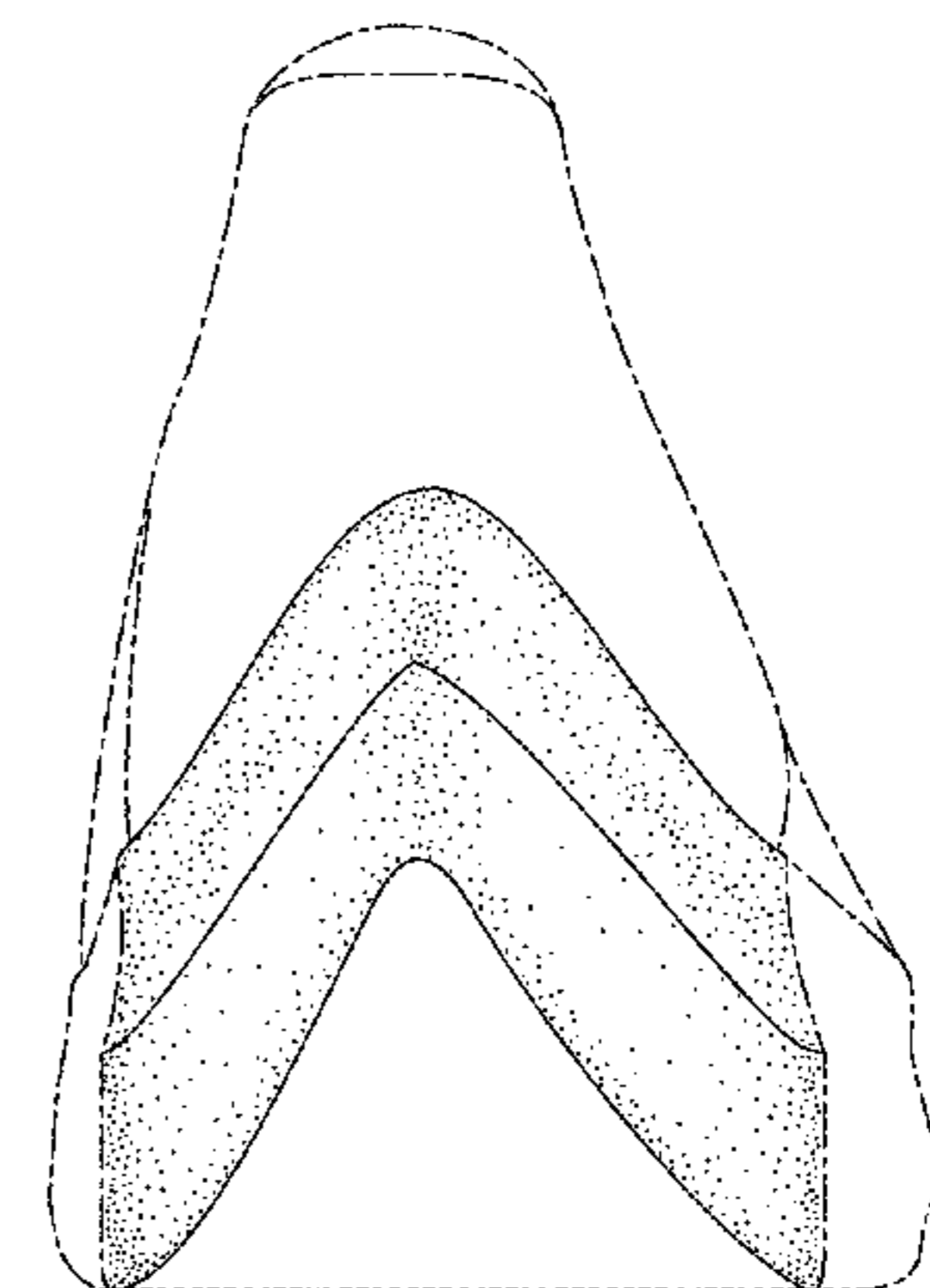

**CLAIM**

(57) The ornamental design for a shoe, as shown and described.

**DESCRIPTION**

FIG. 1 is a front perspective view of a shoe showing our new design;  
 FIG. 2 is a side view thereof;  
 FIG. 3 is an opposite side view thereof;  
 FIG. 4 is a rear view thereof; and,  
 FIG. 5 is a second front perspective view thereof.  
 The broken lines immediately adjacent to the shaded area define the bounds of the claimed design and form no part thereof. The broken lines showing the remainder of the shoe represent unclaimed subject matter and form no part of the claimed design.

**1 Claim, 5 Drawing Sheets**



(56)

**References Cited**

U.S. PATENT DOCUMENTS

D690,916 S	*	10/2013	Chang .....	D2/947
D692,217 S		10/2013	Fogg	
D699,929 S	*	2/2014	Restrepo .....	D2/915
D713,625 S		9/2014	Raasch	
D734,018 S		7/2015	Wright	
D737,040 S		8/2015	Pauk	
D746,560 S		1/2016	Verfl	
D756,620 S		5/2016	Boys	
D762,056 S		7/2016	Fullum	
D762,964 S		8/2016	Nyssen	
D763,564 S		8/2016	Nyssen	
D768,969 S		10/2016	Boys	
D770,740 S		11/2016	Teteriatnikov	
D778,551 S		2/2017	Pauk	
D789,054 S		6/2017	Shyllon	
D789,055 S		6/2017	Parrett	

\* cited by examiner

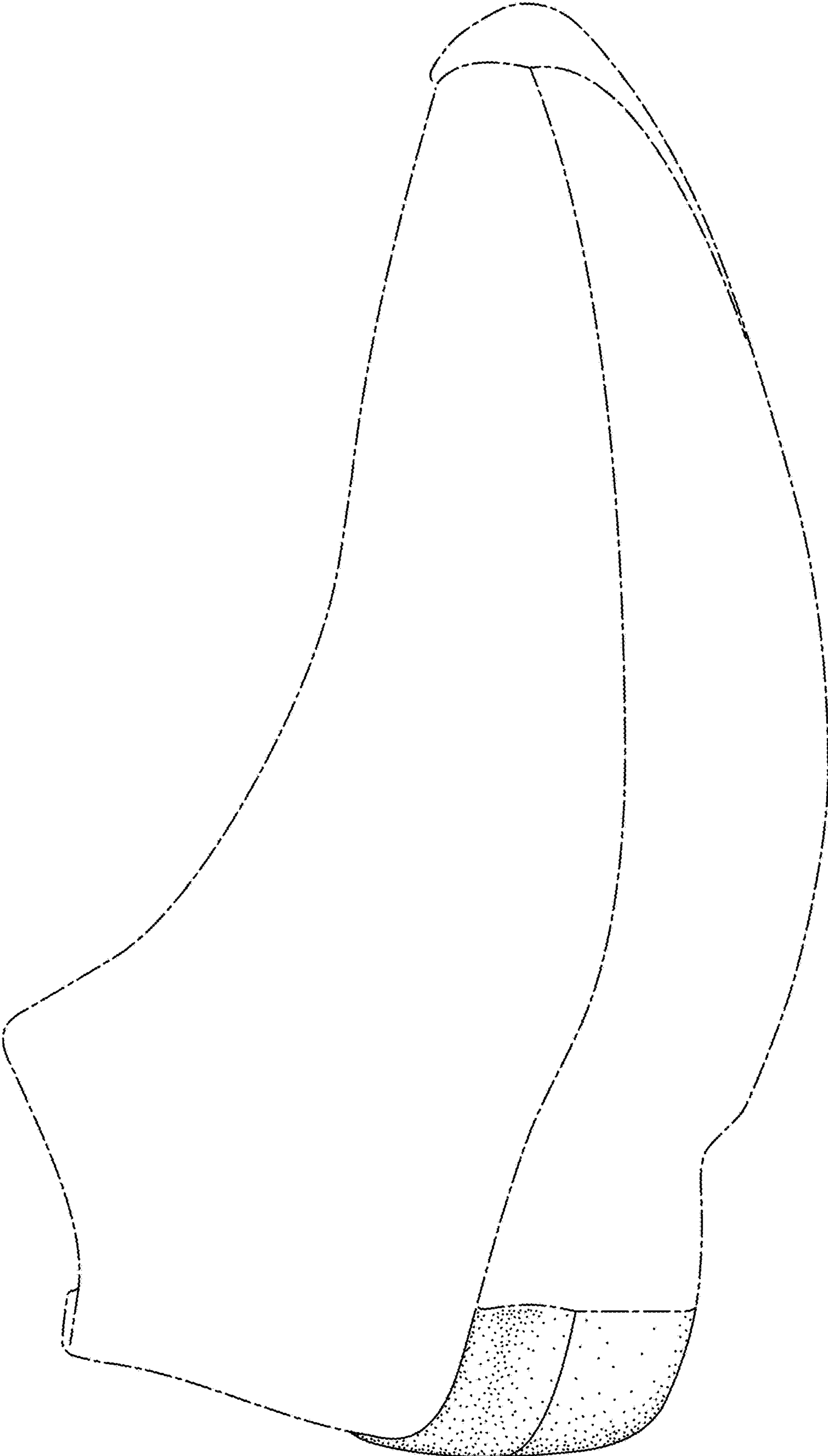


FIG. 1

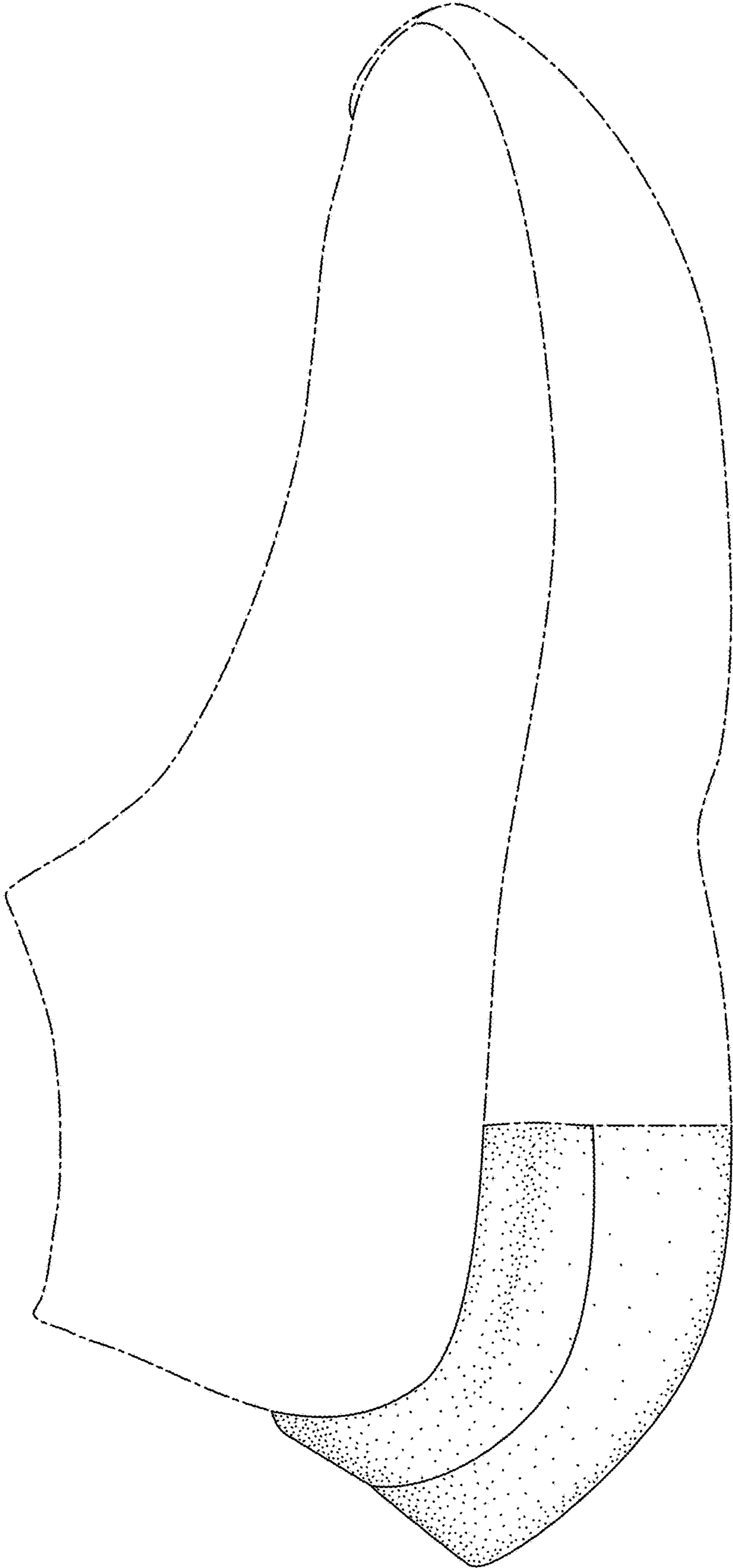


FIG. 2

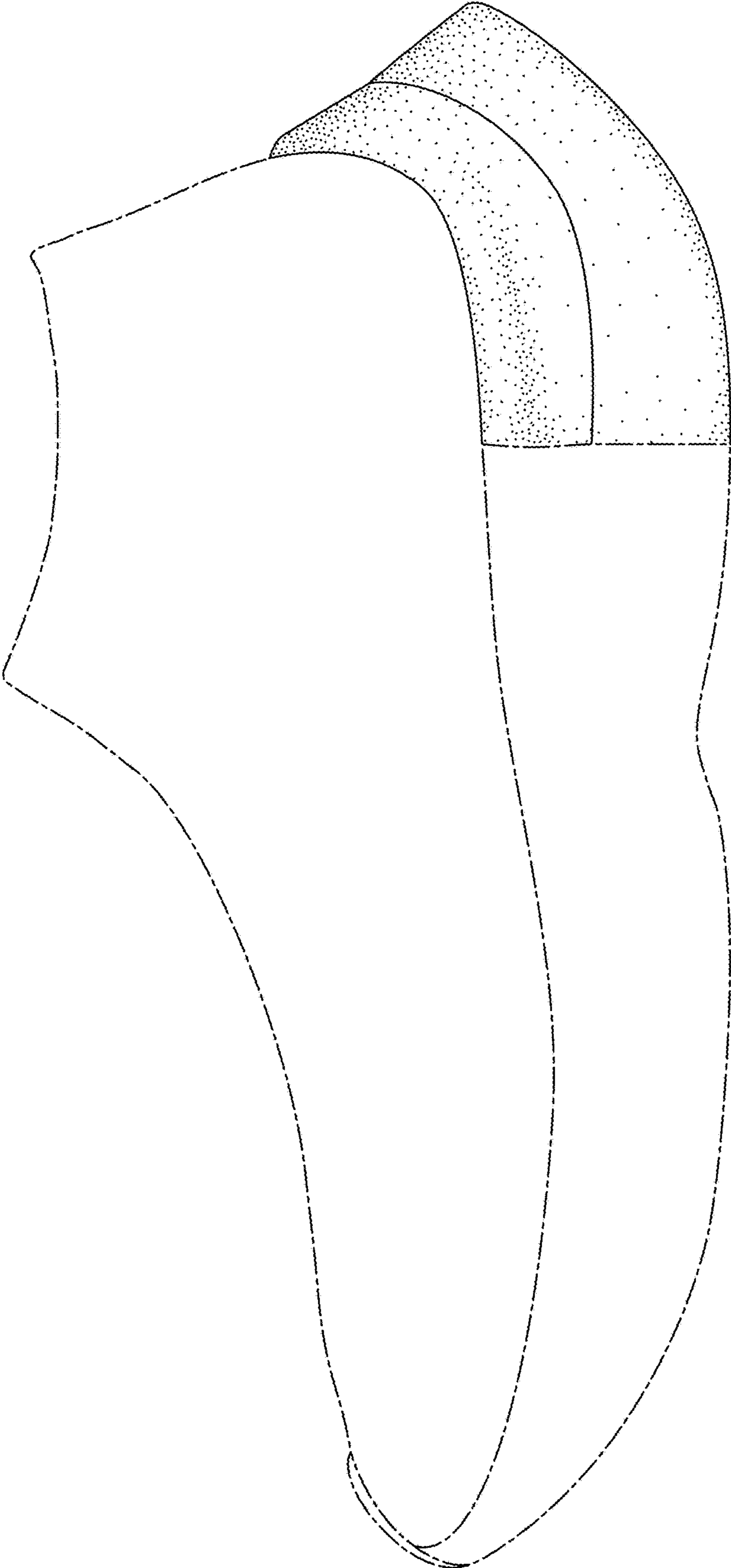


FIG. 3

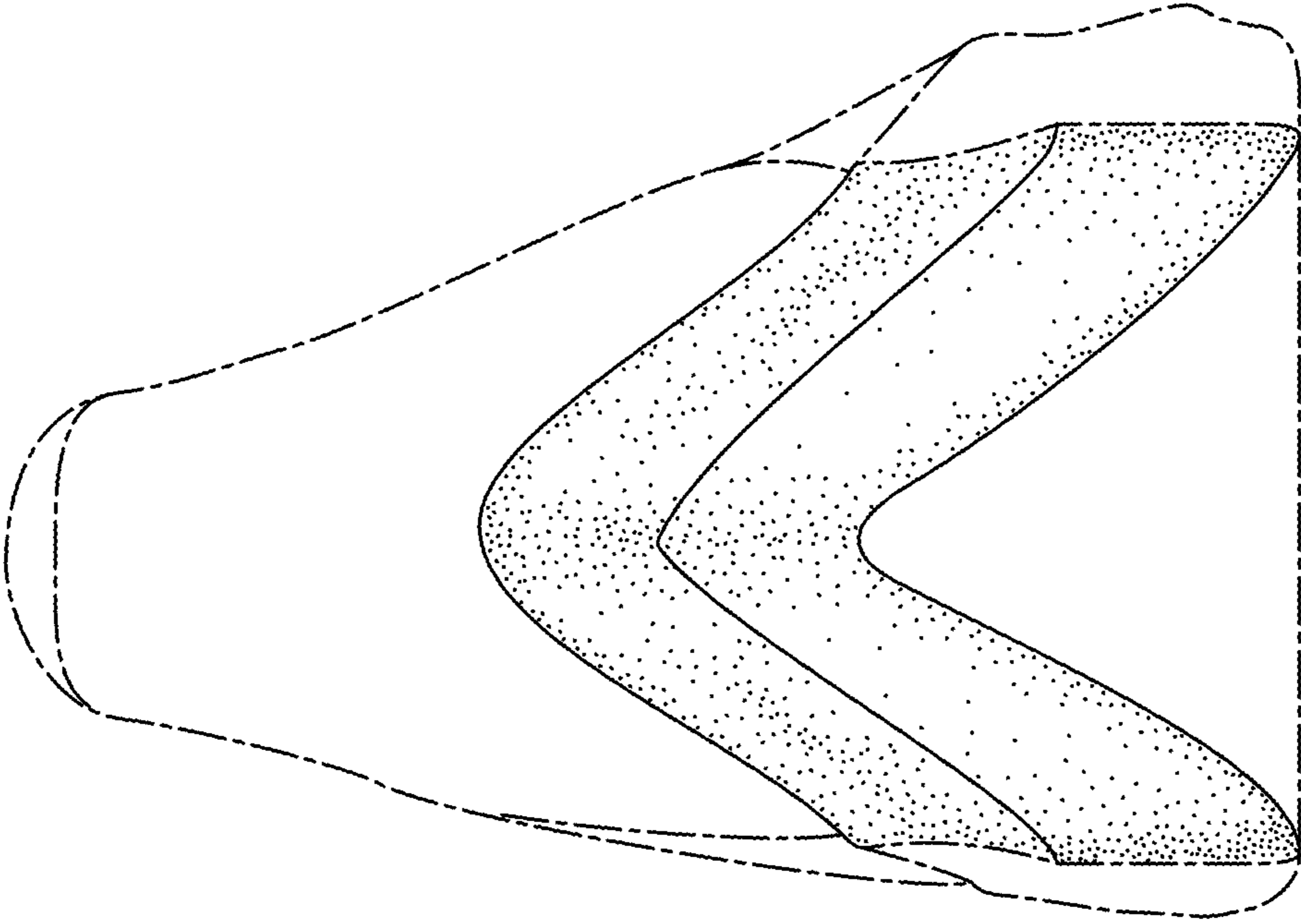


FIG. 4

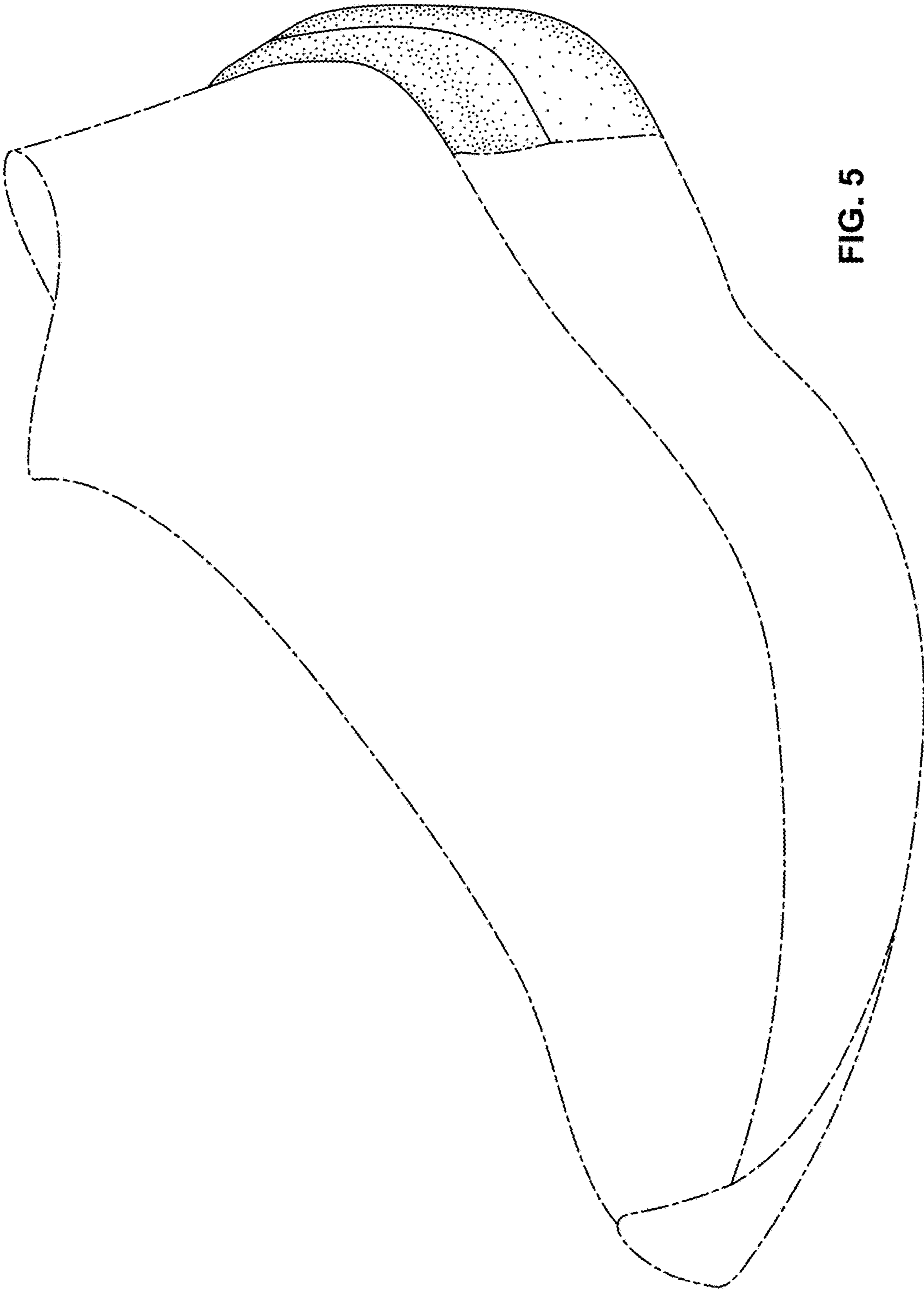


FIG. 5