



US00D811714S

(12) **United States Design Patent**
Ngene

(10) **Patent No.:** **US D811,714 S**
(45) **Date of Patent:** **** Mar. 6, 2018**

(54) **SHOE UPPER**

(71) Applicant: **NIKE, Inc.**, Beaverton, OR (US)

(72) Inventor: **David Ngene**, Portland, OR (US)

(73) Assignee: **NIKE, Inc.**, Beaverton, OR (US)

(**) Term: **15 Years**

(21) Appl. No.: **29/566,561**

(22) Filed: **May 31, 2016**

(51) **LOC (11) Cl.** **02-99**

(52) **U.S. Cl.**
USPC **D2/972**

(58) **Field of Classification Search**

USPC D2/902, 906-908, 944, 969, 972-974;
D5/7, 15, 46, 47, 49

CPC ... A43B 13/181; A43B 13/141; A43B 13/186;
A43B 13/188; A43B 23/00; A43B 23/02;
A43B 5/00; A43B 23/26; A43B 1/04;
A43B 11/14; A43B 7/00; A43B 3/12

See application file for complete search history.

(56) **References Cited**

U.S. PATENT DOCUMENTS

D725,371 S *	3/2015	Amphyon	D2/972
D725,884 S *	4/2015	Amphyon	D2/972
D731,775 S *	6/2015	Bosomworth	D2/972
D782,176 S *	3/2017	Vega	D2/972
D790,193 S *	6/2017	Mueller	D2/972
D793,069 S *	8/2017	Jury	D2/972
D796,161 S *	9/2017	Ochipa	D2/969
D801,663 S *	11/2017	Kirschner	D2/969

OTHER PUBLICATIONS

Nike Training Introduces the Much-Anticipated Nike Metcon 1 [online], [retrieved Jan. 20, 2017], Retrieved from Internet <URL:

<<http://news.nike.com/news/nike-training-introduces-the-much-anticipated-metcon-1>>>; 4 color sheets, Dated Jan. 28, 2015.

Five Reasons Why the Nike Metcon 2 Rules the Gym [online], [Retrieved Jan. 20, 2017], Retrieved from Internet <URL: <<http://news.nike.com/news/five-reasons-why-the-nike-metcon-2-rules-the-gym>>>; 5 color sheets, Dated Jan. 21, 2016.

Nike's New Training Shoe Lets You Feel the Ground Beneath Your Feet [online], [retrieved Jan. 20, 2017], Retrieved from Internet <URL: <<http://www.complex.com/sneakers/2015/11/nike-free-trainer-1-0-chalk-for-your-feet>> >; 3 color sheets, Dated Nov. 4, 2015.

* cited by examiner

Primary Examiner — Dominic V Simone

(74) *Attorney, Agent, or Firm* — Banner & Witcoff, Ltd.

(57) **CLAIM**

The ornamental design for a shoe upper, as shown and described.

DESCRIPTION

FIG. 1 is a rear perspective view of a shoe upper showing my new design;

FIG. 2 is a side view thereof;


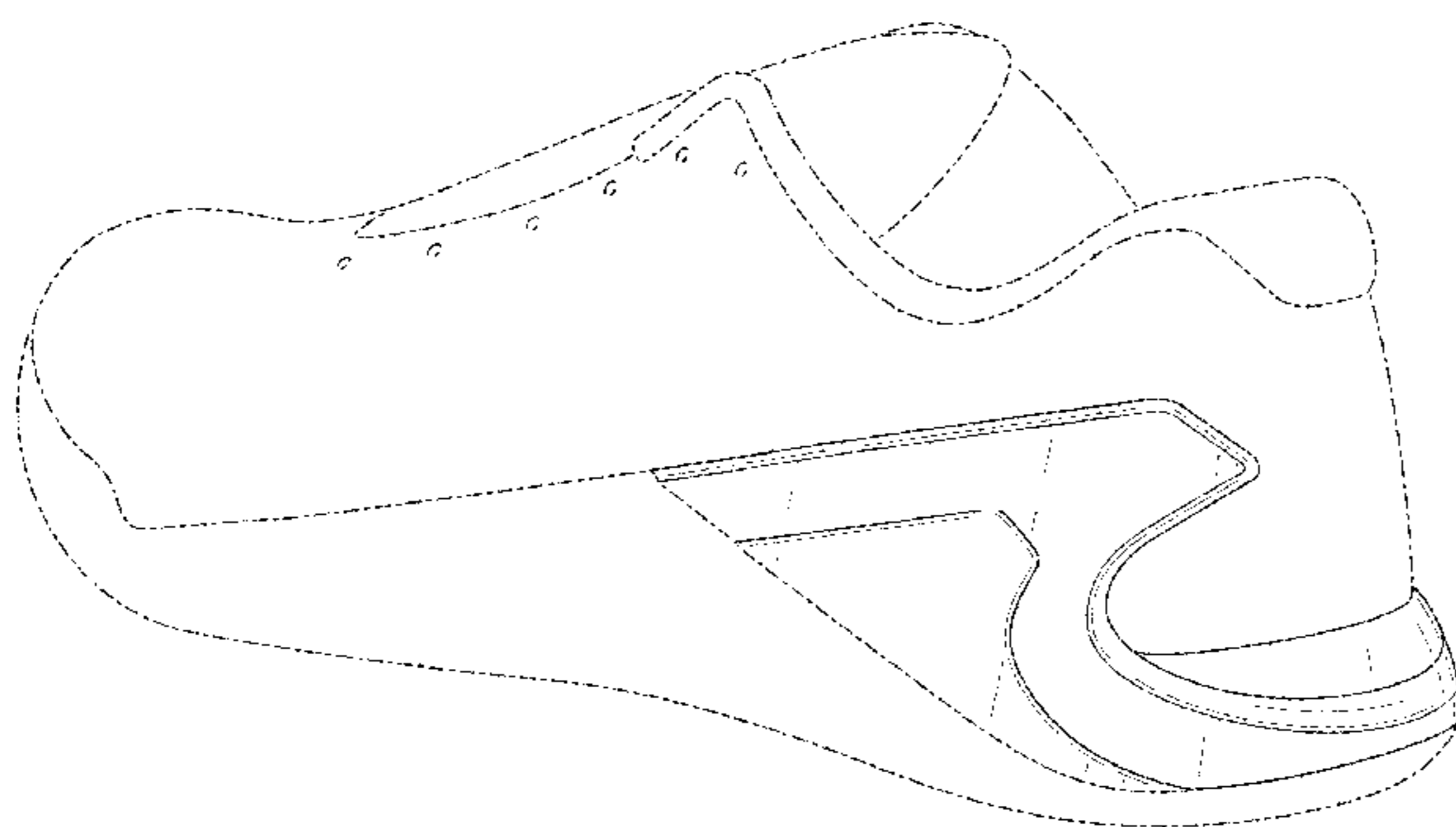
FIG. 3 is rear view thereof;

FIG. 4 is an opposite side view thereof; and,

FIG. 5 is an alternate rear perspective view thereof.

The broken lines immediately adjacent to the shaded area represent unclaimed boundaries of the design. The broken lines showing the remainder of the shoe represent unclaimed subject matter and form no part of the claimed design.

1 Claim, 5 Drawing Sheets



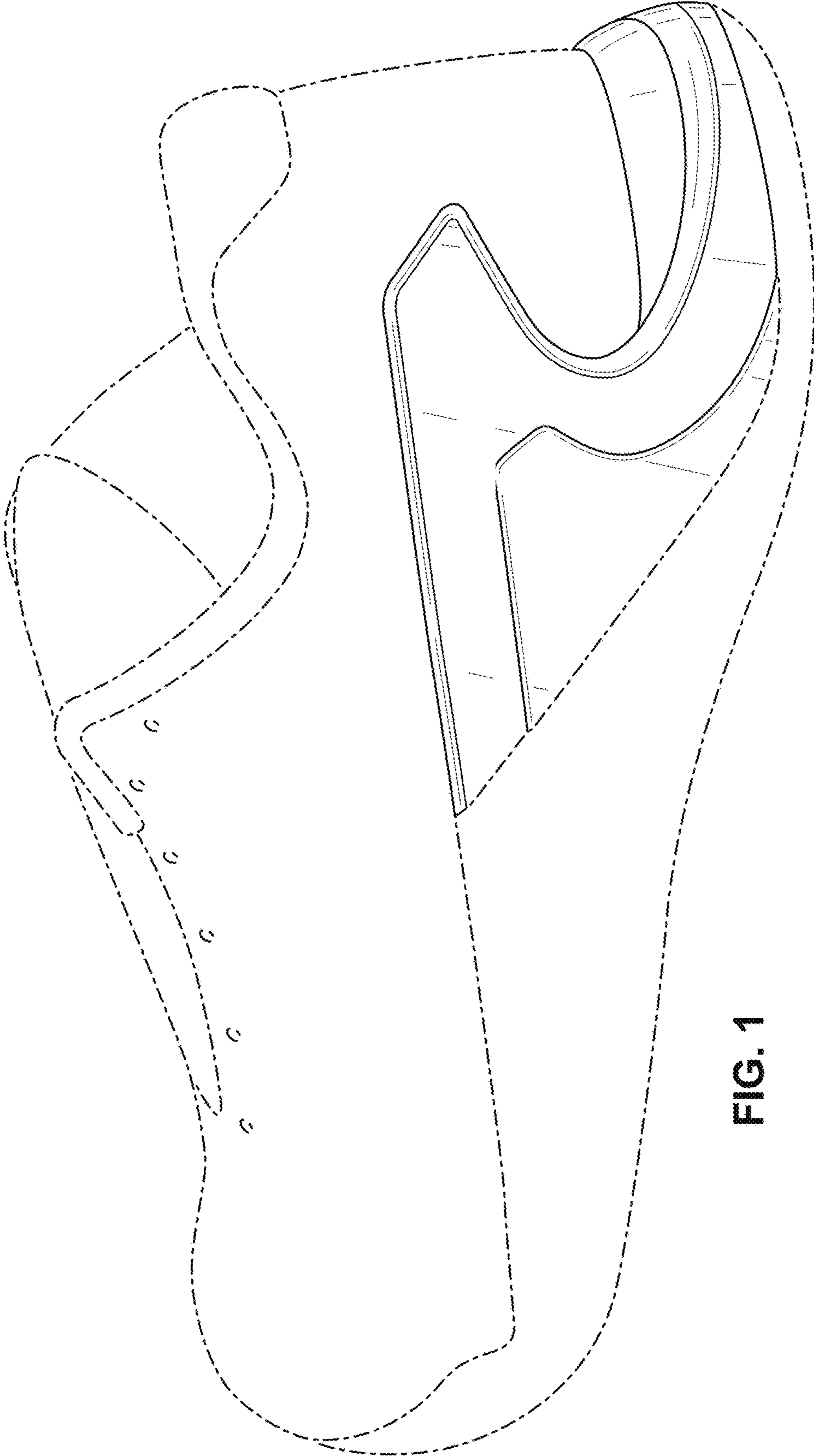


FIG. 1

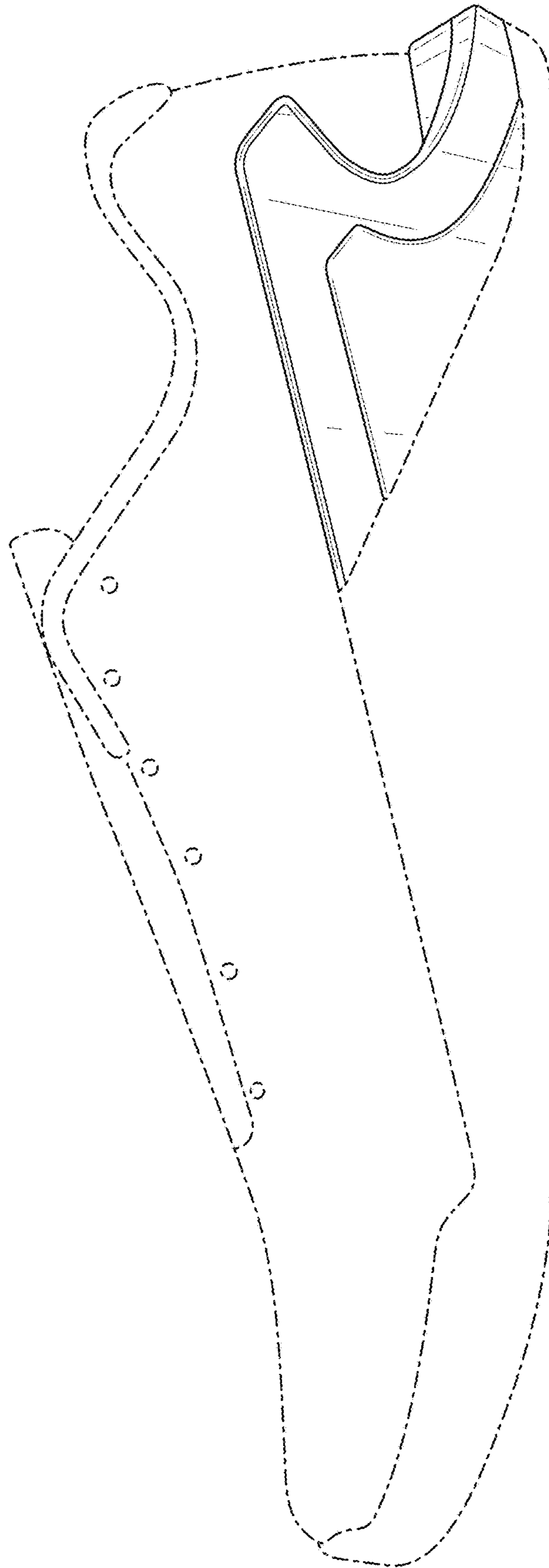


FIG. 2

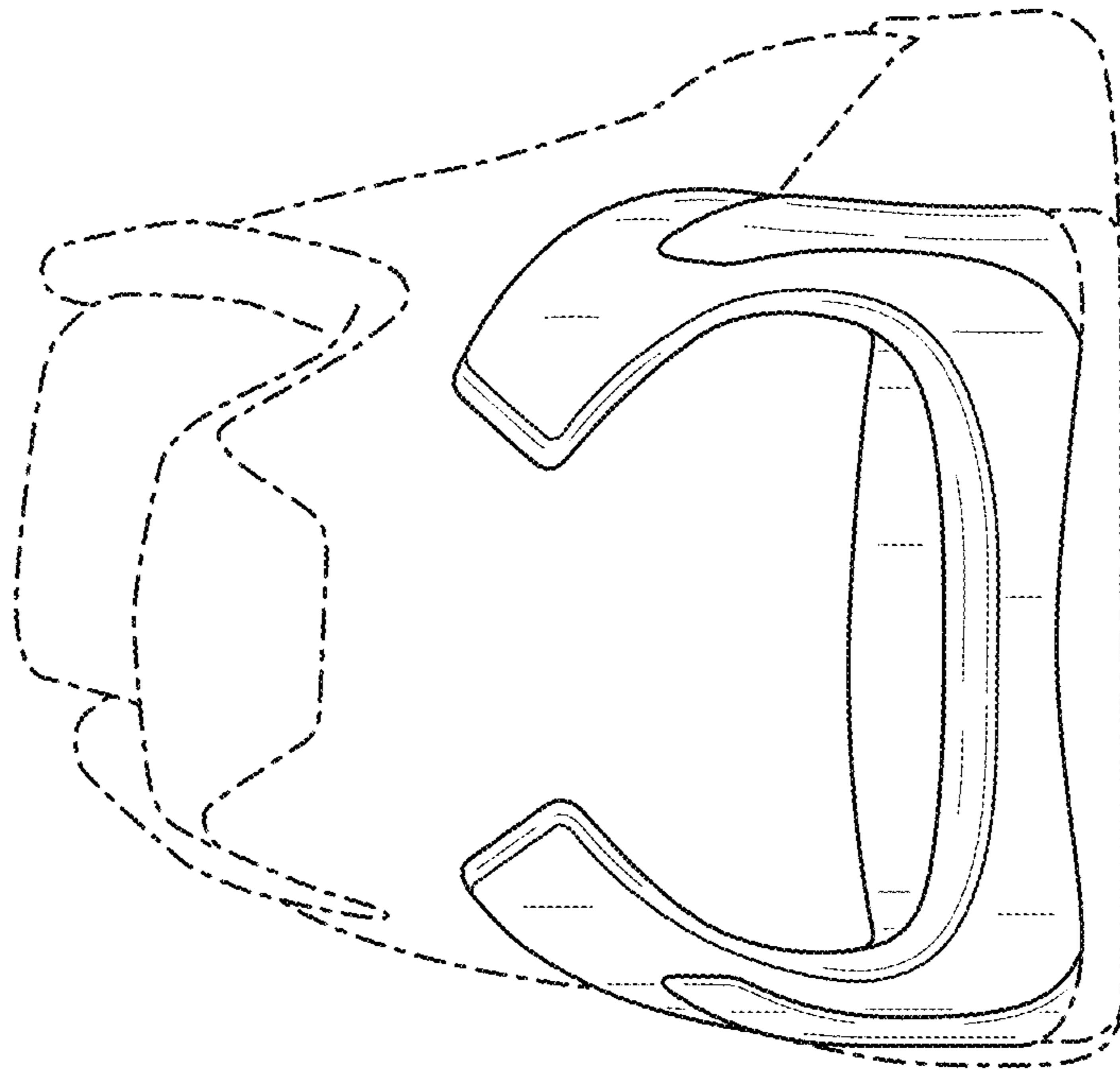


FIG. 3

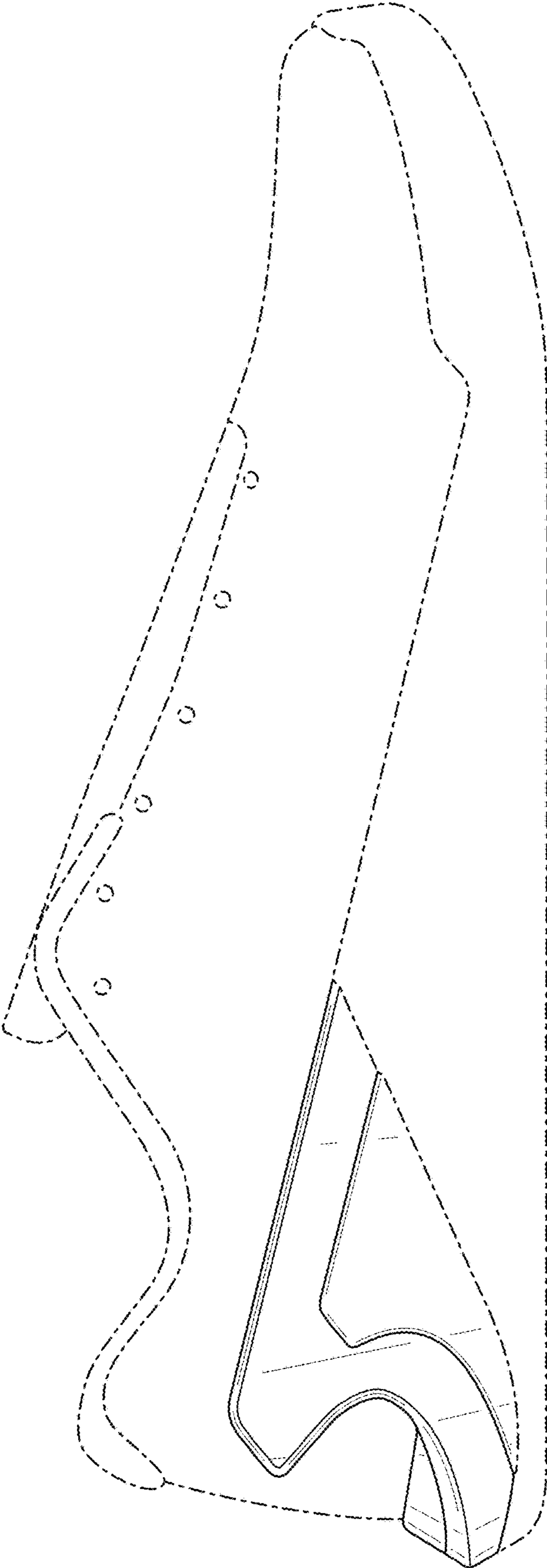


FIG. 4

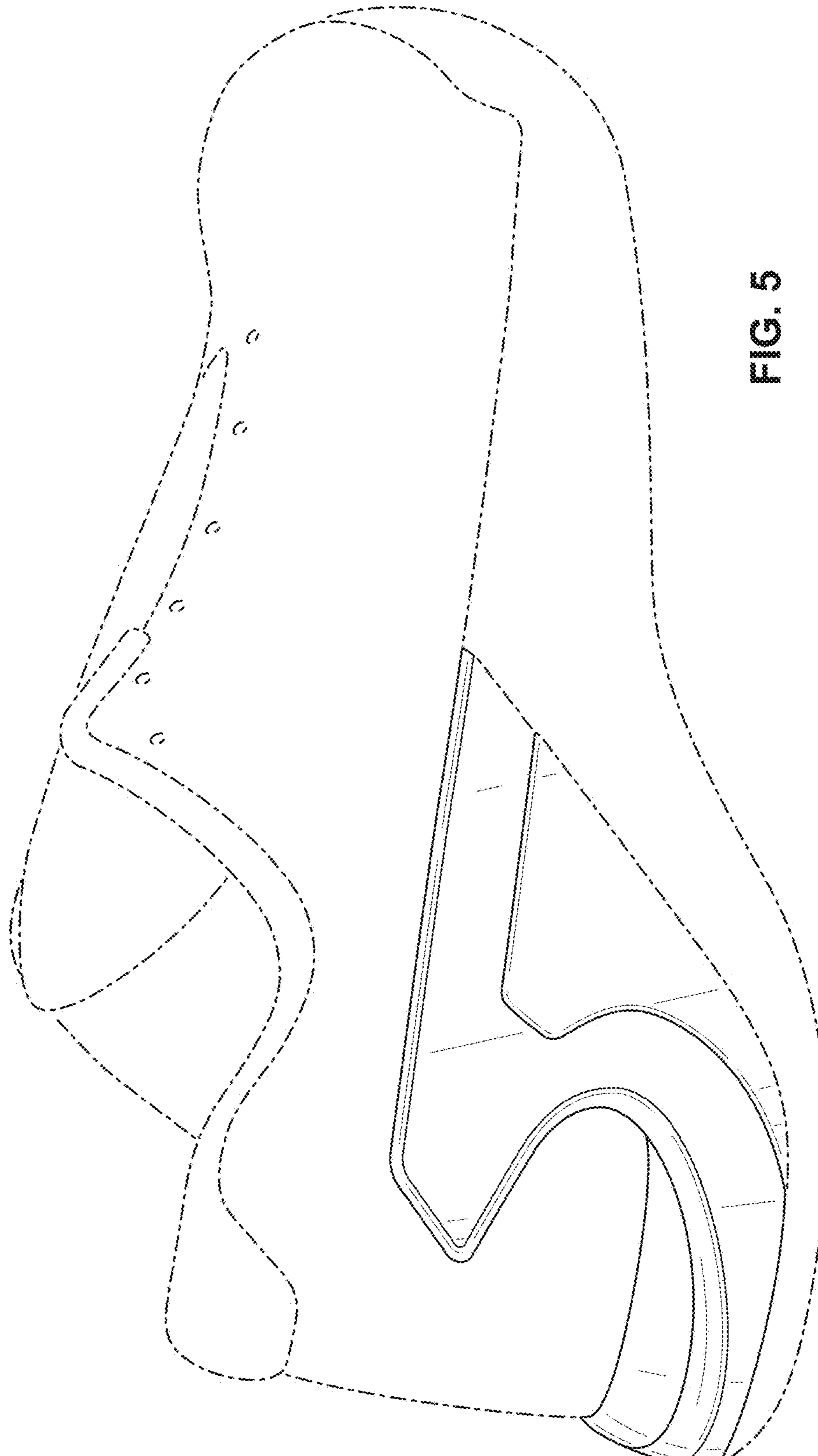


FIG. 5