



US00D811710S

(12) **United States Design Patent**
Sisson et al.

(10) **Patent No.:** **US D811,710 S**
(45) **Date of Patent:** **** Mar. 6, 2018**

- (54) **SHOE SOLE FOR FLYING DISC SPORTS**
- (71) Applicant: **UNIVERSE POINT, LLC**, Mendham, NJ (US)
- (72) Inventors: **Edward F. Sisson**, Mendham, NJ (US); **Berangere Barateig**, Mendham, NJ (US); **John B. Sisson**, Pelham, NY (US); **John Wimalanayagam**, Mahopac, NY (US); **Marco Delli**, Hollywood, CA (US)
- (73) Assignee: **UNIVERSE POINT, LLC**, Mendham, NJ (US)
- (**) Term: **15 Years**

- (21) Appl. No.: **29/598,584**
- (22) Filed: **Mar. 27, 2017**
- (51) **LOC (11) Cl.** **02-04**
- (52) **U.S. Cl.**
USPC **D2/962**; D2/958; D2/959
- (58) **Field of Classification Search**
USPC D2/896, 906, 908, 946, 947, 951, 954, D2/955, 958, 959, 962
CPC A43B 1/00; A43B 1/10; A43B 3/00; A43C 15/00; A43C 15/005; A43C 15/02; A43C 15/04; A43C 15/09; A43C 15/14; A43C 15/16; A43C 15/161; A43C 15/162; A43C 15/164; A43C 15/165; A43C 15/167; A43C 15/168; A43C 13/00; A43C 13/04
See application file for complete search history.

- (56) **References Cited**
U.S. PATENT DOCUMENTS
4,161,828 A * 7/1979 Benseler A43B 5/10 36/32 R
4,559,724 A * 12/1985 Norton A43B 5/06 36/114

- D295,231 S * 4/1988 Heyes D2/954
- D295,462 S * 5/1988 Brown D2/955
- D305,383 S * 1/1990 Arai D2/956
- D351,495 S * 10/1994 Nagai D2/959
- D378,319 S * 3/1997 Miyauchi D2/960
- D384,496 S * 10/1997 Erickson D2/962
- D387,892 S * 12/1997 Briant D2/962
- D389,298 S * 1/1998 Briant D2/962
- D396,139 S * 7/1998 Dietrich D2/962
- D403,147 S * 12/1998 Erickson D2/954
- D404,191 S * 1/1999 Harada D2/954
- D406,938 S * 3/1999 Lin D2/951
- D415,608 S * 10/1999 Gelsomini D2/951
- D427,754 S * 7/2000 Portaud D2/954
- D444,293 S * 7/2001 Turner D2/953
- D487,333 S * 3/2004 Laska D2/951
- D634,527 S * 3/2011 Butler D2/951
- D667,205 S * 9/2012 Campbell D2/947
- D717,035 S * 11/2014 Minami D2/951

(Continued)

Primary Examiner — Elizabeth J Oswecki
(74) *Attorney, Agent, or Firm* — Squire Patton Boggs (US) LLP

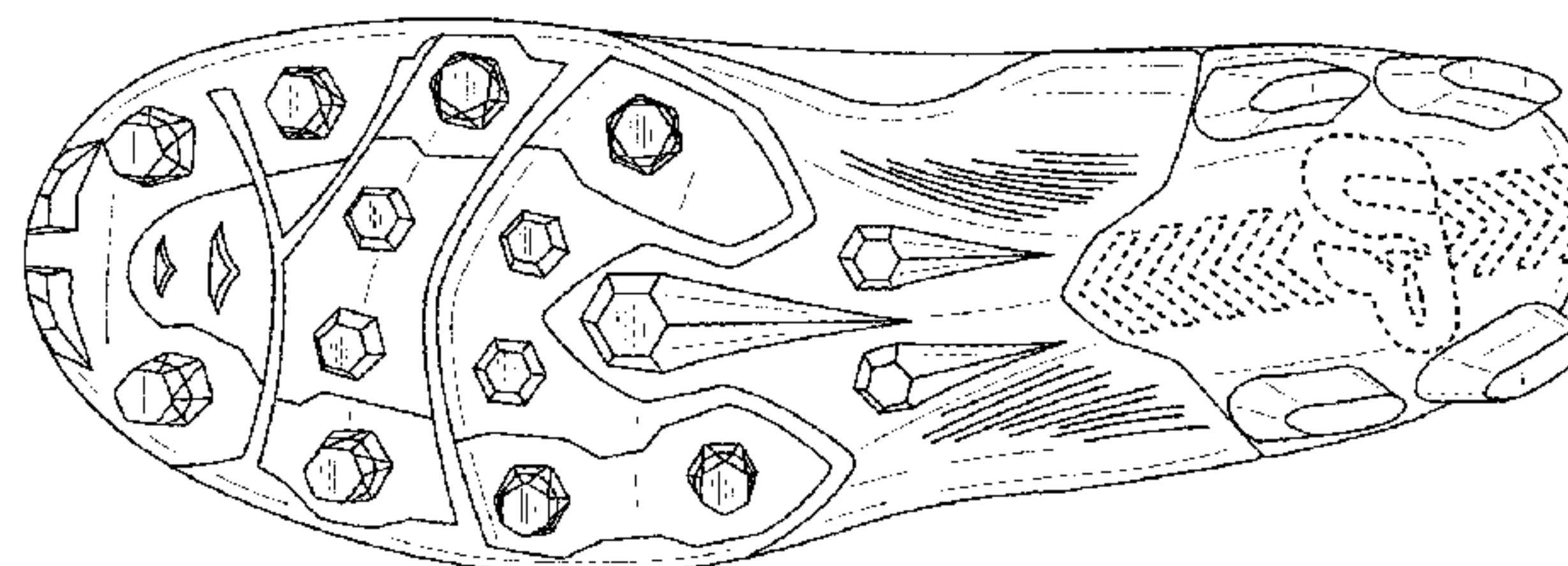
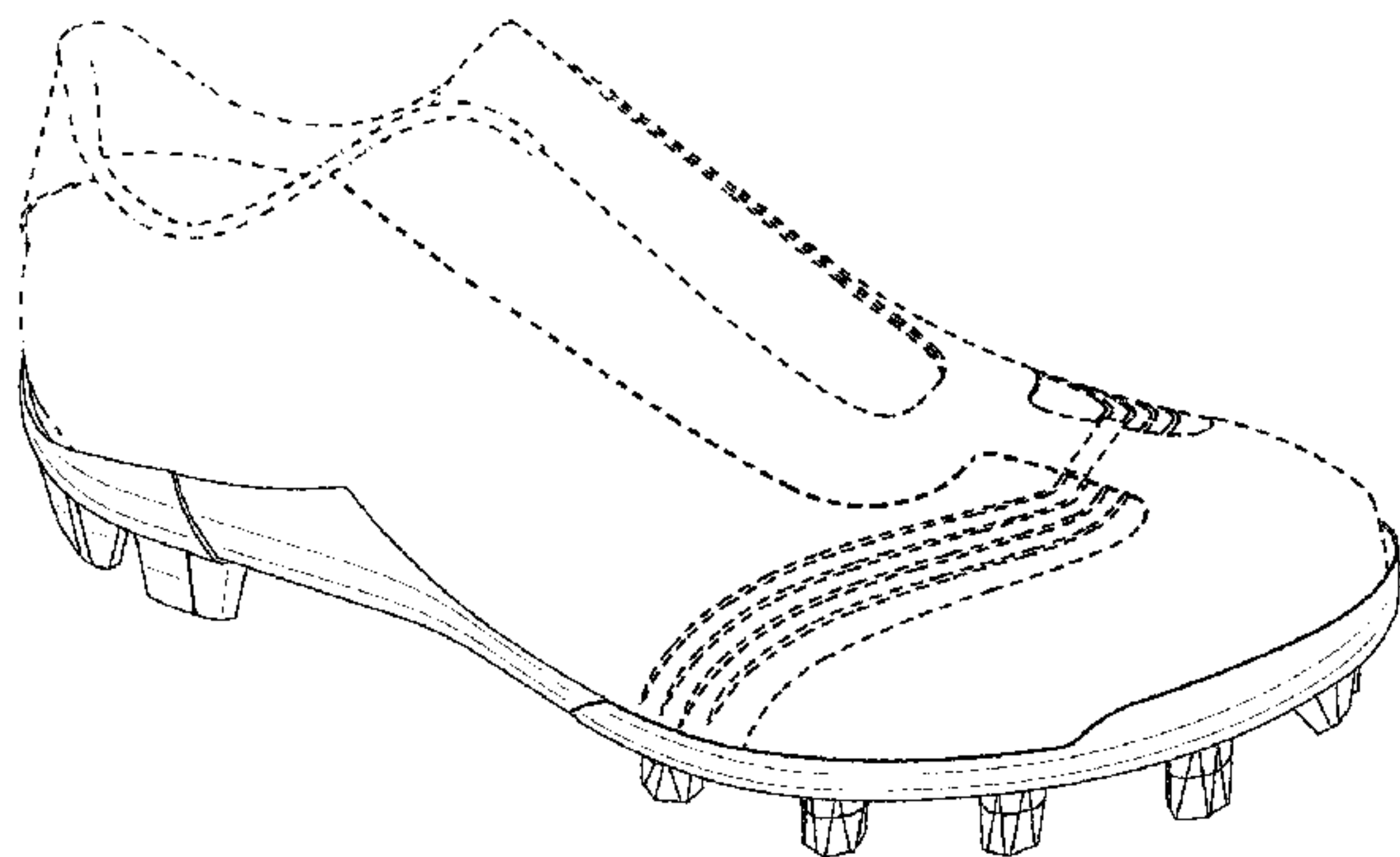
(57) **CLAIM**

The ornamental design for a shoe sole for flying disc sports, as shown and described.

DESCRIPTION

FIG. 1 is a right side, perspective view of a shoe sole for flying disc sports showing our new design; FIG. 2 is a left side, perspective view thereof; FIG. 3 is a right side view thereof; FIG. 4 is a left side view thereof; FIG. 5 is a front view thereof; FIG. 6 is a back view thereof; and, FIG. 7 is a bottom view thereof. The broken lines shown in the drawings represent portions of the shoe sole for flying disc sports that form no part of the claimed design.

1 Claim, 7 Drawing Sheets



(56)

References Cited

U.S. PATENT DOCUMENTS

2011/0078927 A1* 4/2011 Baker A43B 13/26
36/134

* cited by examiner

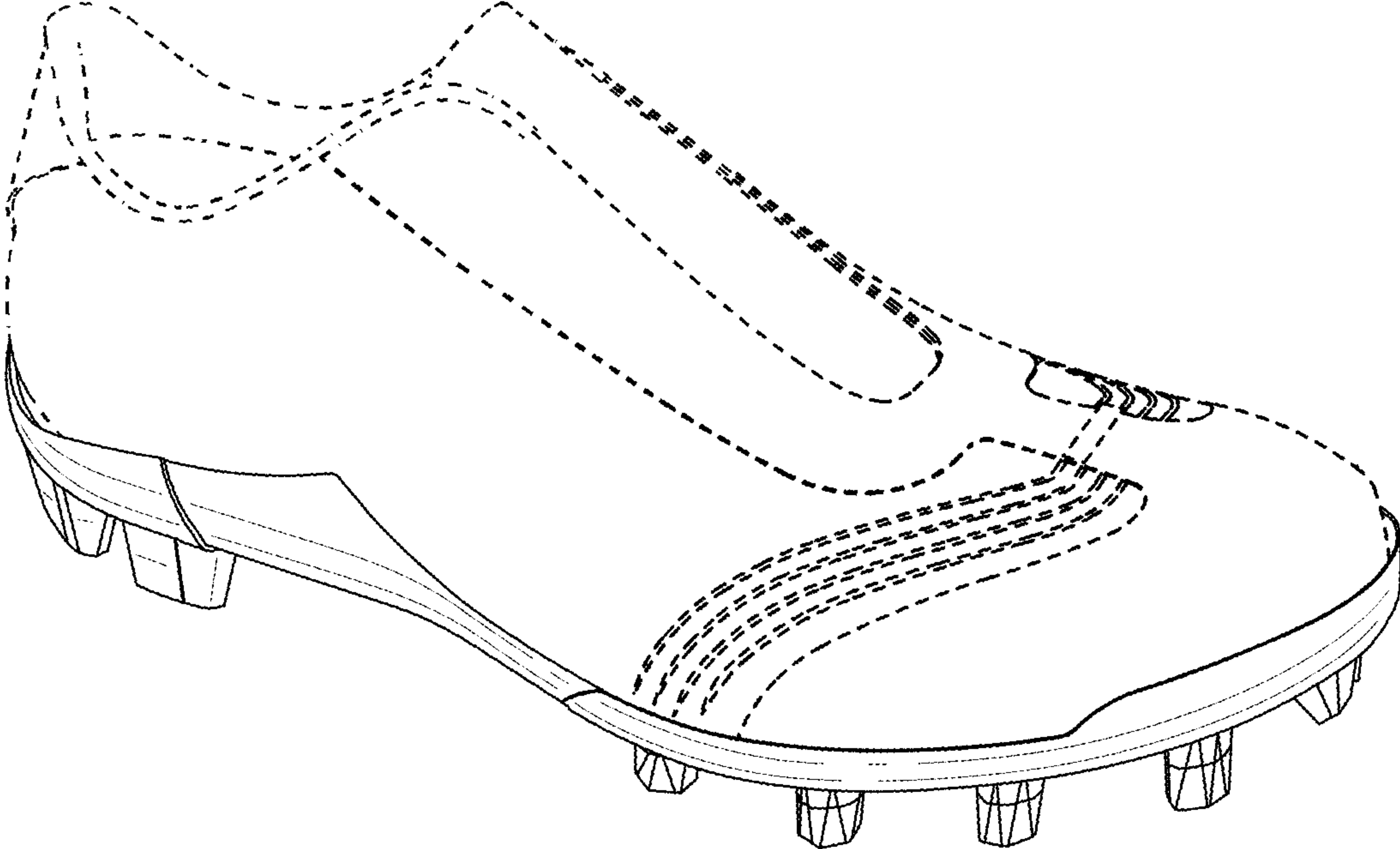


FIG. 1

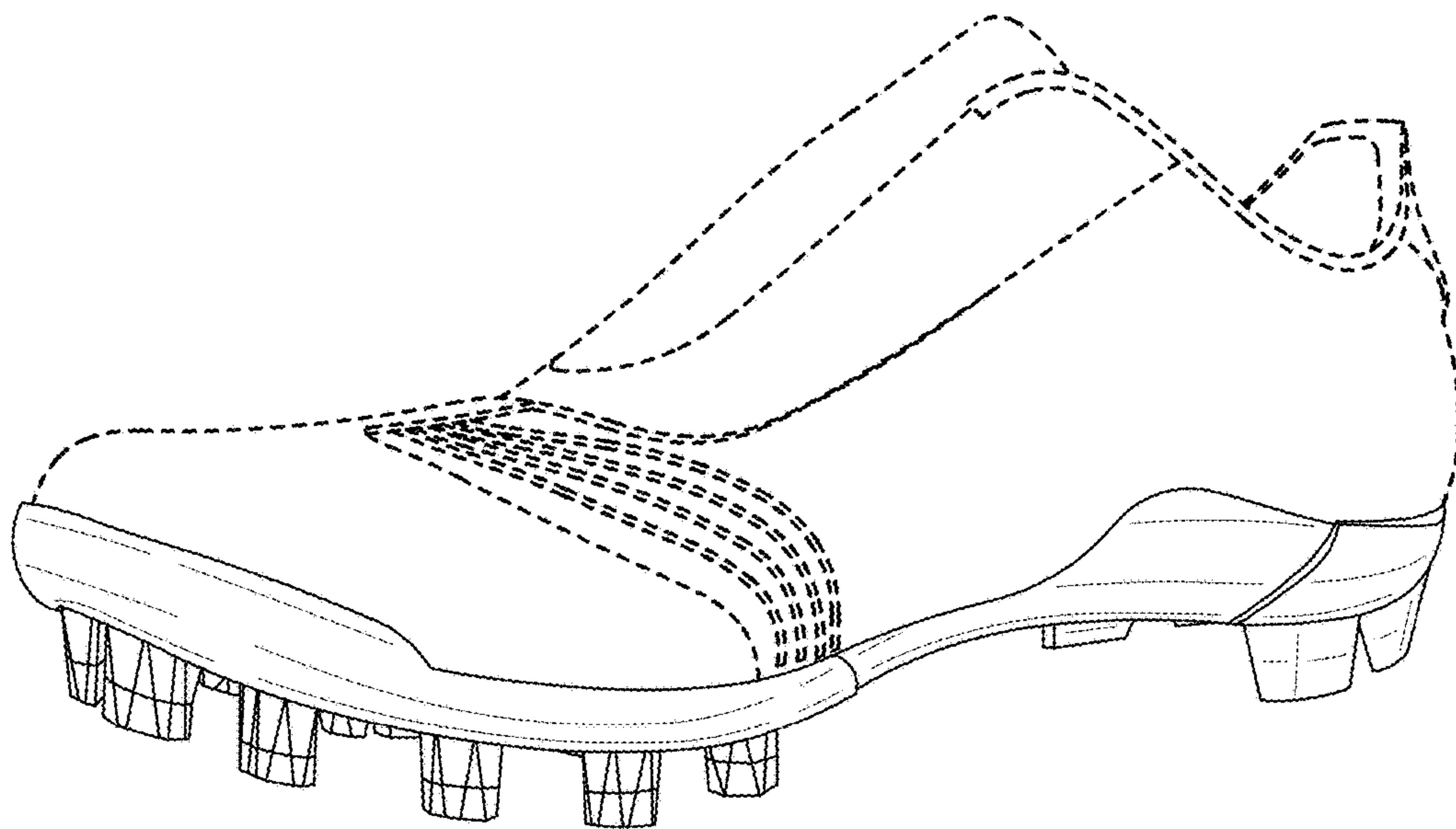


FIG. 2

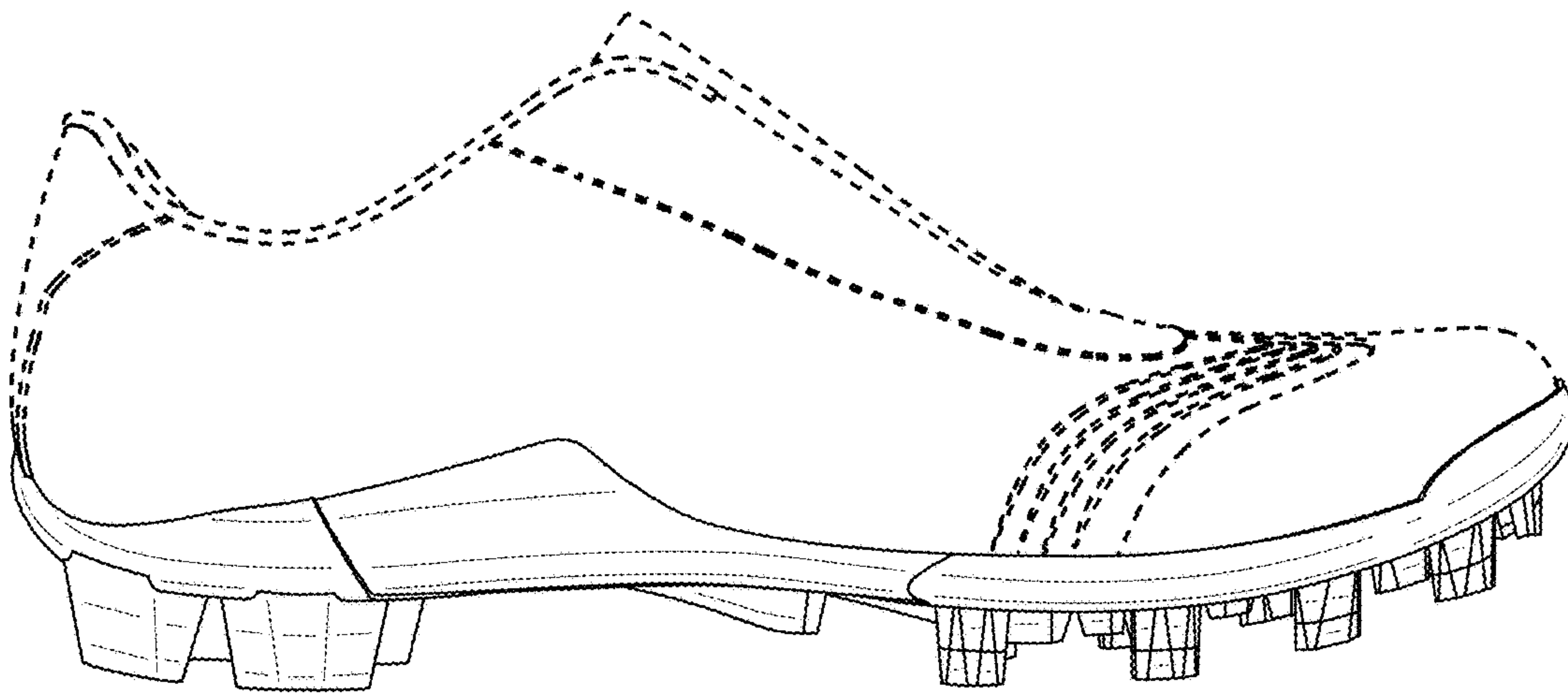


FIG. 3

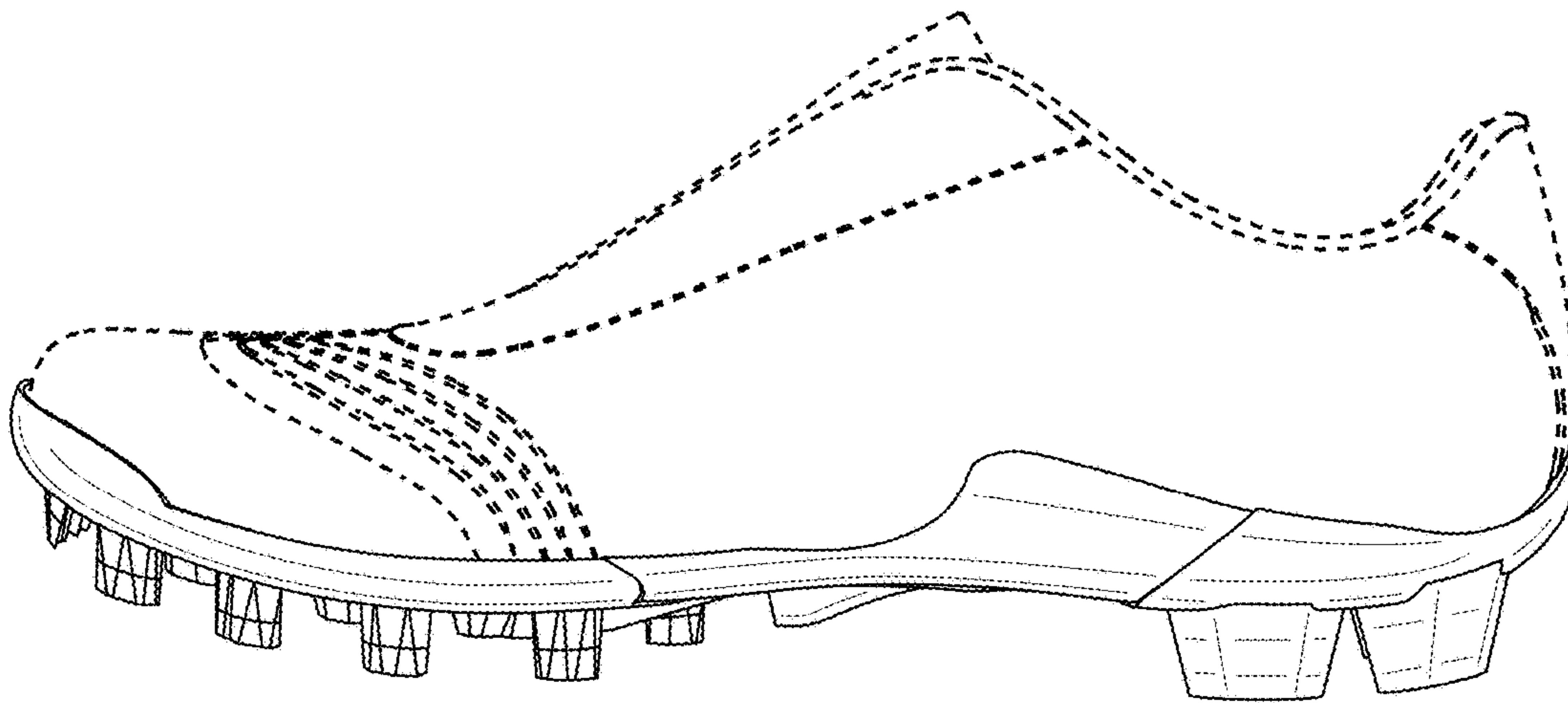


FIG. 4

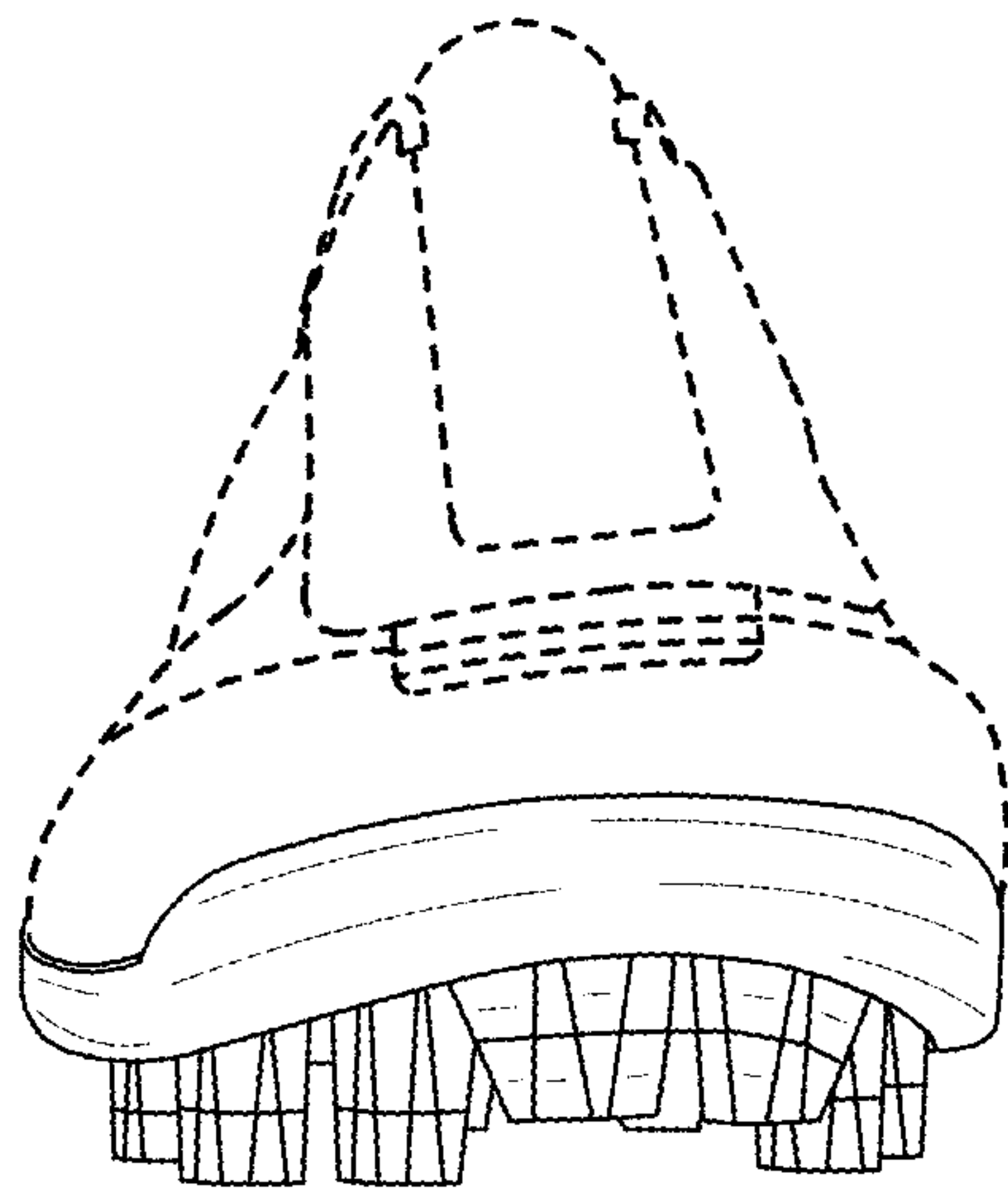


FIG. 5

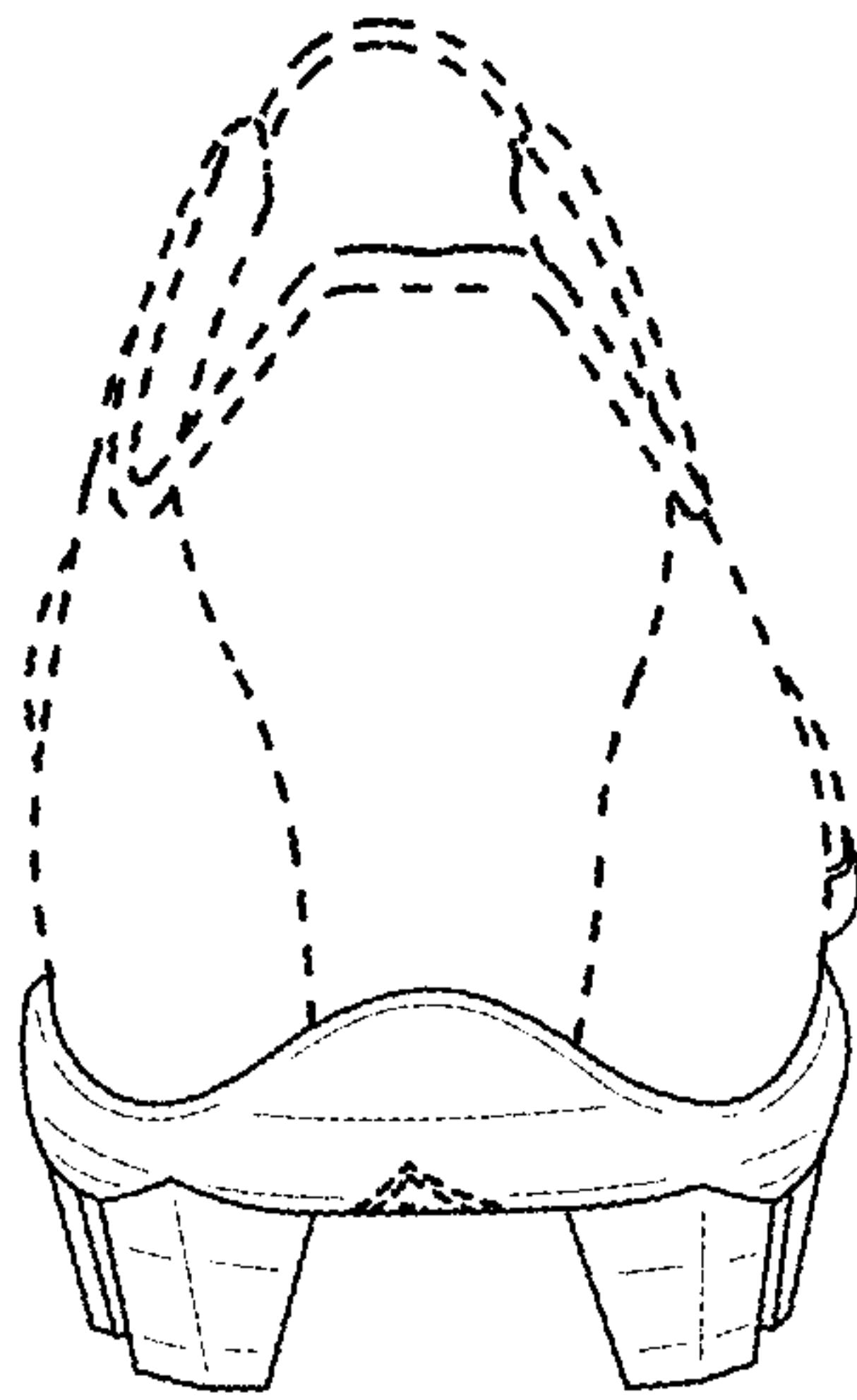


FIG. 6

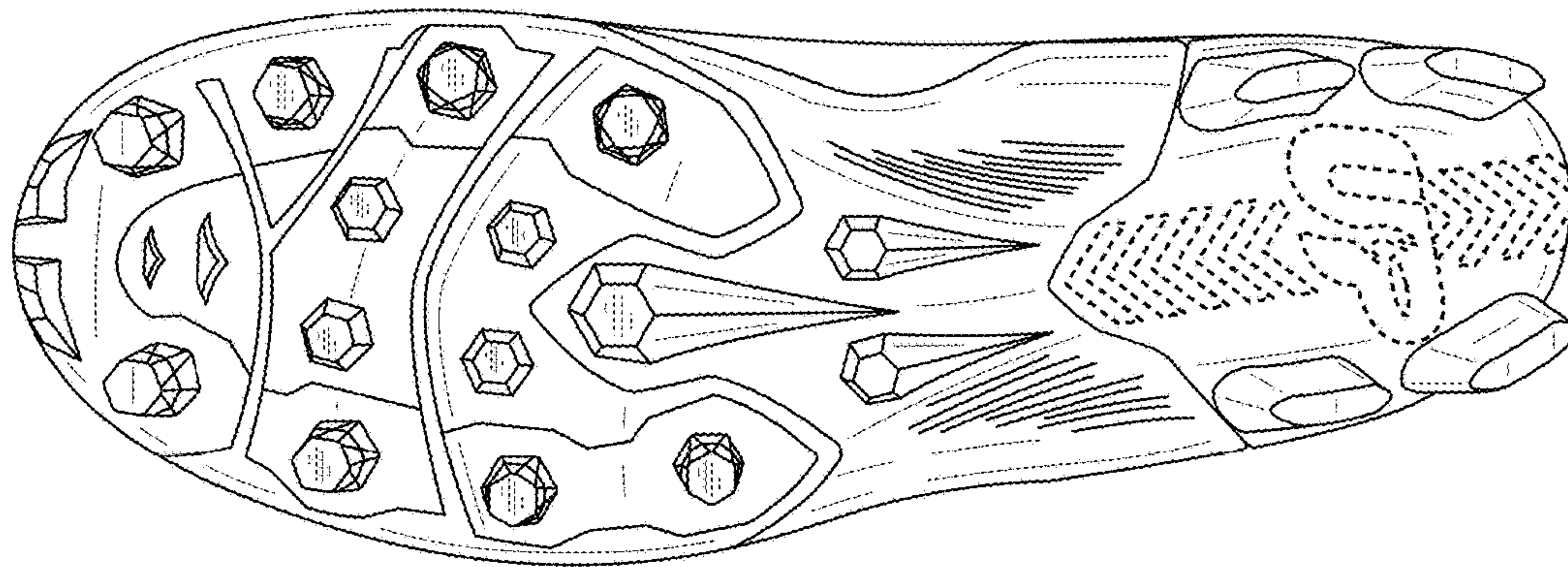


FIG. 7