



US00D811704S

(12) **United States Design Patent**
Dombrow

(10) **Patent No.:** **US D811,704 S**
(45) **Date of Patent:** **** Mar. 6, 2018**

(54) **SET OF TRACTION ELEMENTS FOR SHOE
OUTSOLE**

(71) Applicant: **Under Armour, Inc.**, Baltimore, MD
(US)

(72) Inventor: **David Dombrow**, Baltimore, MD (US)

(73) Assignee: **Under Armour, Inc.**, Baltimore, MD
(US)

(**) Term: **15 Years**

(21) Appl. No.: **29/548,197**

(22) Filed: **Dec. 11, 2015**

Related U.S. Application Data

(62) Division of application No. 29/477,945, filed on Dec.
30, 2013, now Pat. No. Des. 746,563.

(51) **LOC (11) Cl.** **02-04**

(52) **U.S. Cl.**
USPC **D2/957; D2/951**

(58) **Field of Classification Search**
USPC D2/902, 906, 908, 916, 918, 925,
D2/946-962, 977
CPC A43B 13/00; A43B 13/02; A43B 13/023;
A43B 13/026; A43B 13/04; A43B 13/08;
A43B 13/10; A43B 13/14; A43B 13/141;
A43B 13/143; A43B 13/16; A43B 13/18;
A43B 13/181; A43B 13/187; A43B
13/189; A43B 13/20; A43B 13/22; A43B
13/223; A43B 13/24; A43B 13/28; A43B
13/30; A43B 13/32; A43B 13/34; A43B
13/36

See application file for complete search history.

(56) **References Cited**

U.S. PATENT DOCUMENTS

D80,433 S 10/1929 Chrisfield
D197,505 S 2/1964 Bingham

D305,383 S 1/1990 Arai
D306,652 S 3/1990 Kiyosawa
D325,293 S 4/1992 Kiyosawa et al.
D329,940 S 10/1992 Hatfield
D339,462 S 9/1993 Kiyosawa et al.
D341,481 S 11/1993 Peterson
D354,845 S 1/1995 Bramani
D355,754 S 2/1995 Brandon
D373,897 S 9/1996 Takatani et al.
5,806,209 A 9/1998 Crowley et al.
D404,547 S 1/1999 Strawser et al.
D431,710 S 10/2000 Panella
D460,608 S 7/2002 Laberge et al.
D481,528 S 11/2003 St-Louis
D490,596 S 6/2004 Belley et al.
D495,480 S 9/2004 Laberge
D499,536 S 12/2004 Castleberry
D536,163 S 2/2007 McClaskie

(Continued)

Primary Examiner — Cathron C Brooks

Assistant Examiner — Aula Soroush

(74) *Attorney, Agent, or Firm* — Edell, Shapiro & Finnan,
LLC

(57) **CLAIM**

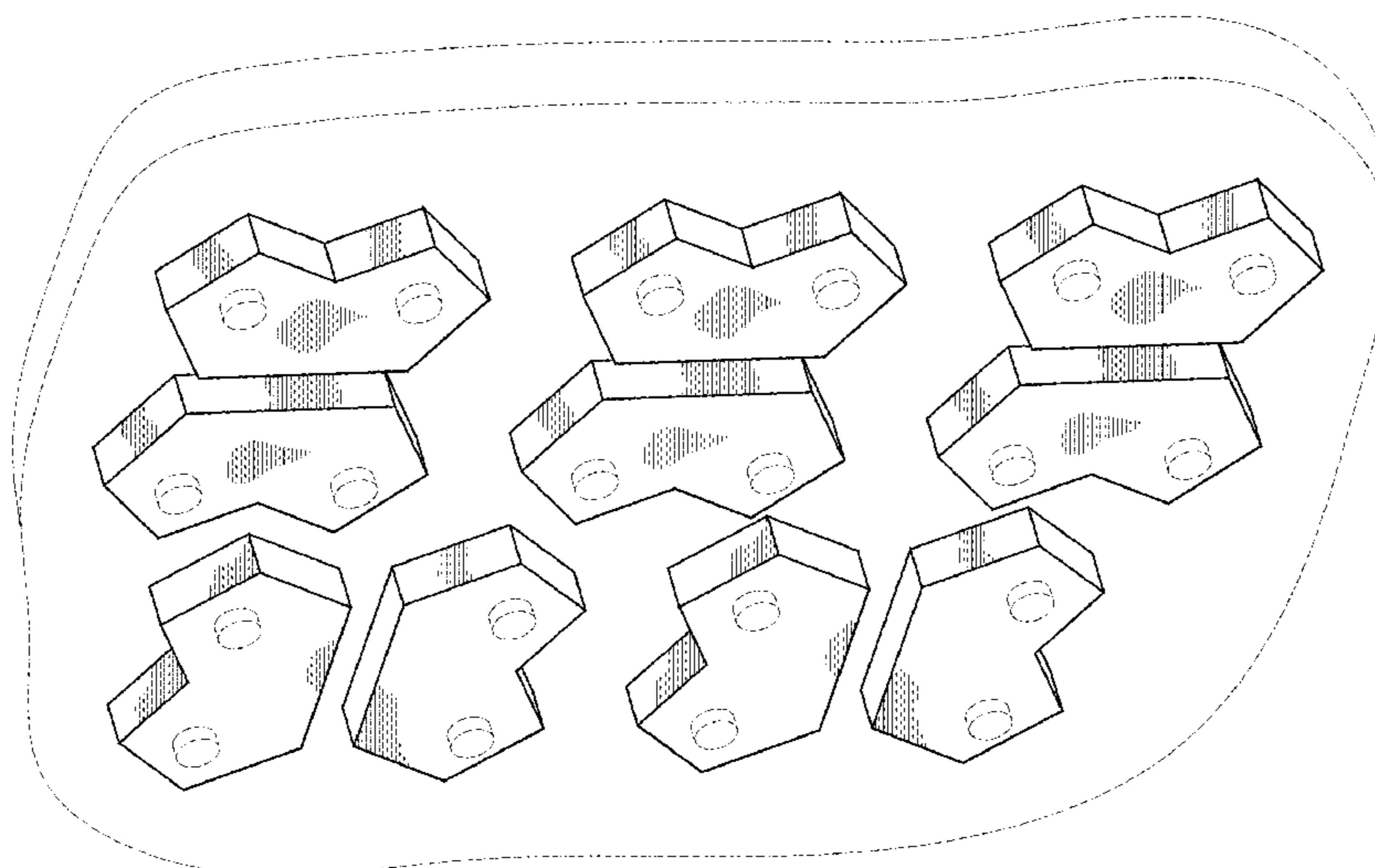
The ornamental design for set of traction elements for shoe
outsole, as shown and described.

DESCRIPTION

FIG. 1 is a perspective view of set of traction elements for
shoe outsole showing my new design;
FIG. 2 is a bottom plan view thereof;
FIG. 3 is a front side view in elevation thereof;
FIG. 4 is a rear side view in elevation thereof;
FIG. 5 is a left side view in elevation thereof;
FIG. 6 is a right side view in elevation thereof; and,
FIG. 7 is a bottom plan view of the set of traction elements
for shoe outsole.

The broken line illustration of environmental structure in
FIGS. 1-7 is not part of the claimed design.

1 Claim, 5 Drawing Sheets



(56)

References Cited

U.S. PATENT DOCUMENTS

D538,519 S	3/2007	McClaskie	D733,416 S	7/2015	Butler	
D561,439 S	2/2008	Schoenborn et al.	D734,009 S	7/2015	Butler	
D566,938 S	4/2008	Matis et al.	D740,007 S	10/2015	Lan	
D570,584 S	6/2008	Gay	D742,107 S	11/2015	Kasprzak	
D617,085 S	6/2010	Recchi et al.	D743,678 S *	11/2015	Dombrow	D2/951
D620,243 S	7/2010	McClaskie	D744,213 S	12/2015	Kasprzak	
D635,754 S	4/2011	Mariman	D744,733 S	12/2015	Adam et al.	
D655,902 S	3/2012	Debiase	D746,563 S *	1/2016	Dombrow	D2/951
D663,518 S	7/2012	McClaskie	D771,362 S *	11/2016	Dombrow	D2/951
D664,343 S	7/2012	McClaskie	D778,559 S *	2/2017	Dombrow	D2/951
8,246,881 B2	8/2012	Maranan et al.	D790,824 S *	7/2017	Shen	D2/951
D666,392 S	9/2012	Shaffer	D794,931 S *	8/2017	Anceresi	D2/951
D667,205 S	9/2012	Campbell et al.	D794,932 S *	8/2017	Parrett	D2/951
D677,453 S	3/2013	Sakai	D796,807 S *	9/2017	Mondesir	D2/951
D679,077 S	4/2013	Haimerl	D796,808 S *	9/2017	Mermet	D2/951
8,516,720 B2	8/2013	Gerber	2003/0172548 A1	9/2003	Fuerst	
D707,023 S	6/2014	Della Valle et al.	2005/0072026 A1	4/2005	Sink	
D707,933 S	7/2014	McCourt	2006/0005423 A1	1/2006	Wu	
D725,358 S	3/2015	Francis et al.	2010/0170106 A1	7/2010	Brewer et al.	
D733,414 S	7/2015	Butler	2012/0000095 A1	1/2012	Torrance	
			2012/0110876 A1	5/2012	Lubart	
			2013/0049257 A1	2/2013	Maranan et al.	
			2014/0325871 A1	11/2014	Price et al.	

* cited by examiner

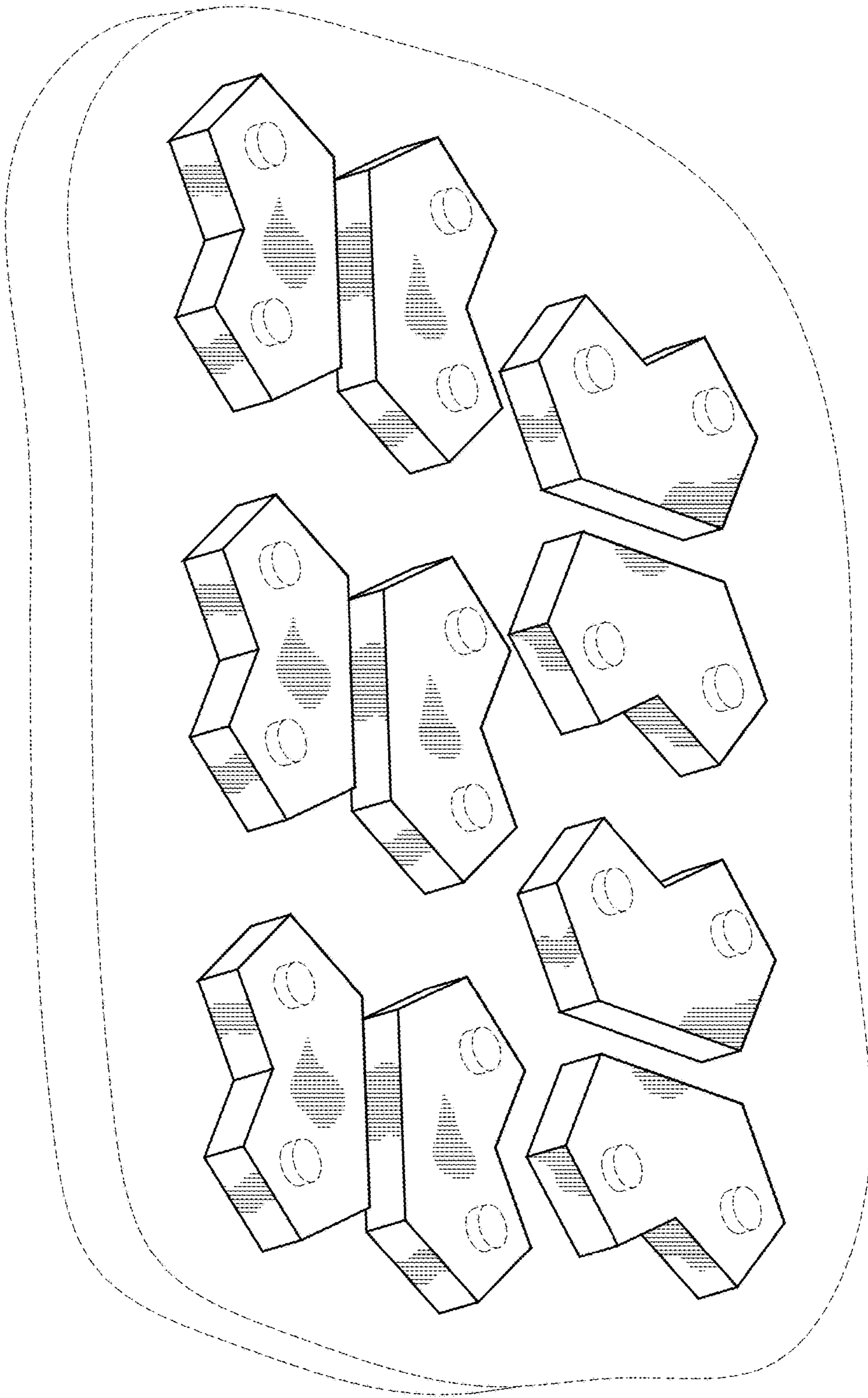


FIG.1

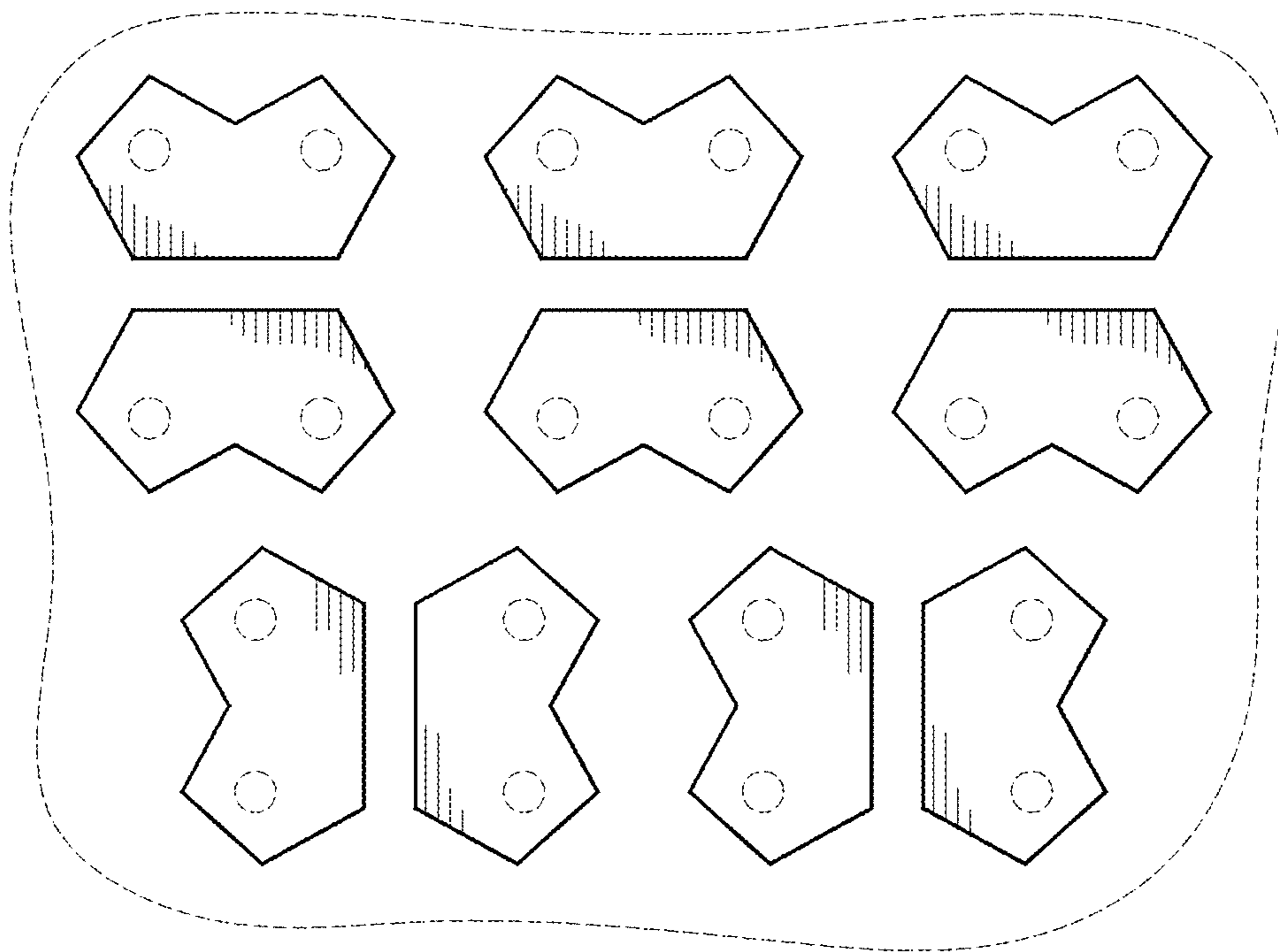


FIG.2

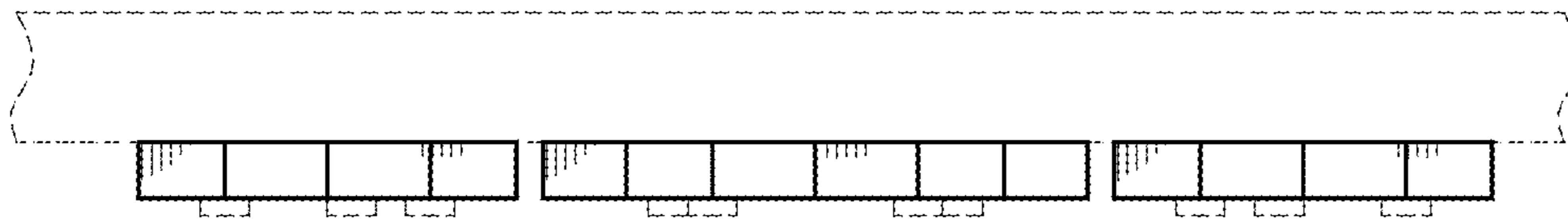


FIG.3

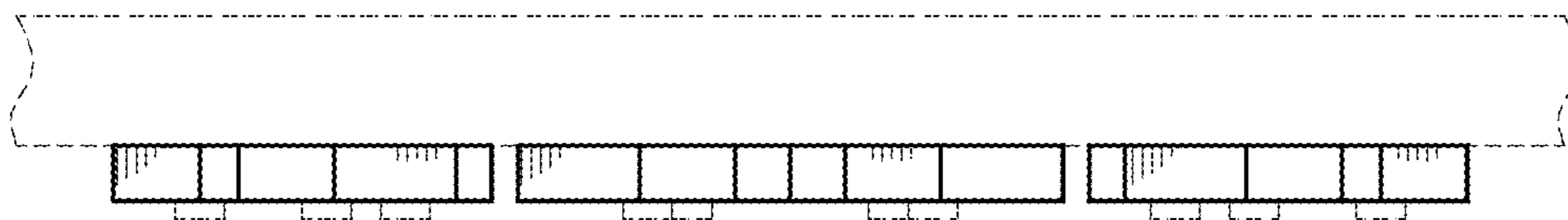


FIG.4

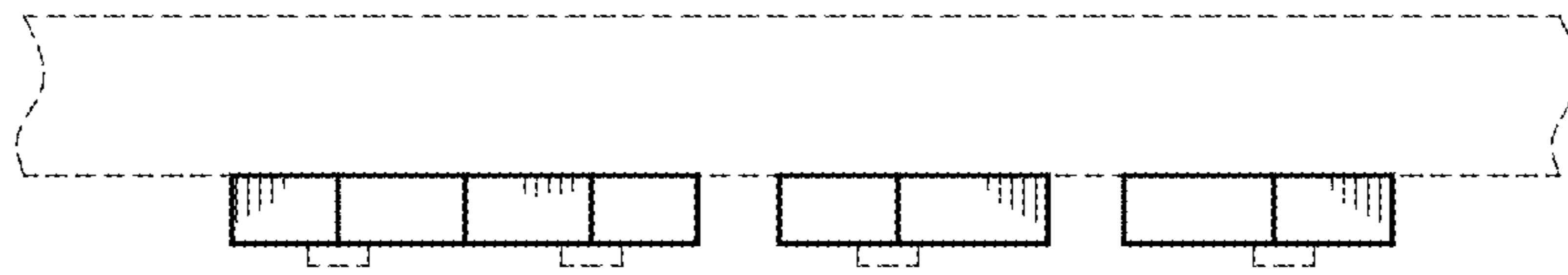


FIG.5

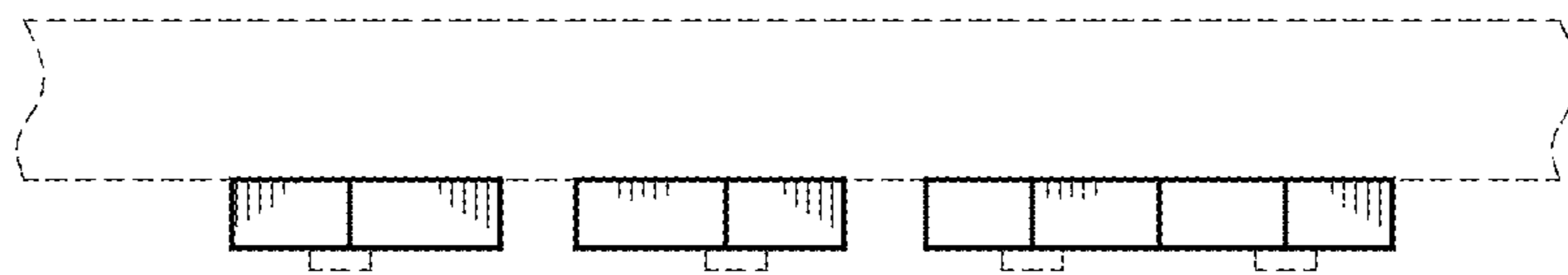


FIG.6

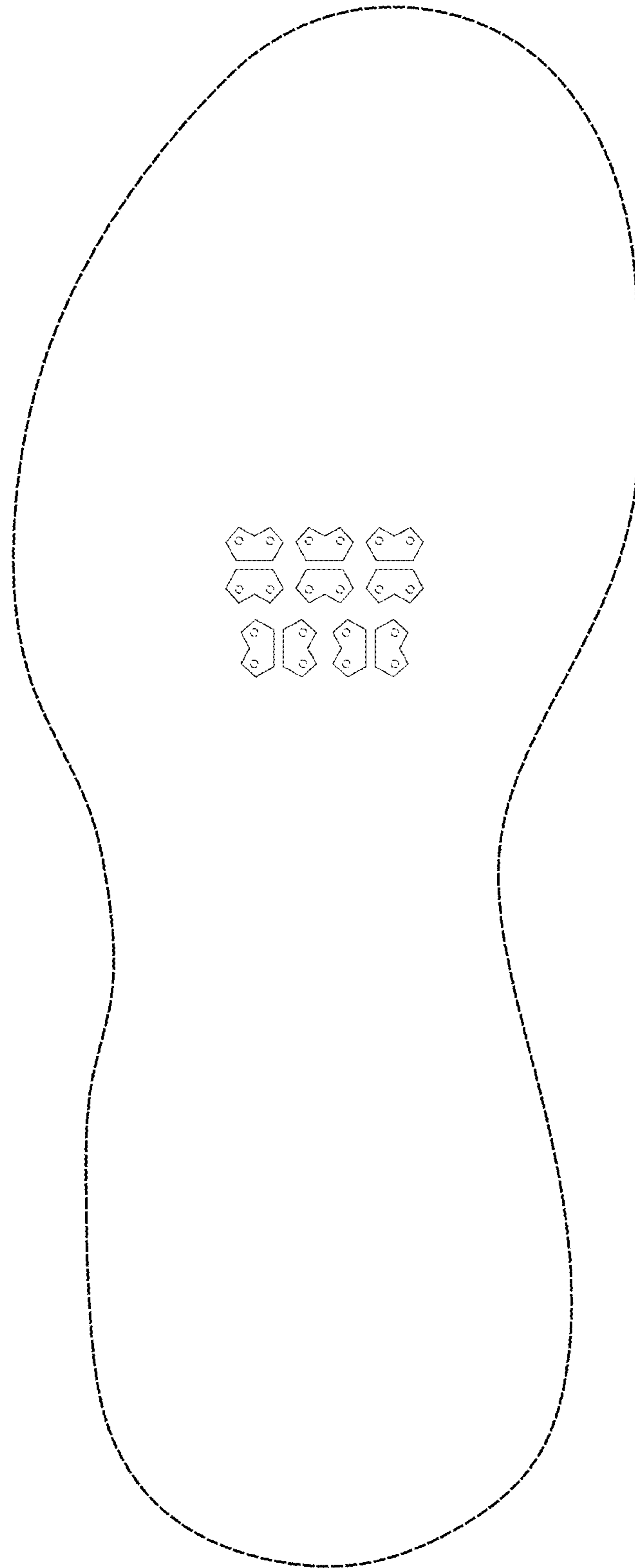


FIG.7