



US00D811702S

(12) **United States Design Patent**
Rasmussen

(10) **Patent No.:** **US D811,702 S**

(45) **Date of Patent:** **** Mar. 6, 2018**

- (54) **SHOE**
- (71) Applicant: **STATE OF NORTH APS**, Copenhagen K (DK)
- (72) Inventor: **Kasper Høj Rasmussen**, Copenhagen Ø (DK)
- (73) Assignee: **STATE OF THE NORTH APS**, Copenhagen K (DK)

D645,648 S *	9/2011	Lonigan	D2/907
D651,787 S *	1/2012	Mahoney	D2/902
D733,412 S *	7/2015	Lonigan	D2/947
D733,413 S *	7/2015	Joseph	D2/947
9,125,453 B2 *	9/2015	Keating	A43B 7/144
D754,956 S *	5/2016	McCourt	D2/947
D767,862 S *	10/2016	Hurayt	D2/947
D774,287 S *	12/2016	Taestensen	D2/908
D779,792 S *	2/2017	Taestensen	D2/907
2005/0016023 A1 *	1/2005	Burris	A43B 5/02 36/45
2014/0150298 A1 *	6/2014	Crowley	A43B 7/1445 36/103

(**) Term: **15 Years**

(21) Appl. No.: **35/502,205**

(22) Filed: **Nov. 25, 2016**

(80) **Hague Agreement Data**

Int. Filing Date: **Nov. 25, 2016**
 Int. Reg. No.: **DM/093905**
 Int. Reg. Date: **Nov. 25, 2016**
 Int. Reg. Pub. Date: **Dec. 30, 2016**

(51) **LOC (11) Cl.** **02-04**

(52) **U.S. Cl.**
USPC **D2/907**

(58) **Field of Classification Search**
 USPC D2/896, 902, 905, 906, 907, 908, 943,
 D2/944, 945, 947, 951, 960, 972, 959
 CPC ... A43B 13/141; A43B 23/0235; A43B 13/16;
 A43B 13/181; A43B 13/184; A43B
 13/187; A43B 13/188
 See application file for complete search history.

(56) **References Cited**

U.S. PATENT DOCUMENTS

D490,220 S *	5/2004	Edauw	D2/907
D499,541 S *	12/2004	Dolan	D2/977

* cited by examiner

Primary Examiner — George D Kirschbaum

Assistant Examiner — Jennifer Watkins

(74) *Attorney, Agent, or Firm* — Koppel, Patrick, Heybl & Philpott

(57) **CLAIM**

The ornamental design for a shoe, as shown and described.

DESCRIPTION

The file of this patent contains at least one drawing/photograph executed in color. Copies of this patent with color drawing(s)/photograph(s) will be provided by the Office upon request and payment of the necessary fee.

1. Shoe

Fig. 1.1 is a side elevational view of a shoe showing our new design;

Fig. 1.2 is an opposite side elevational view thereof;

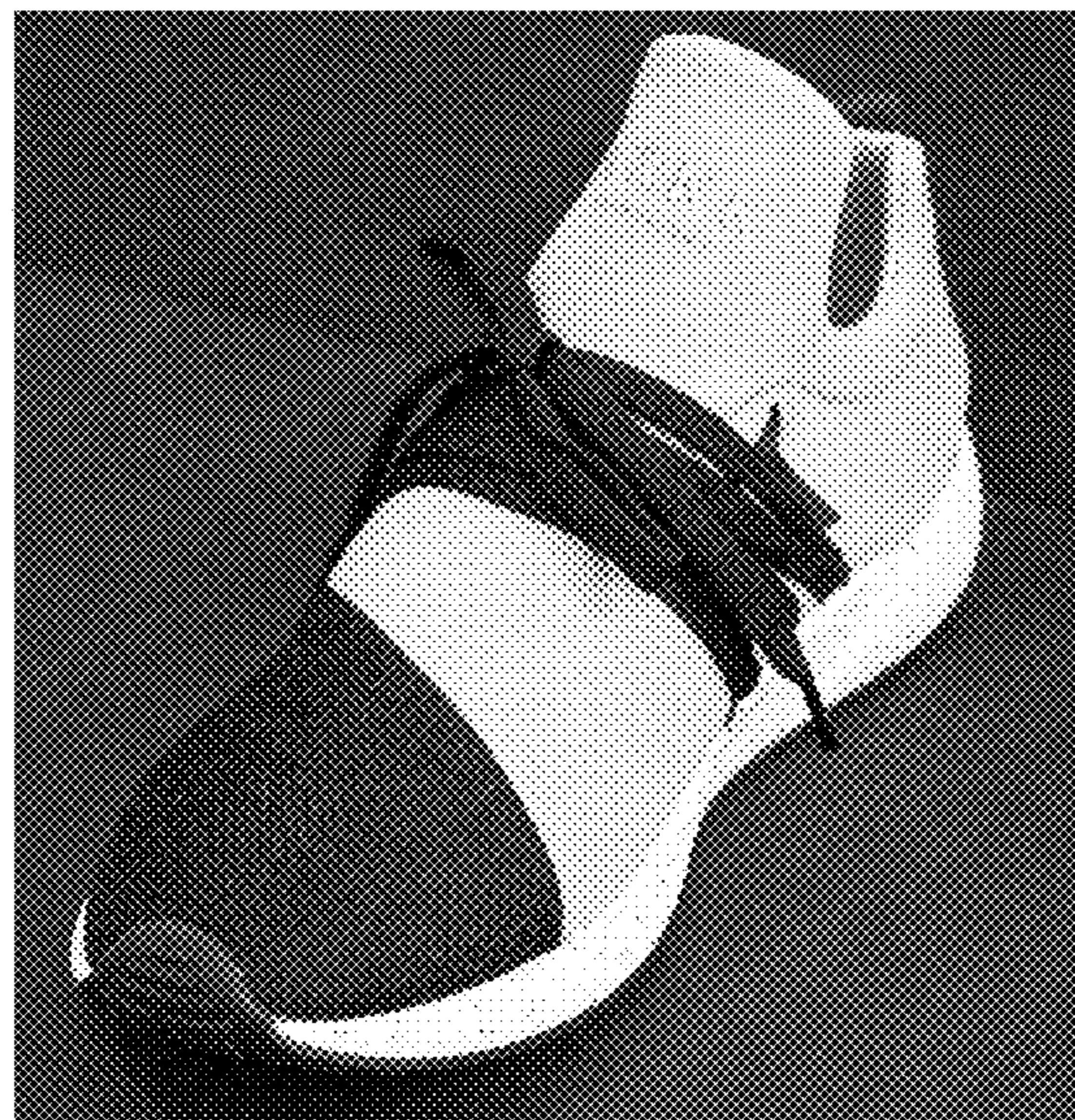
Fig. 1.3 is a back elevational view thereof;

Fig. 1.4 is a top plan view thereof;

Fig. 1.5 is a front elevational view thereof; and

Fig. 1.6 is a front perspective view thereof.

1 Claim, 6 Drawing Sheets
(6 of 6 Drawing Sheet(s) Filed in Color)



1.1




1.2



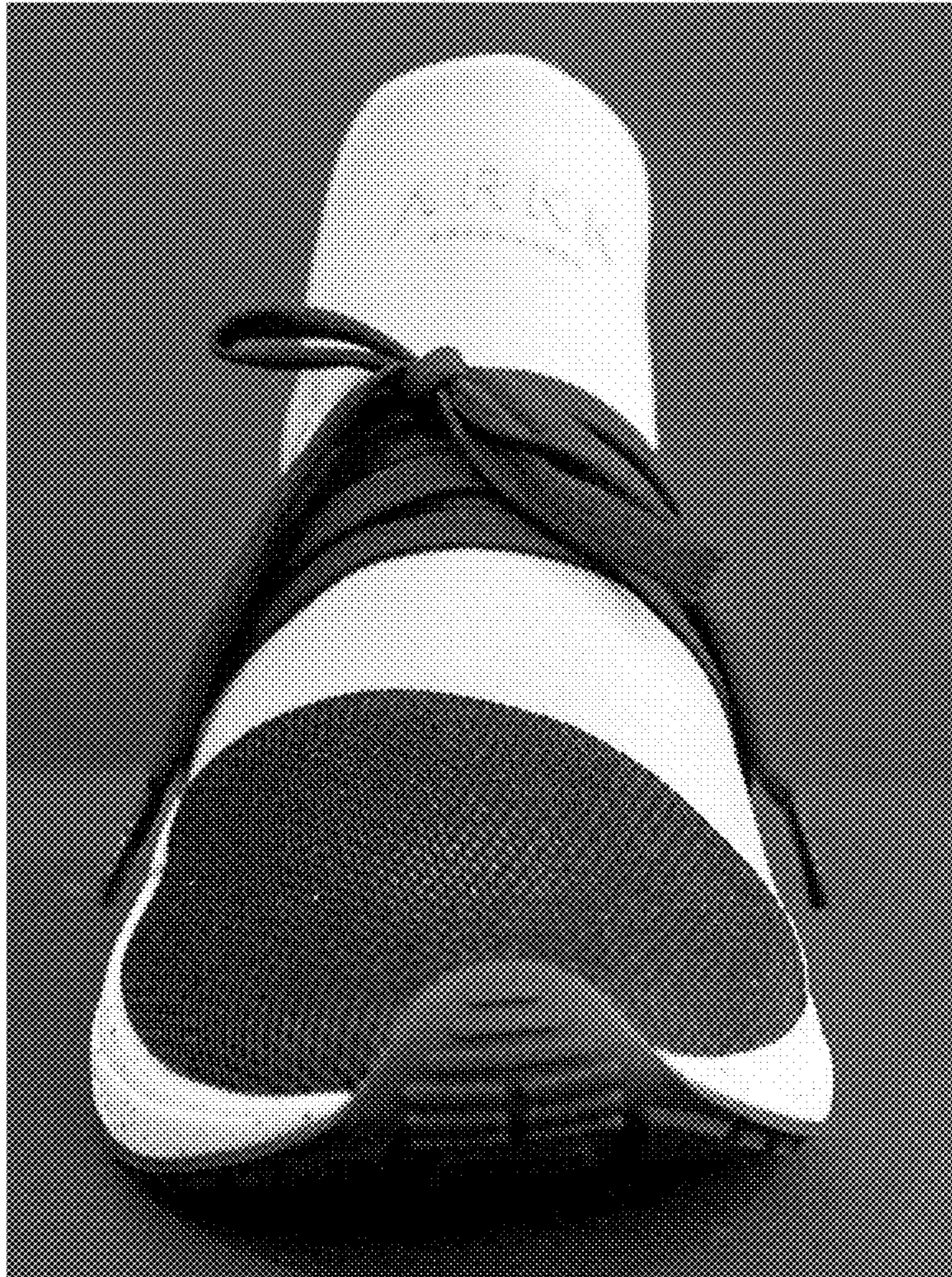
1.3



1.4



1.5



1.6

