



US00D811695S

(12) **United States Design Patent** (10) **Patent No.:** **US D811,695 S**
Mangnall-Schwarz (45) **Date of Patent:** **** Mar. 6, 2018**

(54) **WINGED CAPE FOR CHILDREN’S PLAY**

D193,497 S * 9/1962 Kelley D2/741
D193,498 S * 9/1962 Kelley D2/741
D422,397 S * 4/2000 Cohen D2/858
D433,210 S * 11/2000 Allison D2/741

(71) Applicant: **Christine L. Mangnall-Schwarz,**
Henderson, NV (US)

(Continued)

(72) Inventor: **Christine L. Mangnall-Schwarz,**
Henderson, NV (US)

OTHER PUBLICATIONS

(**) Term: **15 Years**

“Create Butterfly Wings for Children” Oct. 14, 2013, diyreal.com,
site visited Nov. 8, 2017 <<http://diyreal.com/create-butterfly-wings-for-children/>> (Year: 2013).*

(21) Appl. No.: **29/583,755**

(Continued)

(22) Filed: **Nov. 8, 2016**

(51) **LOC (11) Cl.** **02-02**

Primary Examiner — Kevin K Rudzinski

(52) **U.S. Cl.**

Assistant Examiner — Paul D Bohannon

USPC **D2/823**

(74) *Attorney, Agent, or Firm* — QuickPatents, LLC;

(58) **Field of Classification Search**

Kevin Prince

USPC D2/741, 823, 824, 825, 826, 827, 830,
D2/831, 717, 739, 853, 858; D21/831,
D21/832, 833, 404, 420; D3/223;
D11/125

(57) **CLAIM**

CPC A41D 15/04; A41D 2200/20; A41D 7/008;
A41D 3/08; A41D 11/00; A63J 7/005;
A63H 33/00

I claim the ornamental design for a winged cape for children’s play, as shown and described.

See application file for complete search history.

DESCRIPTION

(56) **References Cited**

FIG. 1 is a perspective view of a winged cape for children’s play, showing a first embodiment of my new design as worn by a person,

U.S. PATENT DOCUMENTS

D6,632 S * 5/1873 Landenberger D2/823
D7,831 S * 11/1874 Landenberger D2/823
D30,867 S * 5/1899 Amsden D2/728
766,613 A * 8/1904 Greene A41D 3/08
2/88
D45,010 S * 12/1913 Lanier D2/739
D45,595 S * 4/1914 Guinzburg D2/860
D59,555 S * 11/1921 Ladd 2/46
1,916,068 A * 6/1933 Nyhagen A41D 7/008
2/69
D115,064 S * 5/1939 Fadie D2/823
D135,086 S * 2/1943 Raymundo D2/853
D175,789 S * 10/1955 Massey D2/853
2,959,789 A * 11/1960 Mills A41D 15/04
2/108

FIG. 2 is a perspective view of FIG. 1, illustrated in a flat configuration;

FIG. 3 is a front elevational view of FIG. 2;

FIG. 4 is a rear elevational view of FIG. 2;

FIG. 5 is a left-side elevational view of FIG. 2;

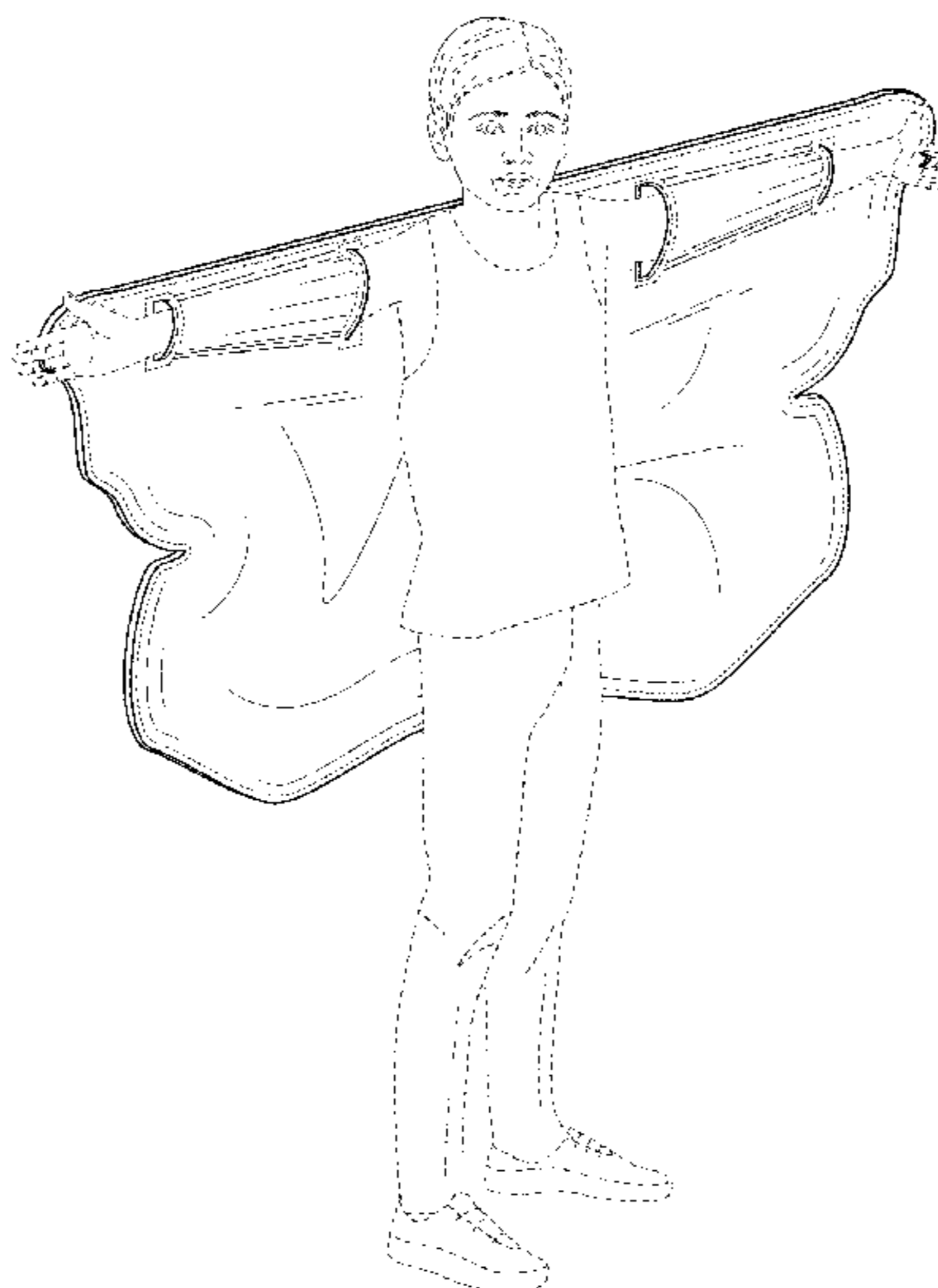
FIG. 6 is a right-side elevational view of FIG. 2;

FIG. 7 is a top plan view of FIG. 2; and,

FIG. 8 is a bottom plan view of FIG. 2.

The broken lines showing a person in FIG. 1 depict environmental matter and form no part of the claimed design. The remaining broken lines represent stitching, and are part of the claimed design.

1 Claim, 4 Drawing Sheets



(56)

References Cited

U.S. PATENT DOCUMENTS

D458,435 S * 6/2002 Rogone D2/823
 6,401,249 B2 * 6/2002 Haar A41D 11/00
 2/69
 6,536,049 B2 * 3/2003 Jastrab A41D 1/00
 2/69.5
 7,037,163 B2 * 5/2006 Beard A63H 33/00
 2/88
 D527,171 S * 8/2006 Frederick D2/741
 D527,867 S * 9/2006 Chase D2/823
 D542,007 S * 5/2007 Huang D2/728
 D578,278 S * 10/2008 Song D2/823
 D607,183 S * 1/2010 Stumpfl D2/858
 D618,433 S * 6/2010 Gray D2/717
 D619,333 S * 7/2010 Stowell D2/823
 D626,724 S * 11/2010 Duran, Jr. D2/741
 D634,917 S * 3/2011 Boehm D2/823
 8,087,969 B2 * 1/2012 Sun A63J 7/005
 446/26
 D665,972 S * 8/2012 Monteparo D2/741
 D665,973 S * 8/2012 Monteparo D2/741
 D665,974 S * 8/2012 Monteparo D2/741
 D665,975 S * 8/2012 Monteparo D2/741

D679,484 S * 4/2013 Brown D2/823
 D722,234 S * 2/2015 BenDavid D3/223
 D735,446 S * 8/2015 Daws D2/823
 D747,848 S * 1/2016 Sanders D2/823
 D759,945 S * 6/2016 Brazill D2/853
 D763,728 S * 8/2016 Hung D11/125
 D764,761 S * 8/2016 Pavalon D2/826
 D792,679 S * 7/2017 Gamble D2/826
 D801,004 S * 10/2017 Perez D2/825
 D801,005 S * 10/2017 Perez D2/825
 2002/0073476 A1 * 6/2002 Jastrab A41D 1/00
 2/88
 2012/0060254 A1 * 3/2012 Blade A41D 15/04
 2/69
 2013/0239290 A1 * 9/2013 Rossi A41D 7/008
 2/84

OTHER PUBLICATIONS

“Orange Monarch Wings” Jun. 24, 2013, amazon.com, site visited
 Dec. 12, 2017 <https://www.amazon.com/Douglas-50568-Orange-Monarch-Wings/dp/B00B7S6EY0/ref=cm_cr_arp_d_product_top?ie=UTF8> (Year: 2013).*

* cited by examiner

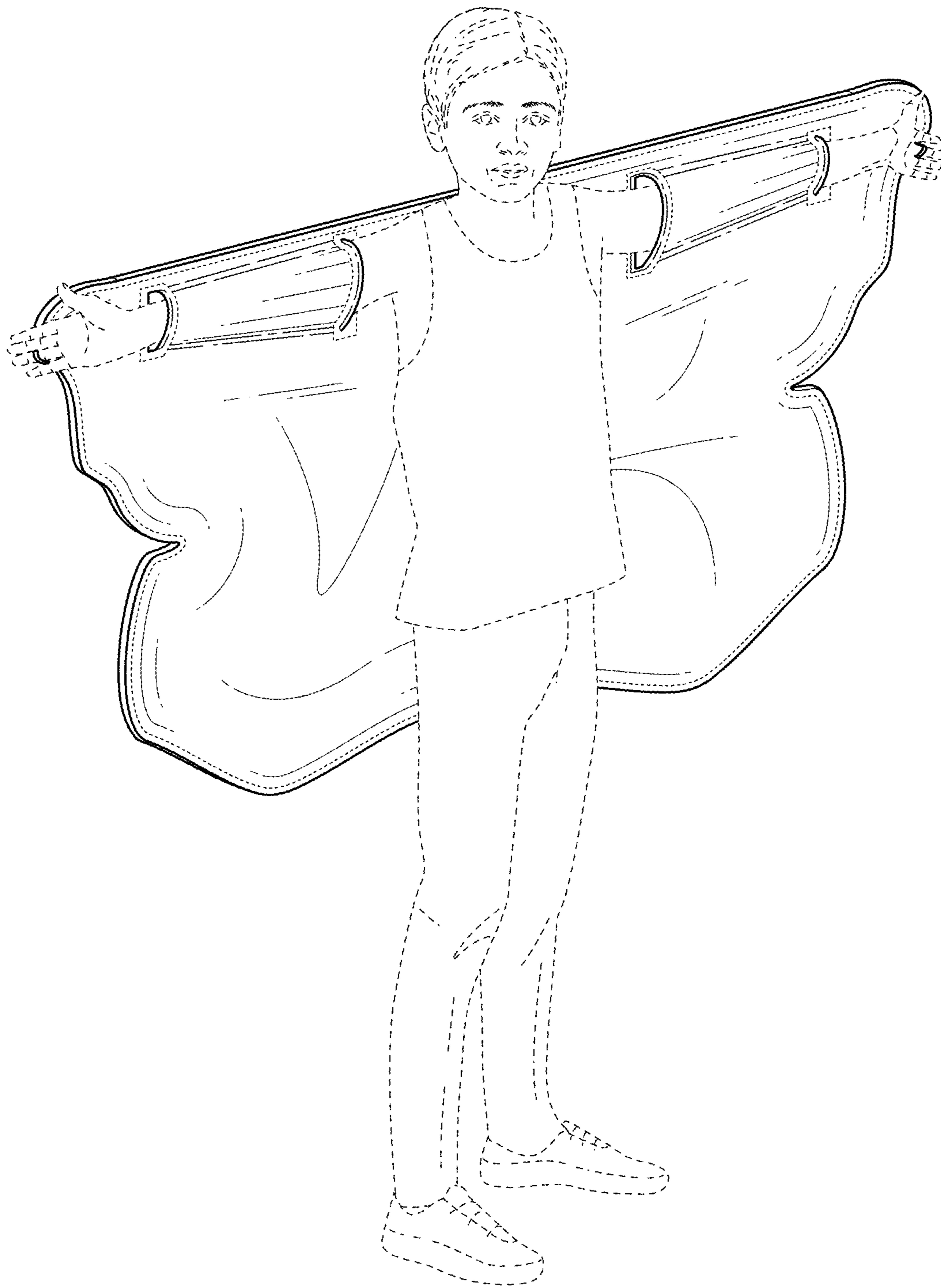


FIG. 1

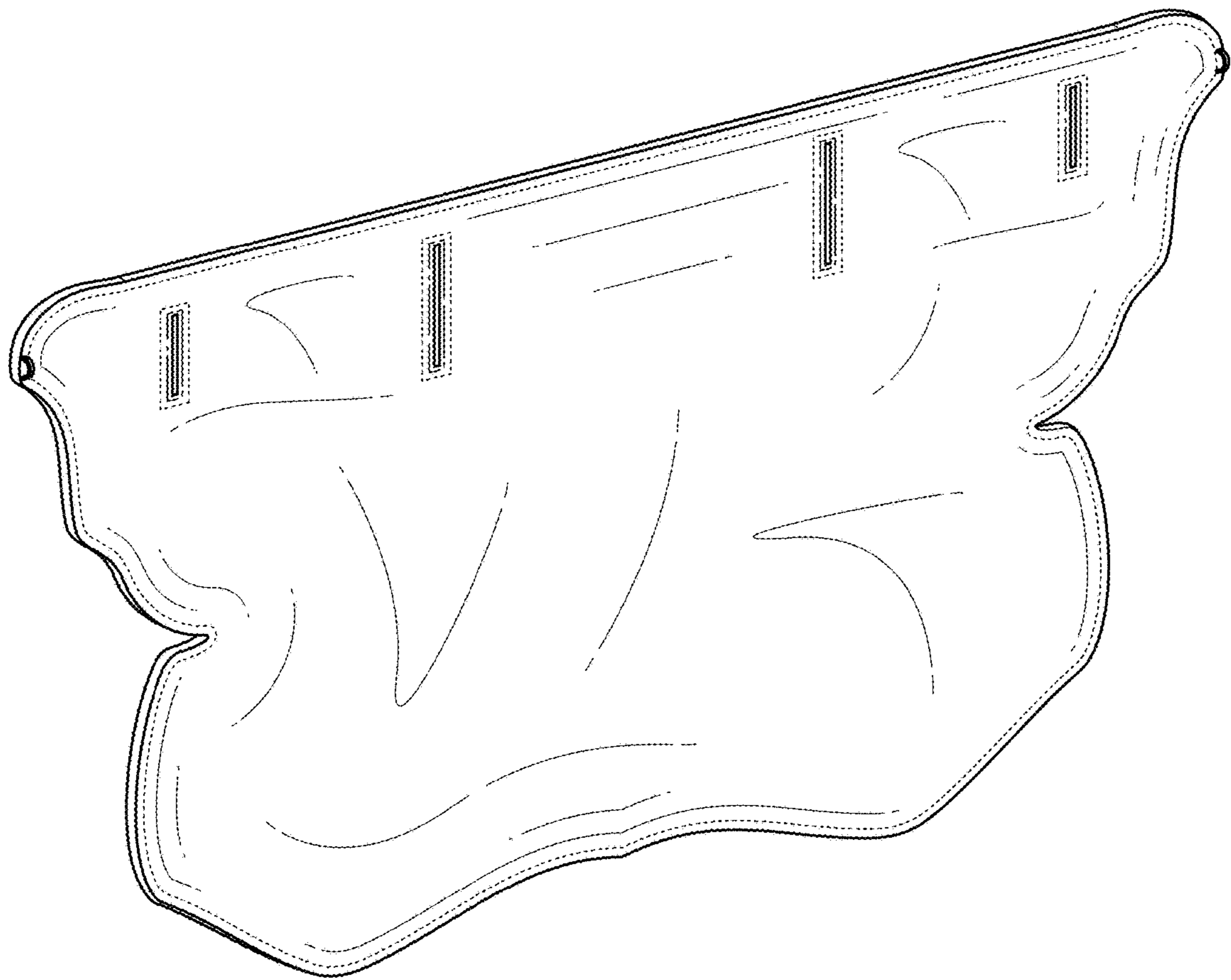


FIG. 2

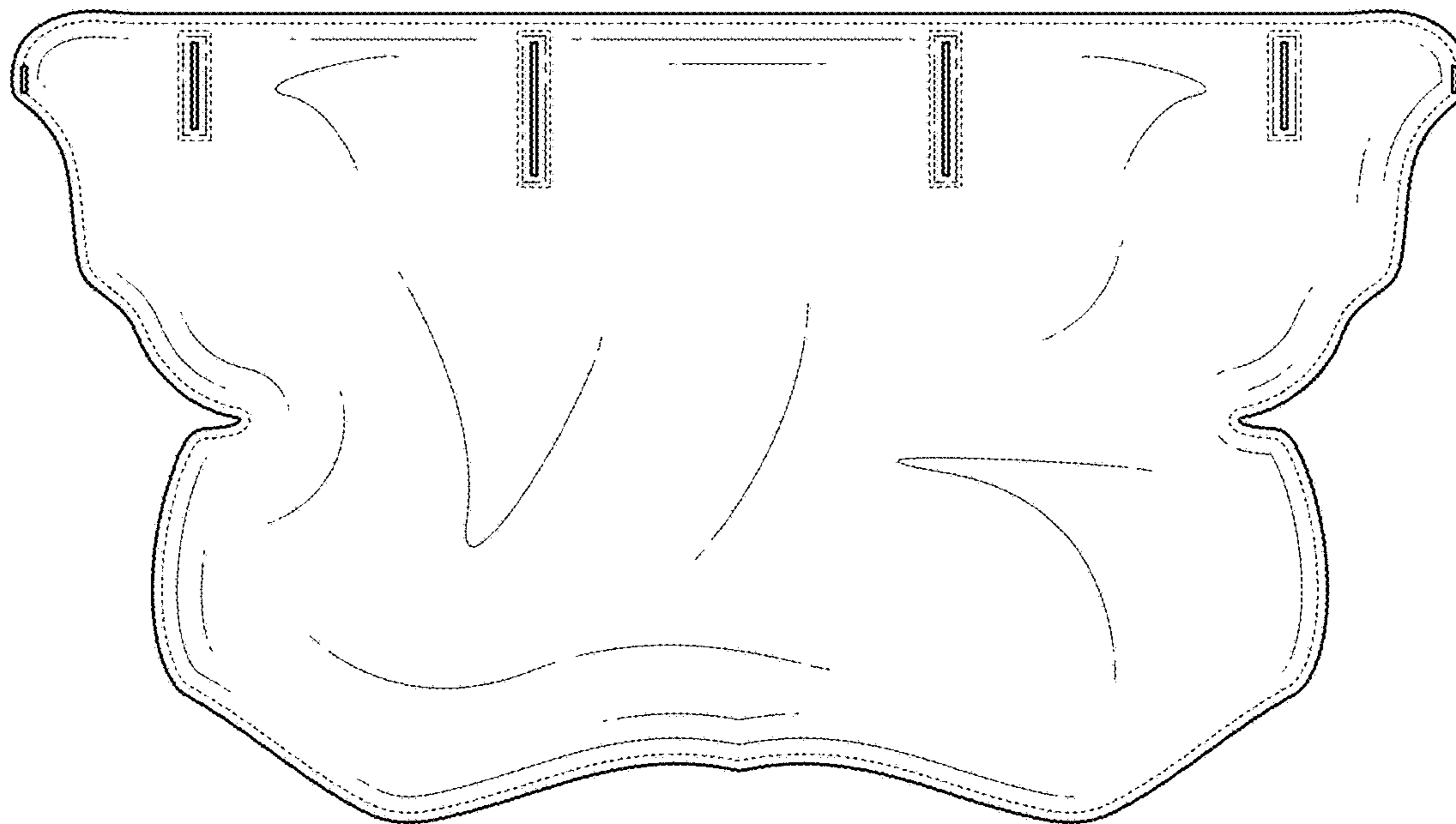


FIG. 3




FIG. 4



FIG. 5



FIG. 6




FIG. 7



FIG. 8