



US00D811694S

(12) **United States Design Patent**
Griffin

(10) **Patent No.:** **US D811,694 S**

(45) **Date of Patent:** **** Mar. 6, 2018**

(54) **GARMENT**

(71) Applicant: **GRIFFIN FITNESS**, Benicia, CA (US)

(72) Inventor: **Joel B. Griffin**, Benicia, CA (US)

(**) Term: **15 Years**

(21) Appl. No.: **29/578,186**

(22) Filed: **Sep. 19, 2016**

Related U.S. Application Data

(62) Division of application No. 29/540,137, filed on Sep. 21, 2015, now Pat. No. Des. 769,579.

(51) **LOC (11) Cl.** **02-02**

(52) **U.S. Cl.**
USPC **D2/742; D2/731**

(58) **Field of Classification Search**
USPC D2/742, 731, 738
CPC . A41D 1/00; A41D 1/06; A41D 1/067; A41D
1/086; A41D 7/00
See application file for complete search history.

(56) **References Cited**

U.S. PATENT DOCUMENTS

| | | | | |
|--------------|---------|----------|-------|--------|
| D402,786 S * | 12/1998 | Fujii | | D2/731 |
| D593,728 S * | 6/2009 | Rance | | D2/738 |
| D681,311 S * | 5/2013 | McLaren | | D2/742 |
| D683,107 S * | 5/2013 | McLaren | | D2/742 |
| D688,032 S * | 8/2013 | Harte | | D2/742 |
| D698,520 S * | 2/2014 | Anderson | | D2/742 |
| D707,921 S * | 7/2014 | Tanaka | | D2/742 |
| D769,579 S * | 10/2016 | Griffin | | D2/742 |

| | | | | |
|-------------------|---------|--------------|-------|---------------------|
| D778,032 S * | 2/2017 | Lago | | D2/742 |
| D781,529 S * | 3/2017 | Darmour | | D2/742 |
| D797,403 S * | 9/2017 | Moore | | D2/731 |
| D799,157 S * | 10/2017 | Darmour | | D2/731 |
| D800,999 S * | 10/2017 | Braun | | D2/742 |
| D802,257 S * | 11/2017 | Van Sisseren | | D2/742 |
| D802,258 S * | 11/2017 | Lomax | | D2/742 |
| D802,259 S * | 11/2017 | Lomax | | D2/742 |
| 2015/0143855 A1 * | 5/2015 | Nygaard | | A41D 1/06 66/177 |

* cited by examiner

Primary Examiner — Robin V Webster

Assistant Examiner — James Thorn, Sr.

(74) *Attorney, Agent, or Firm* — Trellis IP Law Group, PC

(57) **CLAIM**

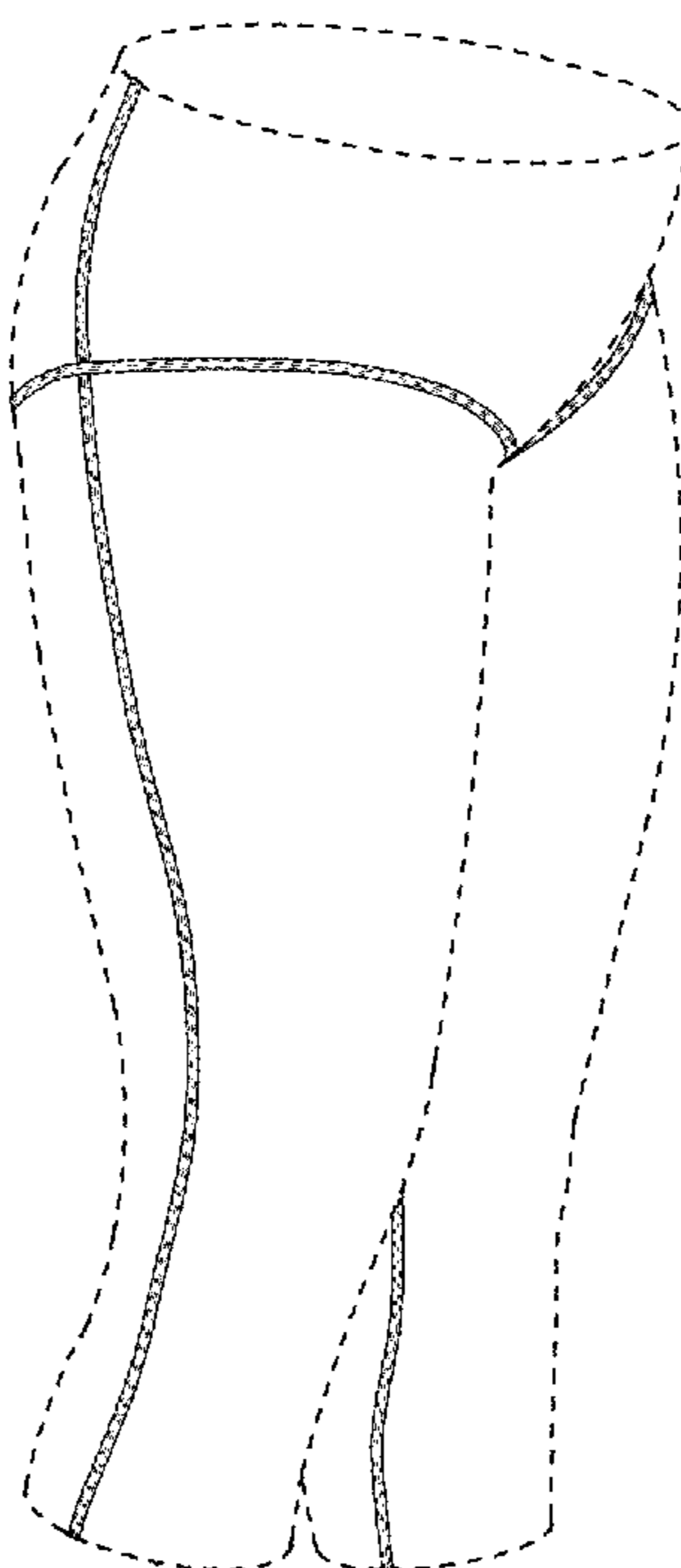
The ornamental seam design for garments, as shown and described.

DESCRIPTION

FIG. 1 is a front perspective view of a garment;
FIG. 2 is a rear perspective view of a garment;
FIG. 3 is a front view of the garment;
FIG. 4 is a rear view of the garment;
FIG. 5 is a right side view of the garment;
FIG. 6 is a left side view of the garment; and,
FIG. 7 is an underside view of the garment in an alternate position of use.

The solid line seams comprise the entirety of the claimed design. The larger broken lines form no part of the claimed design and the smaller broken lines, which represent stitching on the seam, form no part of the claimed design.

1 Claim, 6 Drawing Sheets



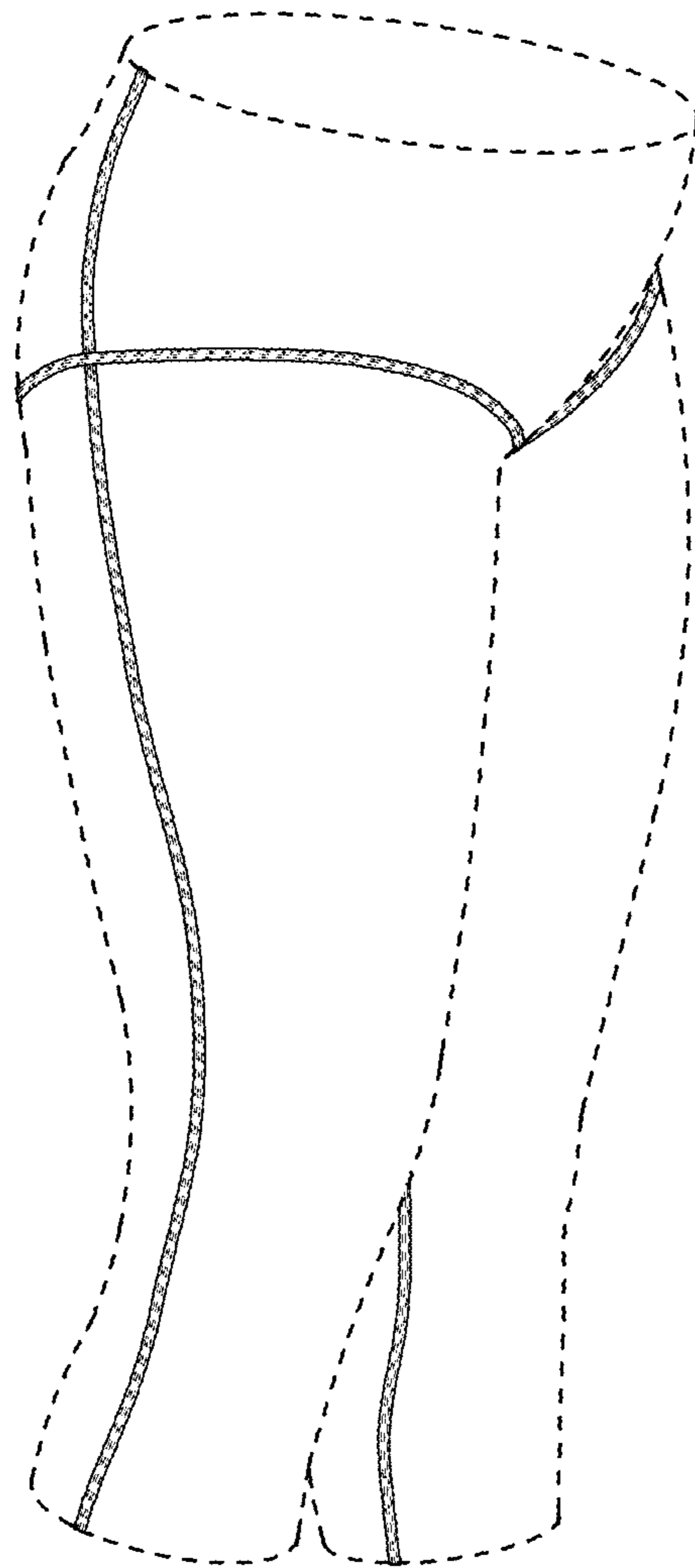


FIG. 1

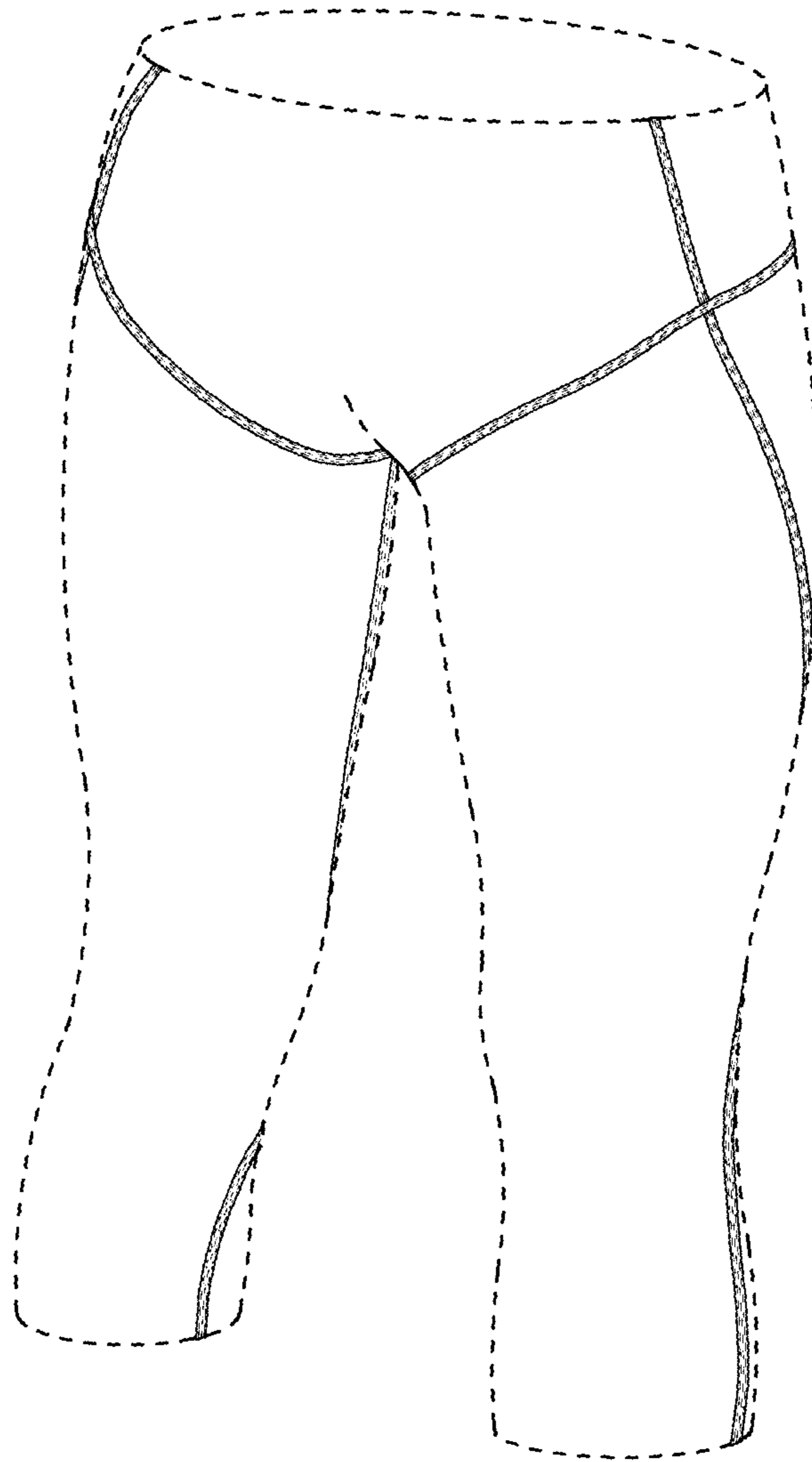


FIG. 2

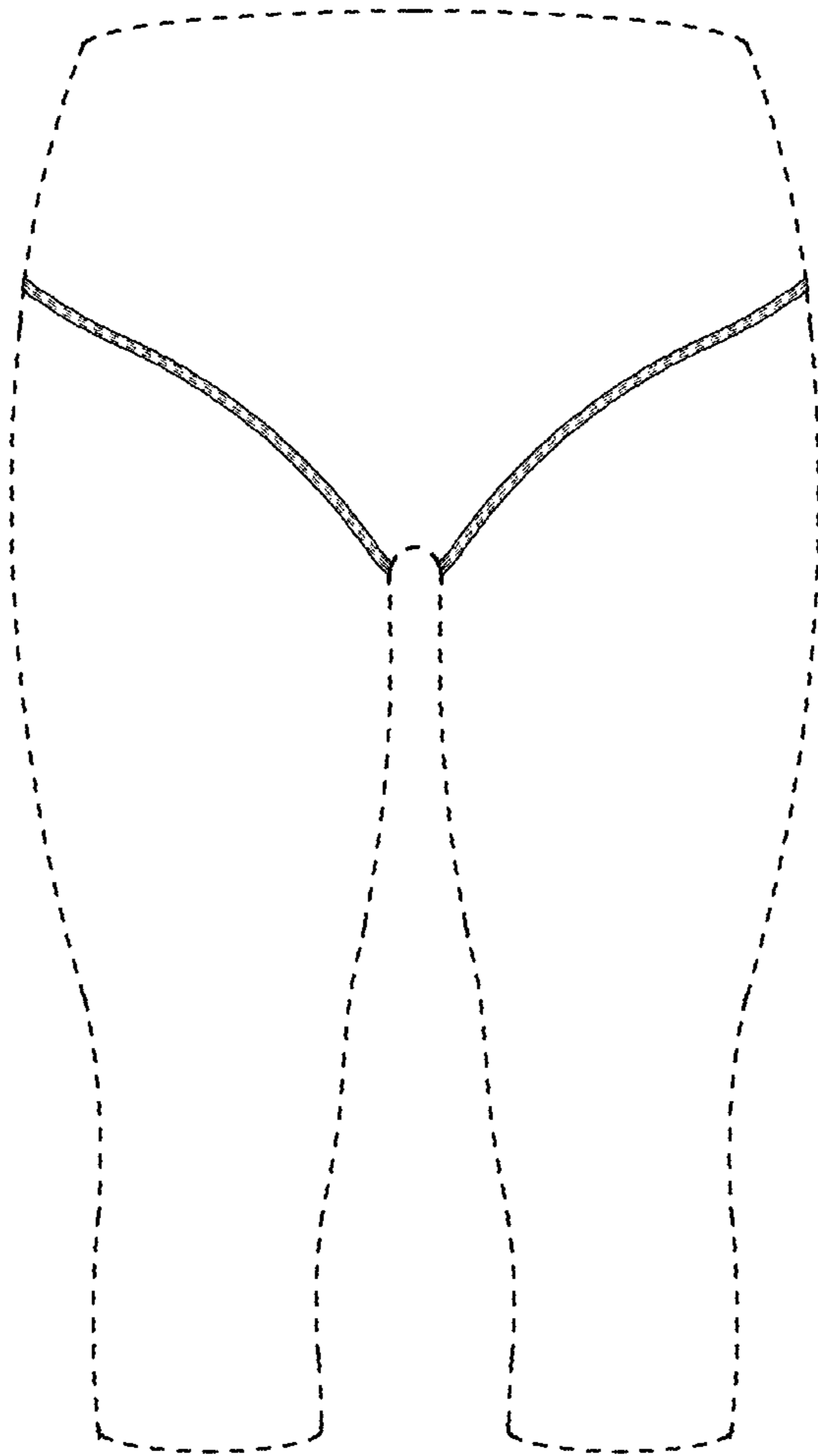


FIG. 3

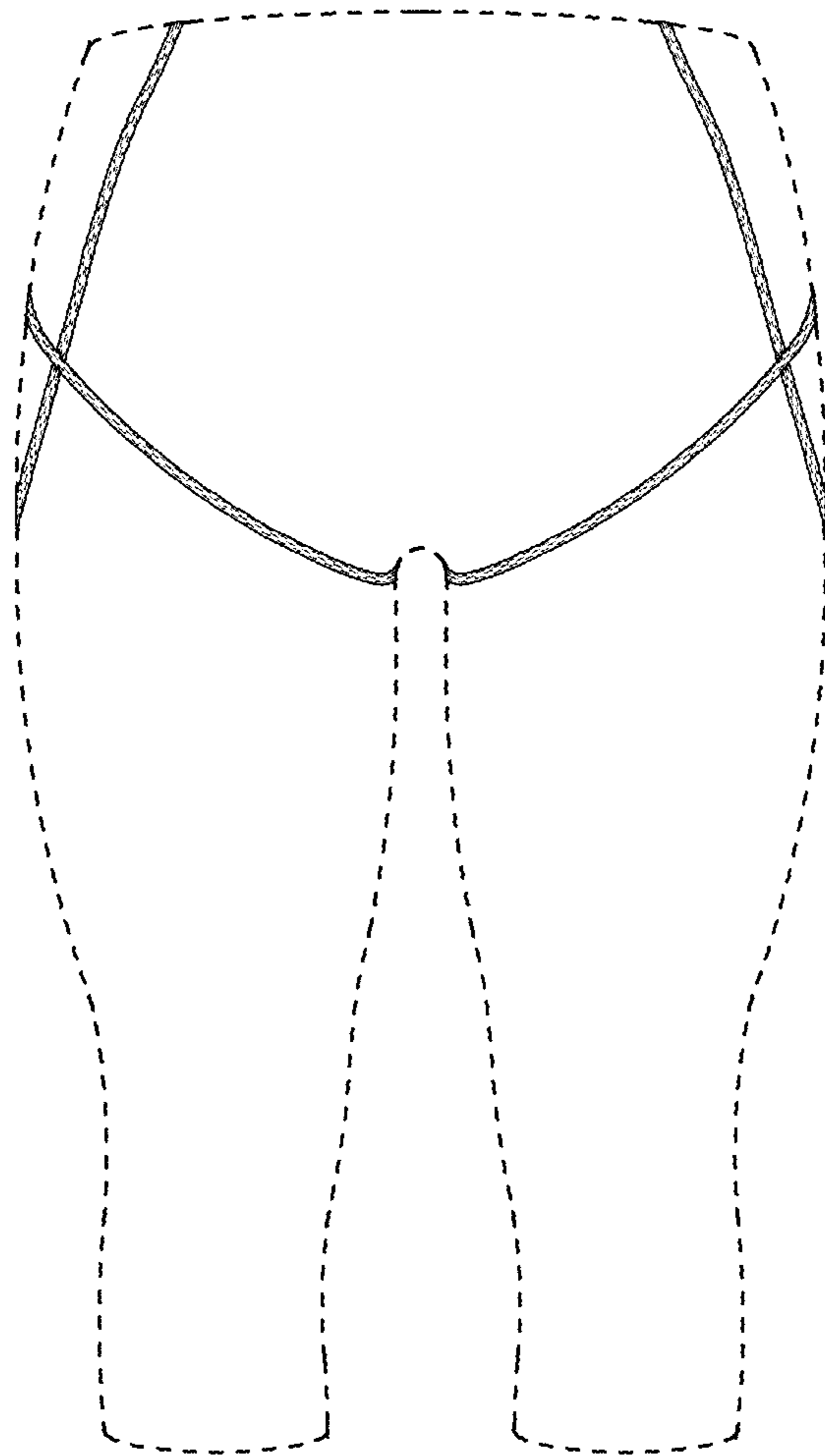


FIG. 4

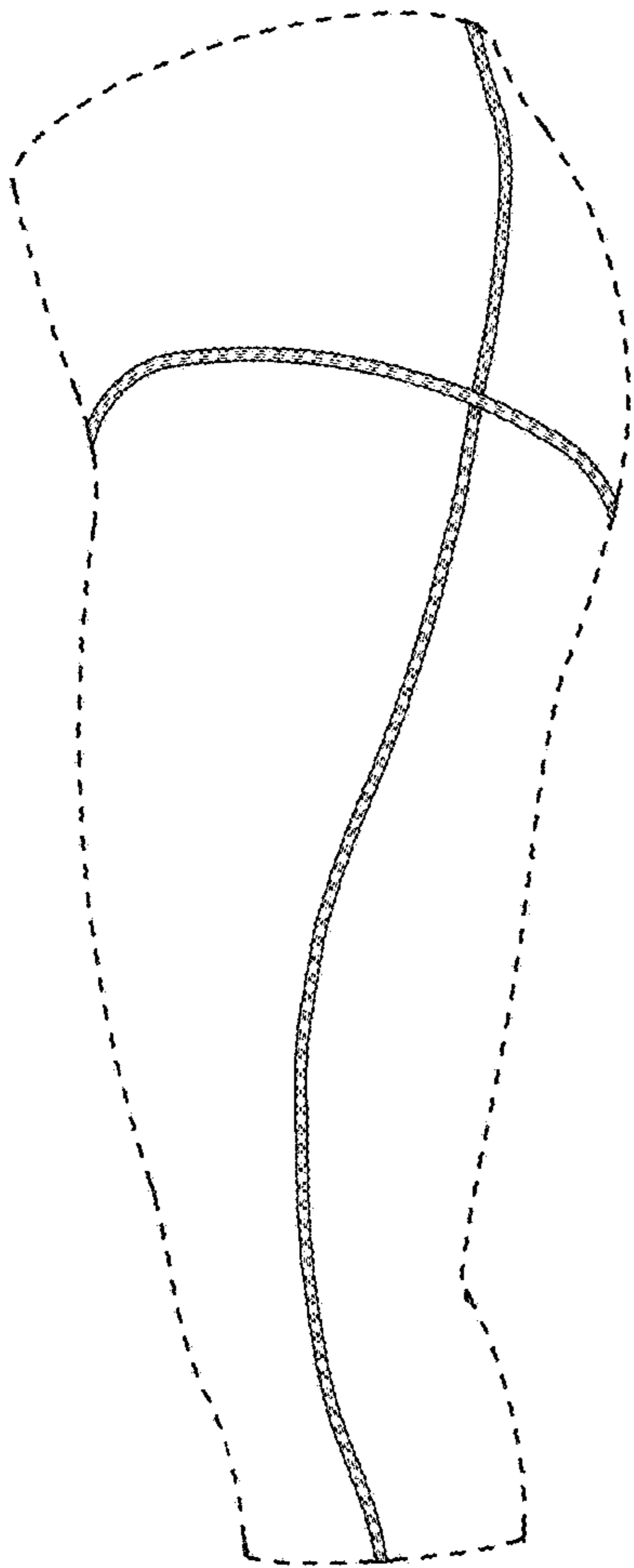


FIG. 5

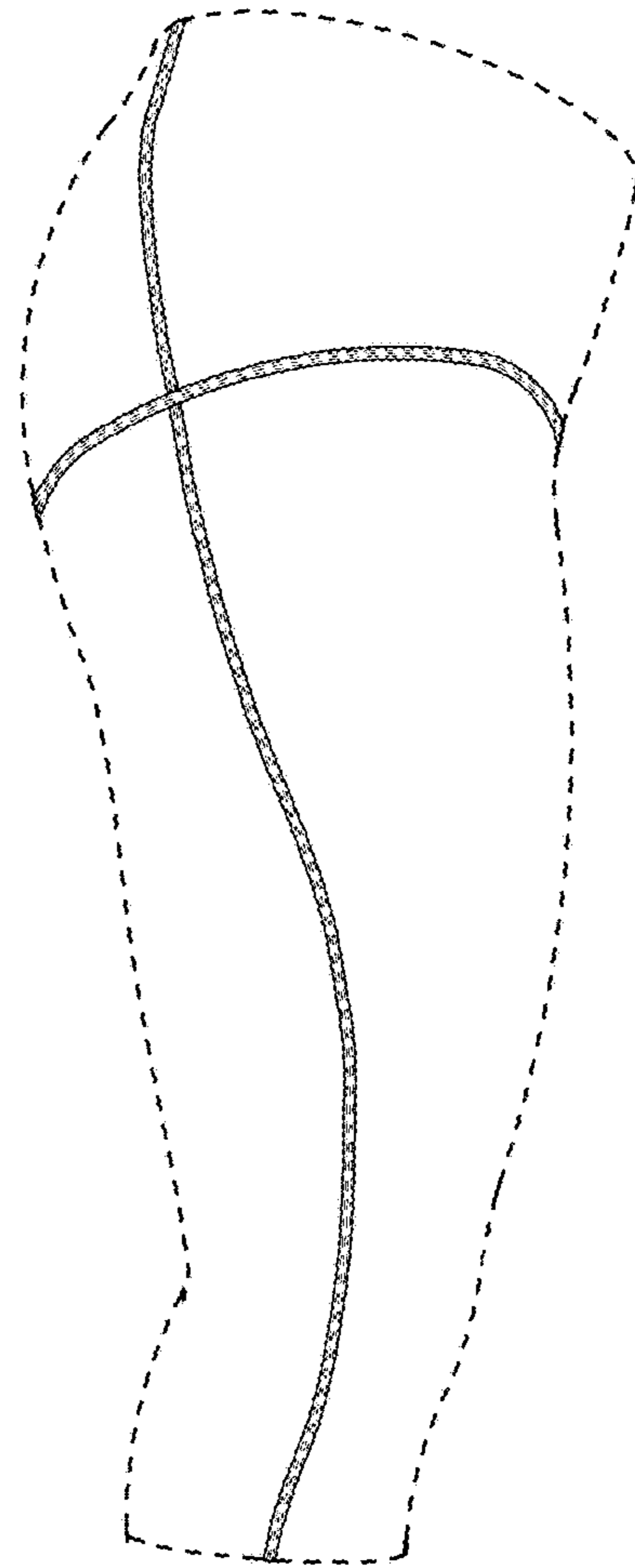


FIG. 6

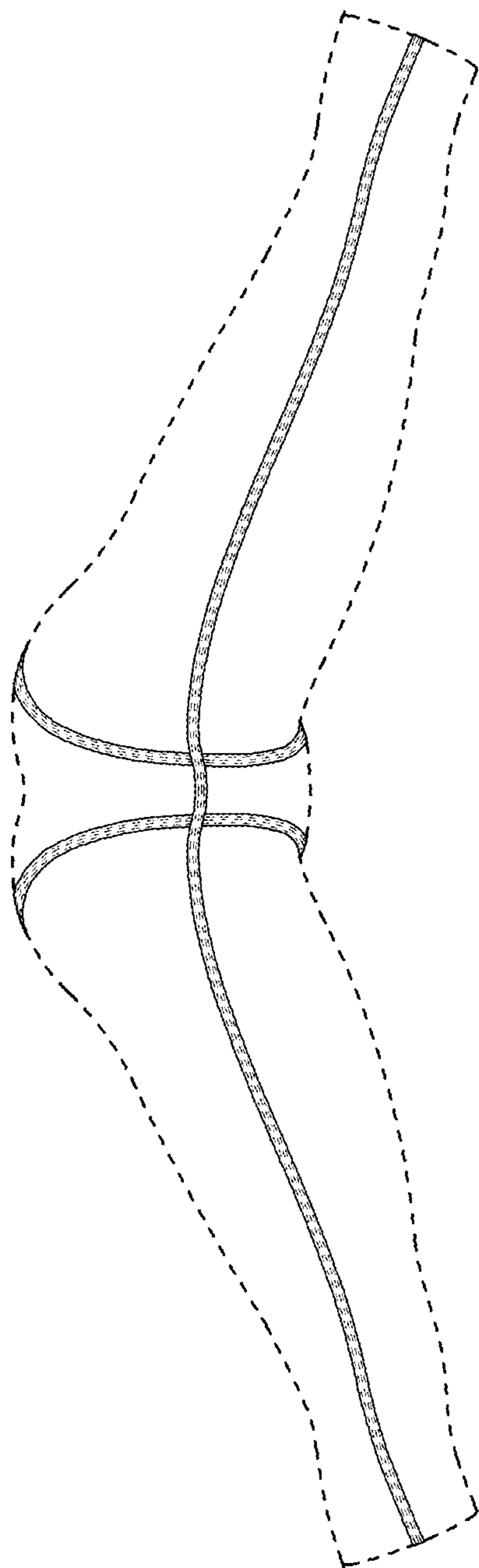


FIG. 7