



US00D811688S

(12) **United States Design Patent** (10) **Patent No.:** **US D811,688 S**  
**Spears et al.** (45) **Date of Patent:** **\*\* Feb. 27, 2018**

(54) **INDOOR PARCEL LOCKER**

D293,863 S \* 1/1988 Chester ..... D6/671  
D315,996 S 4/1991 Barth et al.  
D326,757 S 6/1992 Ullman  
D359,402 S 6/1995 Tisbo et al.  
D434,924 S \* 12/2000 Jermain ..... D6/671  
D484,670 S 12/2003 Robinson

(71) Applicant: **United States Postal Service,**  
Washington, DC (US)

(72) Inventors: **Michael LeRoy Spears,** Chantilly, VA  
(US); **Joel L. Dewnandan,** Bladenburg,  
MD (US); **Donald Eugene Irwin,**  
Fredericksburg, VA (US); **Joram**  
**Shenhar,** Fairfax, VA (US); **William**  
**Albert Tartal,** Baltimore, MD (US)

(Continued)

**FOREIGN PATENT DOCUMENTS**

CN 303294177 \* 7/2015  
TR 201400306-0005 \* 3/2014

(73) Assignee: **UNITED STATES POSTAL**  
**SERVICE,** Washington, DE (US)

**OTHER PUBLICATIONS**

Alibaba Manufacturer Directory, Smart Panel Lockers, website  
2017, [https://smartparcel.en.alibaba.com/product/60124162709-800793226/Intelligent\\_and\\_smart\\_parcel\\_delivery\\_locker.html](https://smartparcel.en.alibaba.com/product/60124162709-800793226/Intelligent_and_smart_parcel_delivery_locker.html),  
[site visited Aug. 21, 2017 7:27:20 PM].\*

(Continued)

(\*\*) Term: **15 Years**

*Primary Examiner* — John Windmuller

(21) Appl. No.: **29/595,568**

*Assistant Examiner* — John R Yeh

(22) Filed: **Feb. 28, 2017**

(74) *Attorney, Agent, or Firm* — MH2 Technology Law  
Group, LLP

**Related U.S. Application Data**

(62) Division of application No. 29/539,922, filed on Sep.  
18, 2015, now Pat. No. Des. 789,649.

(51) **LOC (11) Cl.** ..... **06-04**

(52) **U.S. Cl.**  
USPC ..... **D99/28;** D6/671

(58) **Field of Classification Search**  
USPC ..... D99/28, 34-35, 43, 99; D6/671  
CPC ..... G06F 17/00; G07F 7/08; G05D 3/00  
See application file for complete search history.

(57) **CLAIM**

The ornamental design for an indoor parcel locker, as shown  
and described.

**DESCRIPTION**

(56) **References Cited**

**U.S. PATENT DOCUMENTS**

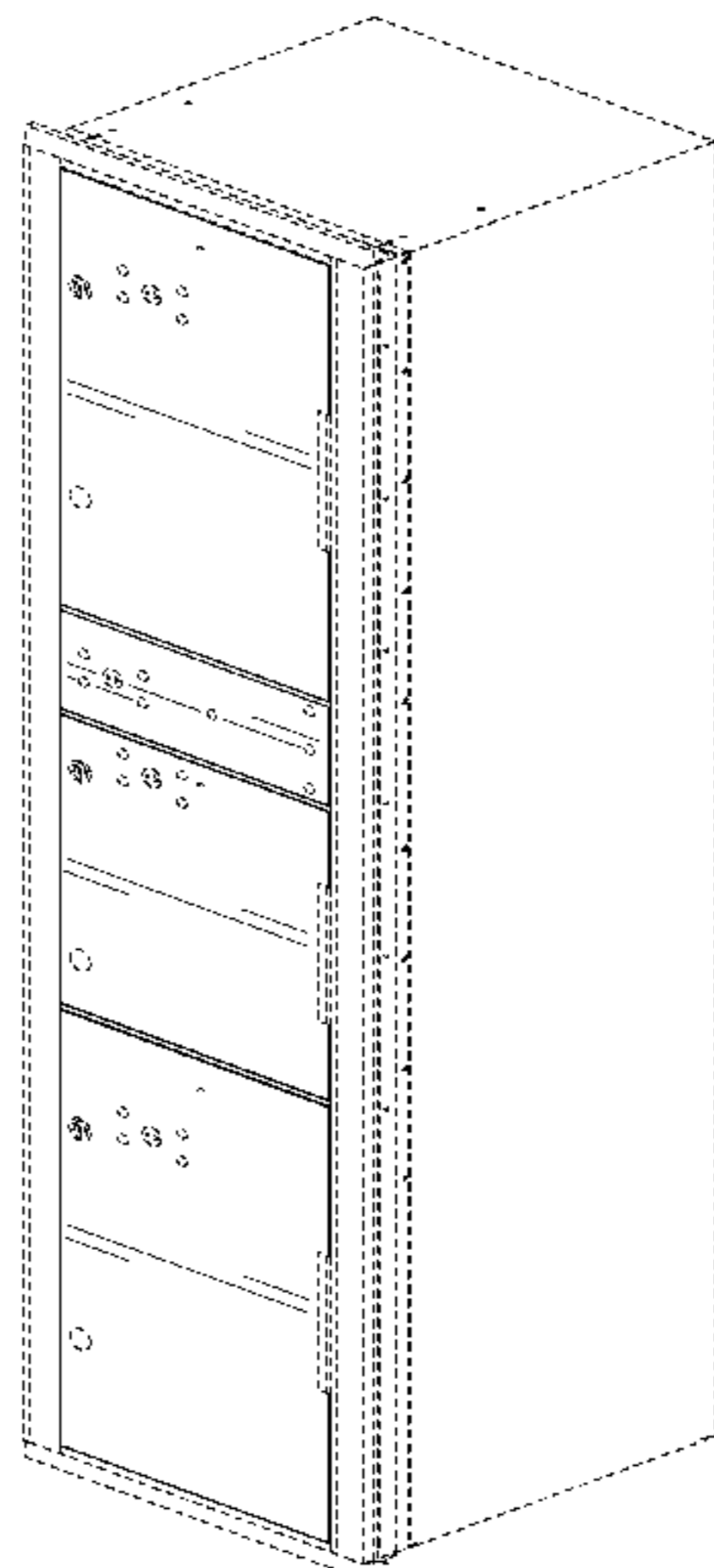
D200,038 S \* 1/1965 Wilner ..... D3/249  
D216,717 S 3/1970 Van Ryn et al.  
D225,922 S \* 1/1973 Rosenberg ..... D6/671  
D231,649 S \* 5/1974 Williams ..... D99/28  
D237,630 S \* 11/1975 Cantley ..... D99/28  
D248,138 S \* 6/1978 Stackhouse ..... D6/671  
4,121,758 A 10/1978 Bonner  
D255,190 S \* 6/1980 Zapf ..... D6/671

FIG. 1 is a front perspective view of an indoor parcel locker,  
according to a new design; and,  
FIG. 2 is a front elevation view of the indoor parcel locker  
of FIG. 1.

The undisclosed rear, side, and bottom of the indoor parcel  
locker shown in FIGS. 1 and 2 are not part of the claimed  
design.

The broken lines in the drawings depict unclaimed subject  
matter and form no part of the design.

**1 Claim, 2 Drawing Sheets**



(56)

References Cited

U.S. PATENT DOCUMENTS

D516,768 S \* 3/2006 Walker ..... D99/28  
 D522,270 S 6/2006 Roeseler  
 D537,651 S 3/2007 Seo et al.  
 D549,424 S 8/2007 Mikolajczyk et al.  
 D559,010 S 1/2008 Mehmen  
 D586,525 S 2/2009 Pendleton  
 D605,424 S \* 12/2009 Lovegrove ..... D6/671  
 D624,274 S \* 9/2010 Pendleton ..... D6/707.2  
 D642,118 S \* 7/2011 Uneo ..... D13/101  
 D670,111 S 11/2012 McNamara  
 D677,714 S \* 3/2013 Helgesson ..... D14/900  
 D684,403 S 6/2013 Gasser  
 D702,914 S \* 4/2014 Budde ..... D99/28  
 D722,740 S 2/2015 Buddle et al.  
 D724,811 S 3/2015 Reitingner  
 9,052,992 B2 6/2015 Irwin et al.  
 D745,795 S 12/2015 Luo  
 9,223,315 B2 \* 12/2015 Irwin ..... G05D 3/00  
 D754,460 S 4/2016 Sheppard  
 D758,114 S 6/2016 Bey et al.  
 D767,239 S \* 9/2016 Umeda ..... D99/34  
 D769,032 S \* 10/2016 Burden ..... D6/671  
 9,457,442 B2 \* 10/2016 Flitsch ..... H01L 21/67017  
 D775,622 S 1/2017 Fu et al.  
 D779,858 S \* 2/2017 Conn ..... D6/669  
 D785,274 S \* 4/2017 Mikolajczyk ..... D99/29  
 D789,649 S \* 6/2017 Spears ..... D99/28  
 D789,712 S \* 6/2017 Bashkin ..... D6/671  
 9,733,647 B2 \* 8/2017 Irwin ..... G05D 3/00  
 2005/0083176 A1 4/2005 Yamada

2012/0062362 A1 \* 3/2012 Rudduck ..... G07F 17/12  
 340/5.64  
 2012/0326840 A1 12/2012 Frankenberg et al.  
 2013/0226329 A1 \* 8/2013 Flitsch ..... H01L 21/67727  
 700/112

OTHER PUBLICATIONS

Australian Parcel Box, Parcel Lockers, website 2017, <http://www.australianparcelbox.com.au/Parcel-Lockers>, [site visited Aug. 21, 2017 7:20:00 PM].\*

Delivery choice—Parcel lockers—International Post Corporation, article update 2017, <https://www.ipc.be/en/knowledge-centre/e-commerce/articles/parcel-lockers>, [site visited Aug. 21, 2017 7:22:13 PM].\*

TZ Pad Locker Brochure, Retrieved from the internet Jan. 24, 2017: <http://conten.yudu.com/Library/Aly6gk/TZPadLockerBrochure/resources/1.htm>, 1 page.

Intelligent Locker Delivery Service Lockers, Retrieved from the internet Jan. 24, 2017: [http://winnsen.com/china-intelligent\\_locker\\_delivery\\_service\\_lockers\\_network\\_remote\\_control\\_post\\_parcel\\_locker-7069806.html](http://winnsen.com/china-intelligent_locker_delivery_service_lockers_network_remote_control_post_parcel_locker-7069806.html), 5 pages.

Rack Ladder Parcel Lockers—USPS Access | Mailboxes.com, Jul. 24, 2011, Retrieved from the internet on Jan. 24, 2017: <http://web.archive.org/web/20110724024918/http://www.mailboxes.com/departments/commercial-usps-mailboxes/additional-products/parcel-lockers/rack-ladder/>, 1 page.

Notice of Allowance and Fees Due dated Feb. 21, 2017, Design U.S. Appl. No. 29/539,922, pp. 1-32.

\* cited by examiner

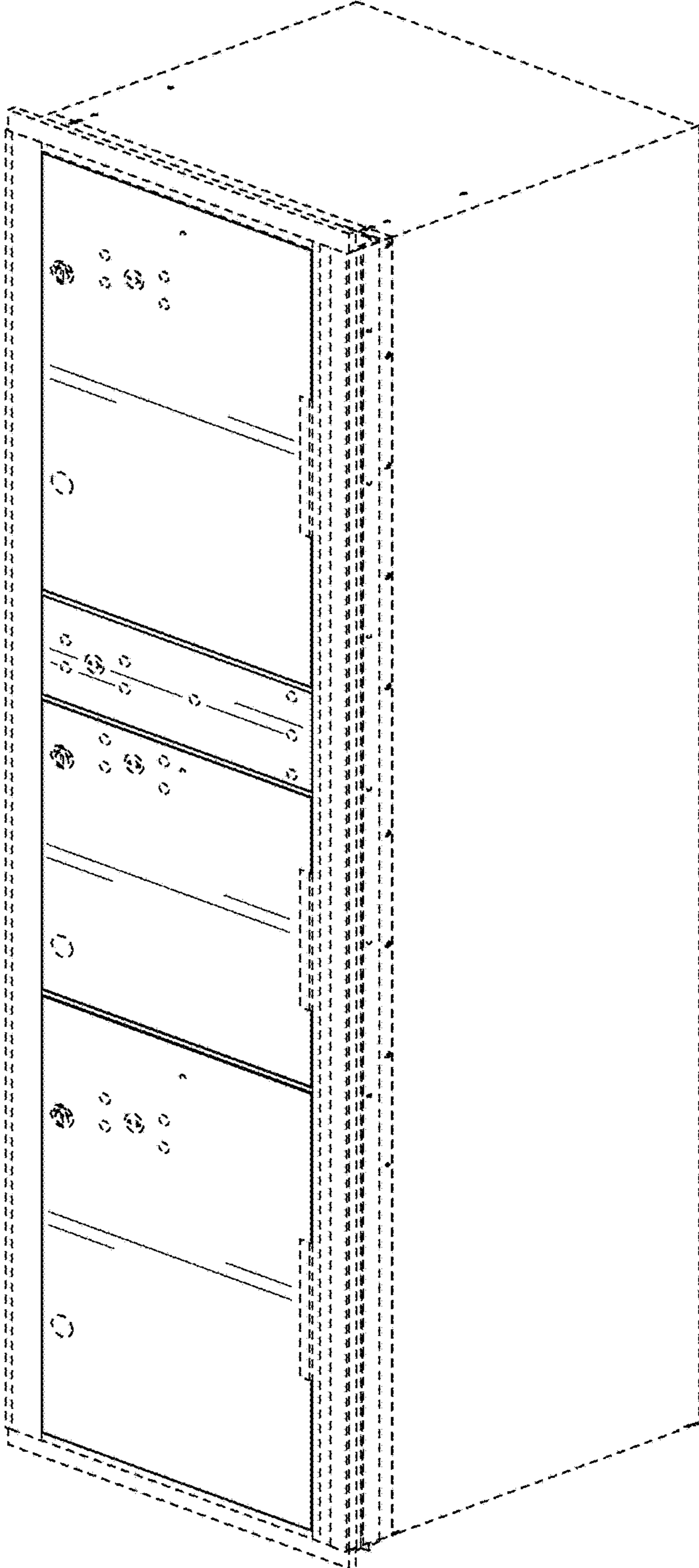


FIG. 1

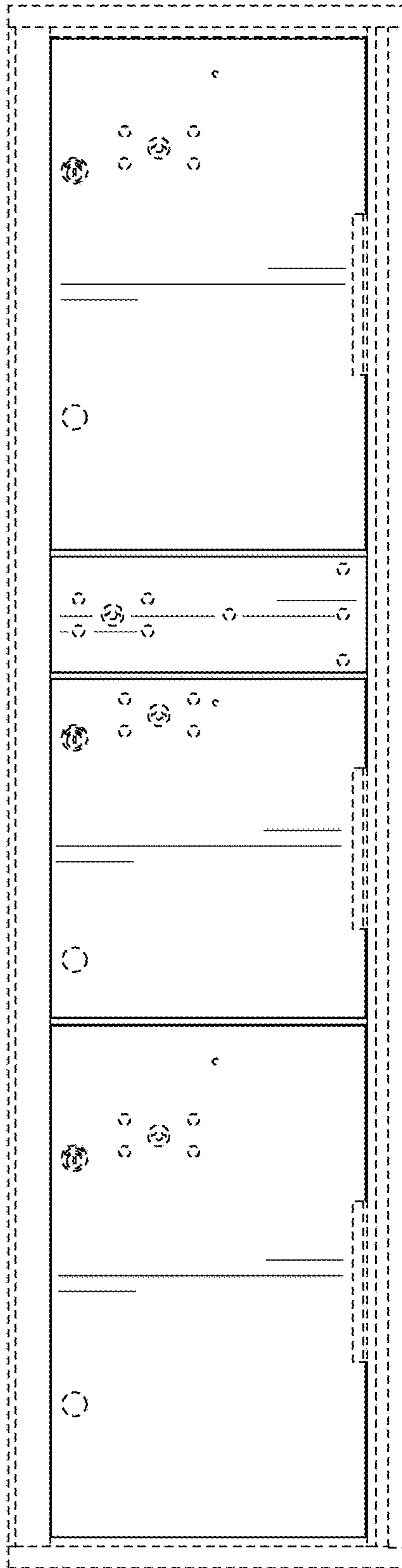


FIG. 2