



US00D811673S

(12) **United States Design Patent** (10) **Patent No.:** **US D811,673 S**  
**Nam et al.** (45) **Date of Patent:** **\*\* Feb. 27, 2018**

(54) **BRUSH FOR VACUUM CLEANER**

(56) **References Cited**

(71) Applicant: **LG ELECTRONICS INC.**, Seoul (KR)

U.S. PATENT DOCUMENTS

(72) Inventors: **Bohyun Nam**, Seoul (KR); **Namhee Kim**, Seoul (KR); **Hyeonjeong An**, Seoul (KR); **Sehwan Bae**, Seoul (KR)

D565,261 S *	3/2008	Peace .....	D32/33
D576,365 S *	9/2008	Wishney .....	D32/32
D603,570 S *	11/2009	Svantesson .....	D32/32
D621,112 S *	8/2010	Benacquisto .....	D32/33
D621,566 S *	8/2010	Crawley .....	D32/33
D656,695 S *	3/2012	Crawley .....	D32/33
D659,923 S *	5/2012	Dyson .....	D32/33
D723,228 S *	2/2015	Luglan .....	D32/18
D764,125 S *	8/2016	Palladino .....	D32/33

(73) Assignee: **LG Electronics Inc.**, Seoul (KR)

(\*\*) Term: **15 Years**

\* cited by examiner

(21) Appl. No.: **35/501,283**

*Primary Examiner* — Michael A. Pratt

(22) Filed: **Jan. 25, 2016**

(74) *Attorney, Agent, or Firm* — Birch, Stewart, Kolasch & Birch, LLP

(80) **Hague Agreement Data**

Int. Filing Date: **Jan. 25, 2016**

Int. Reg. No.: **DM/089293**

Int. Reg. Date: **Jan. 25, 2016**

Int. Reg. Pub. Date: **Jul. 29, 2016**

(57) **CLAIM**

The ornamental design for a brush for vacuum cleaner, as shown and described.

(30) **Foreign Application Priority Data**

**DESCRIPTION**

Sep. 4, 2015 (KR) ..... 30-2015-0045001

(51) **LOC (11) Cl.** ..... **15-05**

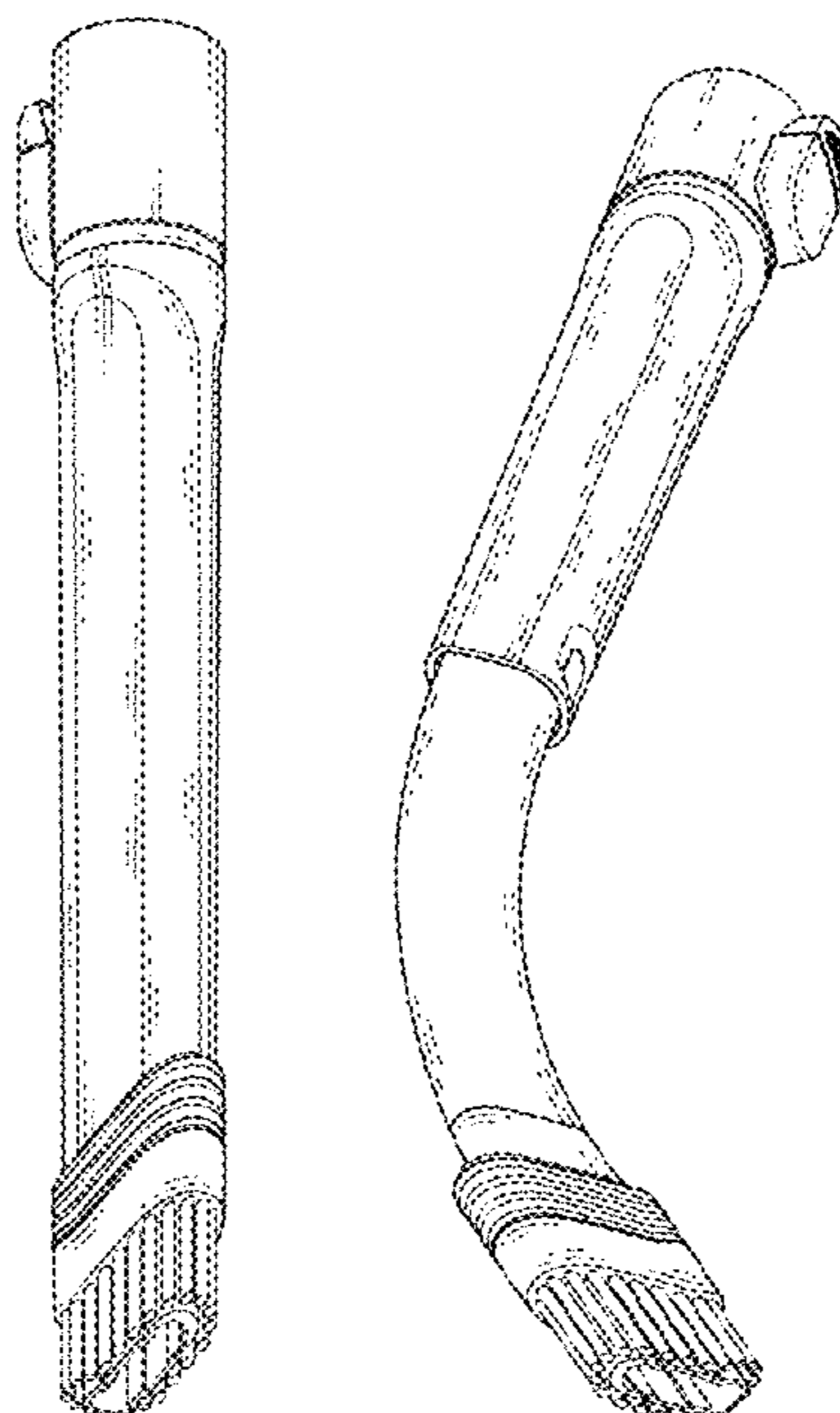
(52) **U.S. Cl.**  
USPC ..... **D32/23**

(58) **Field of Classification Search**  
USPC ..... D23/21, 22, 23, 25, 32, 33, 34; D32/21, D32/22, 23, 25, 32, 33, 34  
CPC . A47L 9/16; A47L 9/20; A47L 9/1683; A47L 9/1666; A47L 9/1608; A47L 9/2857; A47L 9/2842; A47L 9/2836; A47L 9/2847; A47L 9/2852; A47L 5/28; A47L 7/0038; G06N 3/008; E04H 4/1654

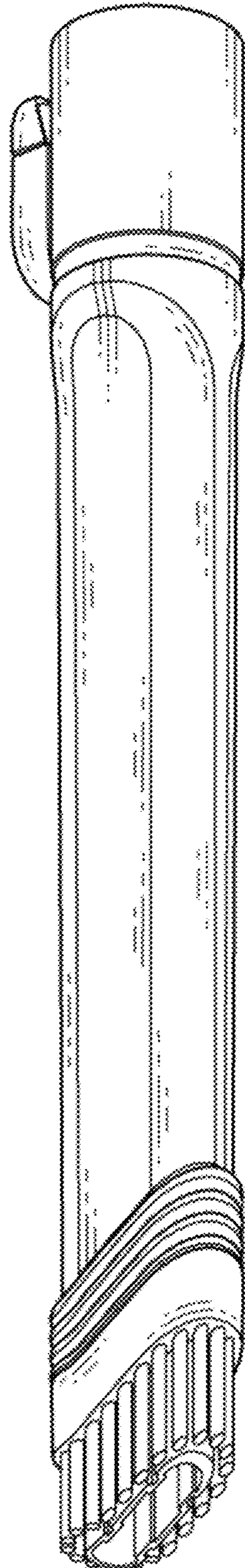
1. Brush for vacuum cleaner
- 1.1 is a perspective view of a brush for vacuum cleaner showing our new design;
- 1.2 is a front elevation view thereof;
- 1.3 is a rear elevation view thereof;
- 1.4 is a left-side elevation view thereof;
- 1.5 is a right-side elevation view thereof;
- 1.6 is a top plan view thereof;
- 1.7 is a bottom plan view thereof;
- 1.8 is a perspective view thereof in an extended position; and
- 1.9 is a perspective view thereof showing a flexible arm in the extended position.

See application file for complete search history.

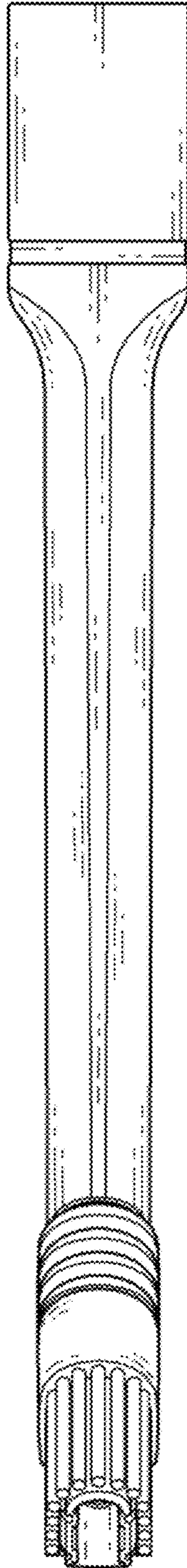
**1 Claim, 9 Drawing Sheets**



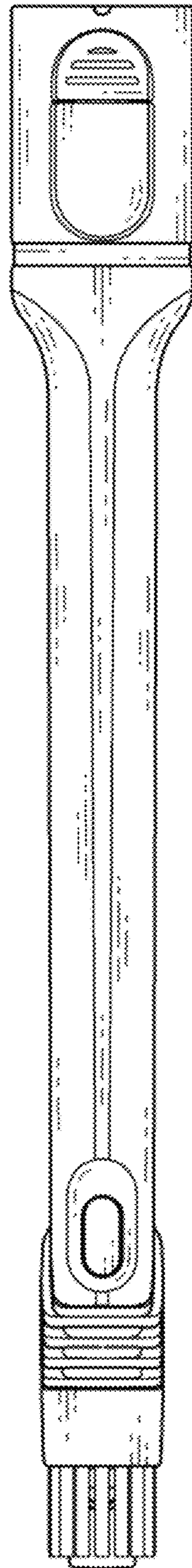
1.1



1.2

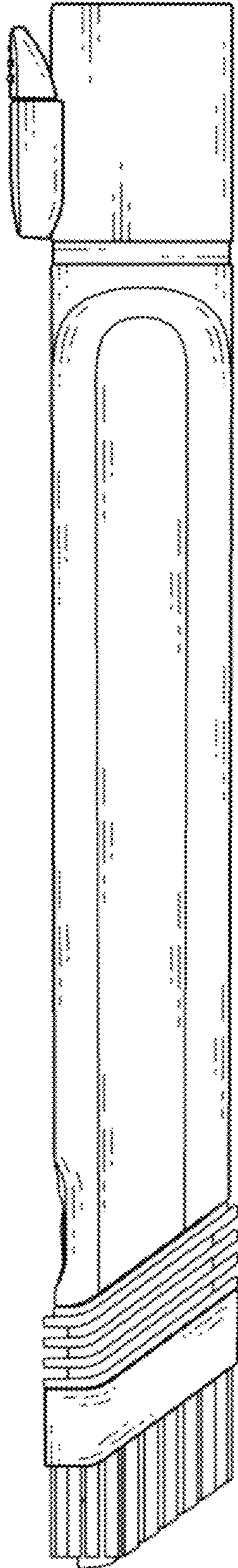


1.3






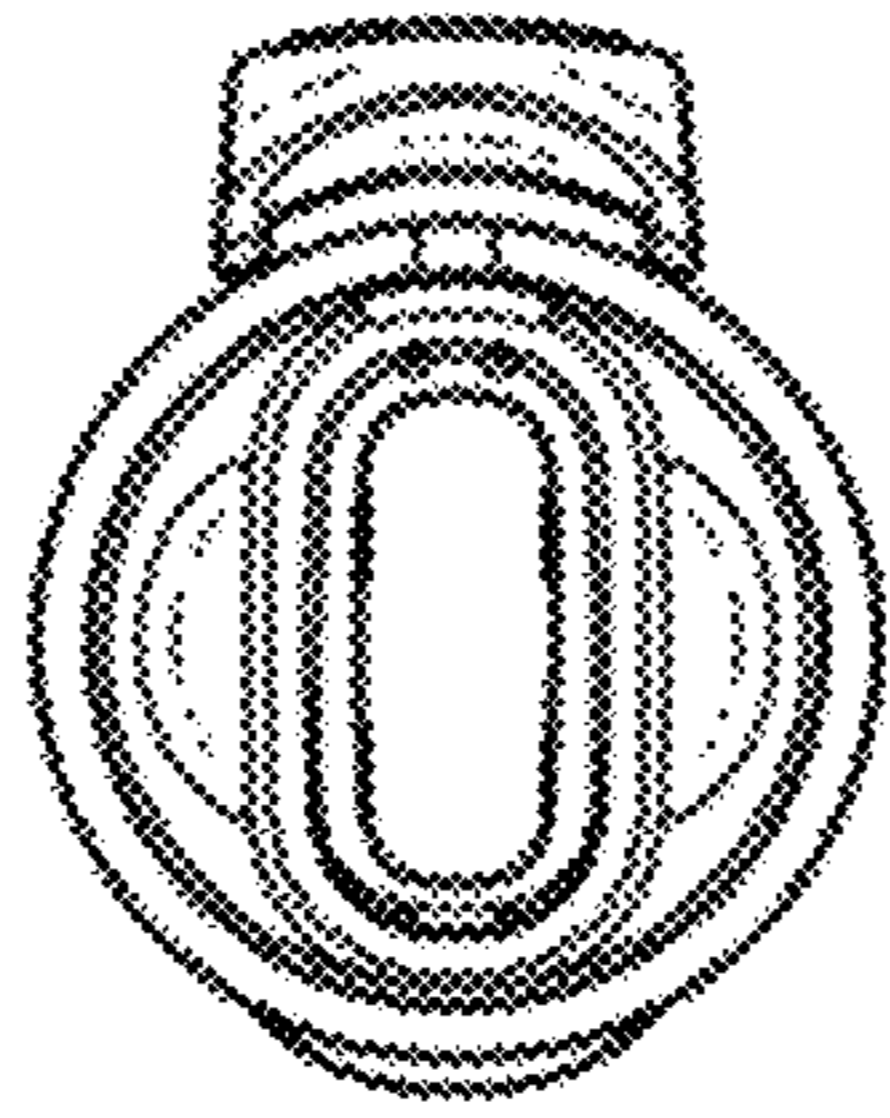
1.4



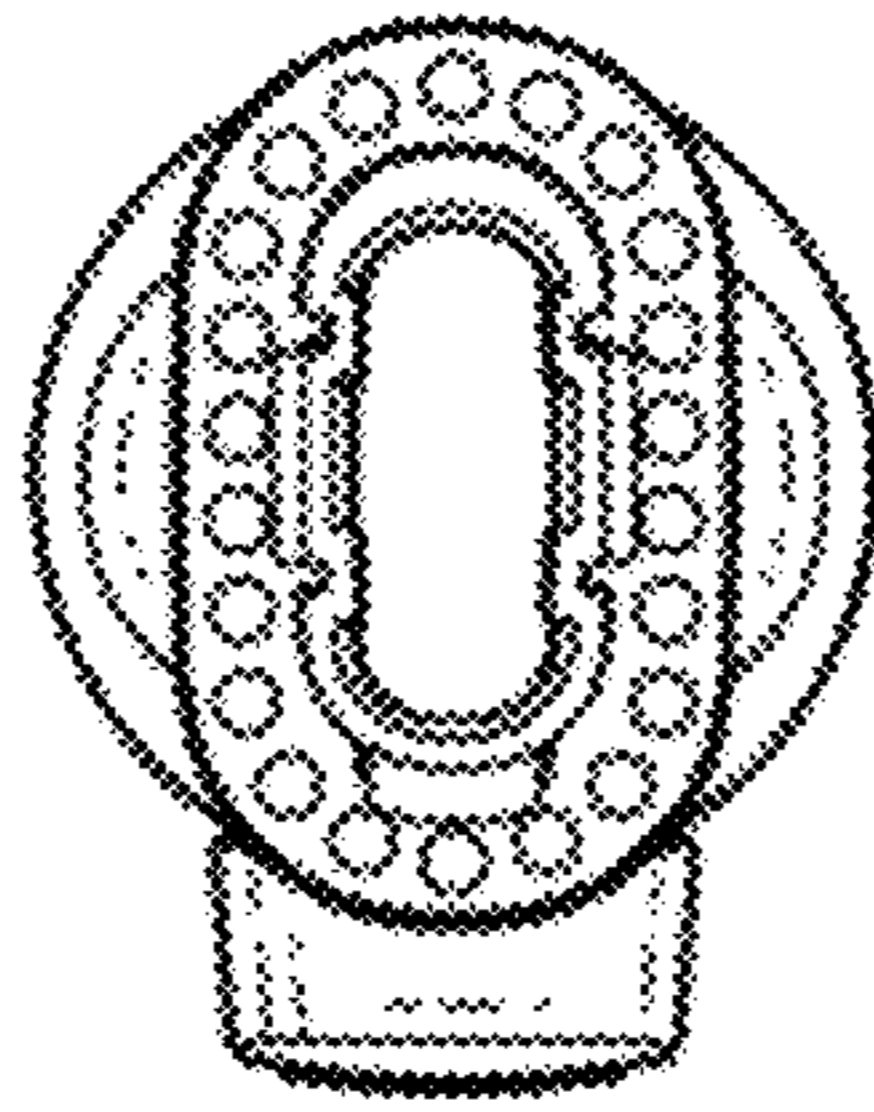
1.5



1.6




1.7





1.8



1.9

