



US00D811664S

(12) **United States Design Patent** (10) **Patent No.:** **US D811,664 S**
Knauer et al. (45) **Date of Patent:** **** Feb. 27, 2018**

(54) **TILTABLE SUNSCREEN**

13/1107; A41D 13/1184; A62B 18/02;
A62B 18/04; A62B 18/08; A62B 18/084

(71) Applicants: **D-H-G Knauer GmbH**, Freiberg am Neckar (DE); **Gruene Import Paganella S.r.l.**, Bolzano (IT); **Nomec 92 S.r.l.**, Venegono Superiore (IT)

See application file for complete search history.

(72) Inventors: **Hans-George Knauer**, Freiberg am Neckar (DE); **Giovanni Sartori**, Bolzano (IT); **Matteo Talamona**, Venegono Superiore (IT)

(56) **References Cited**

U.S. PATENT DOCUMENTS

2,918,060 A * 12/1959 Lobelle A62B 18/08
128/201.24
7,895,680 B2 * 3/2011 Anderson A42B 3/18
2/427
D664,301 S * 7/2012 Ruvalcaba Moncada ... D29/108
D726,378 S * 4/2015 Wako D29/110
D737,955 S * 9/2015 Lavoie D24/110.2

(73) Assignees: **D-H-G Knauer GmbH**, Freiberg am Neckar (DE); **Gruene Import Paganella S.r.l.**, Bolzano (IT); **Nomec 92 S.r.l.**, Venegono Superiore (IT)

* cited by examiner

(**) Term: **15 Years**

Primary Examiner — Robert A Delehanty

(21) Appl. No.: **29/584,108**

(74) *Attorney, Agent, or Firm* — Bay State IP, LLC

(22) Filed: **Nov. 11, 2016**

(57) **CLAIM**

The ornamental design for a tiltable sunscreen, as shown and described.

(30) **Foreign Application Priority Data**

DESCRIPTION

May 11, 2016 (EM) 003123181-0001
May 11, 2016 (EM) 003123181-0002

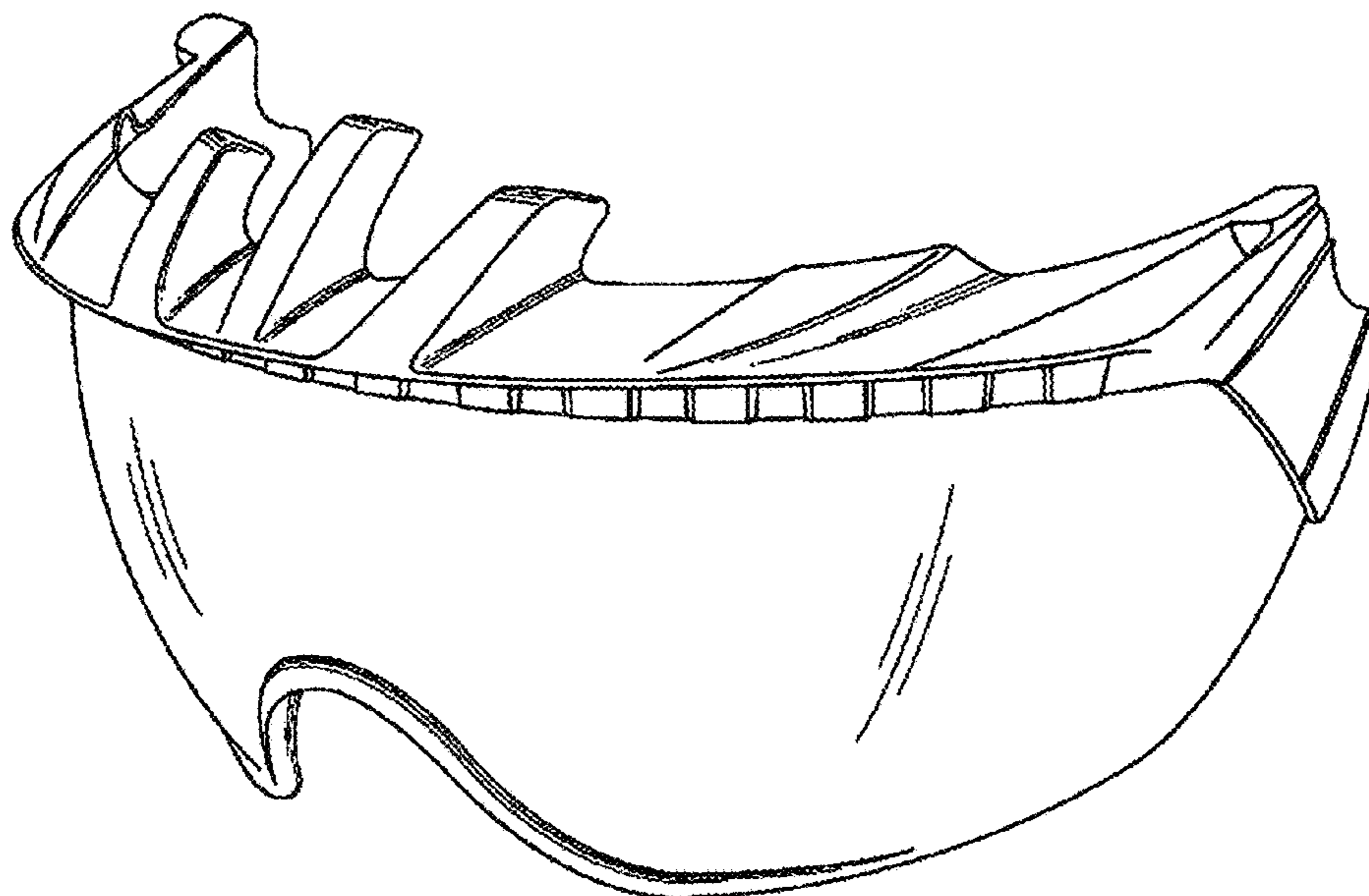
(51) **LOC (11) Cl.** **29-02**

(52) **U.S. Cl.**
USPC **D29/109**

(58) **Field of Classification Search**
USPC D29/108–110, 102, 105–107, 122;
D2/866, 872, 876, 879, 882;
D24/110.1–110.3; D21/660
CPC A42B 3/18; A42B 3/85; A42B 3/20; A42B
3/22; A42B 3/2221; A42B 3/222; A42B
3/223; A42B 3/226; A41D 13/11; A41D

FIG. 1 is a front perspective view of the tiltable sunscreen showing our new design;
FIG. 2 is a side view thereof;
FIG. 3 is a top view thereof;
FIG. 4 is a bottom view thereof;
FIG. 5 is a front perspective view thereof showing the design in an environment; and,
FIG. 6 is a front perspective view thereof showing the design tilted upward in an environment.
The broken lines are included for the purpose of showing an article in the environment that forms no part of the claimed design.

1 Claim, 4 Drawing Sheets






Fig. 1

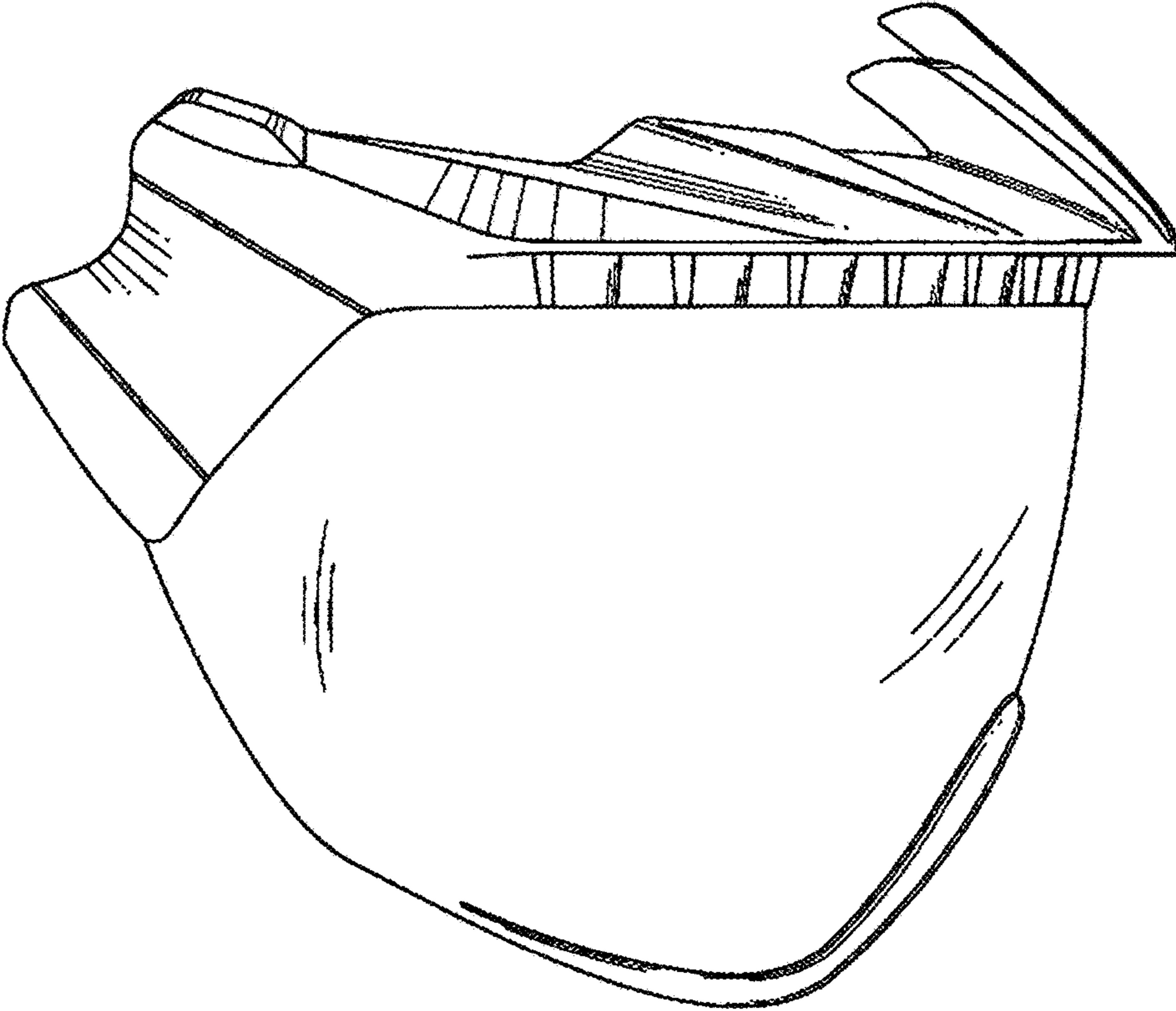


Fig. 2

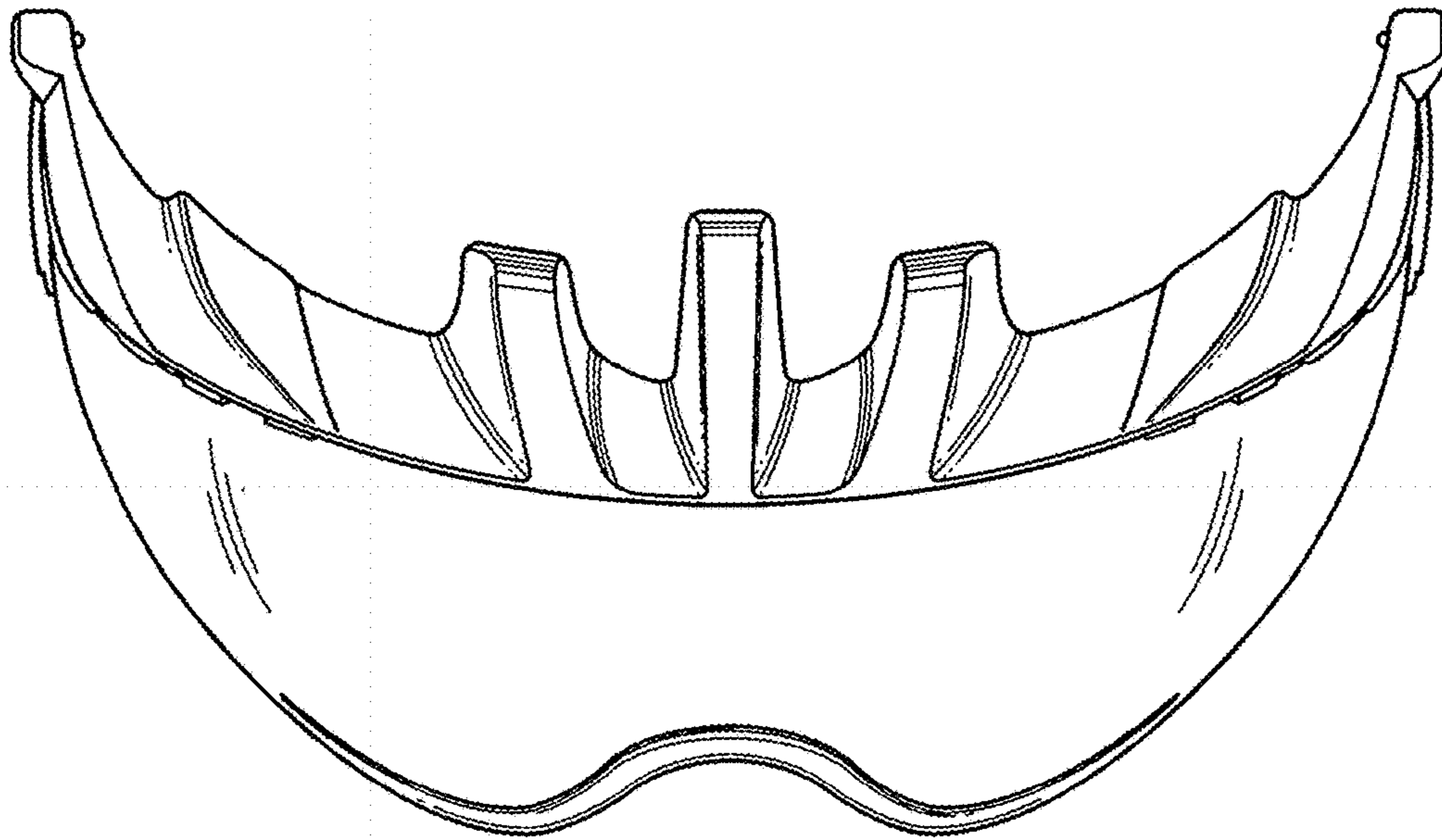


Fig. 3

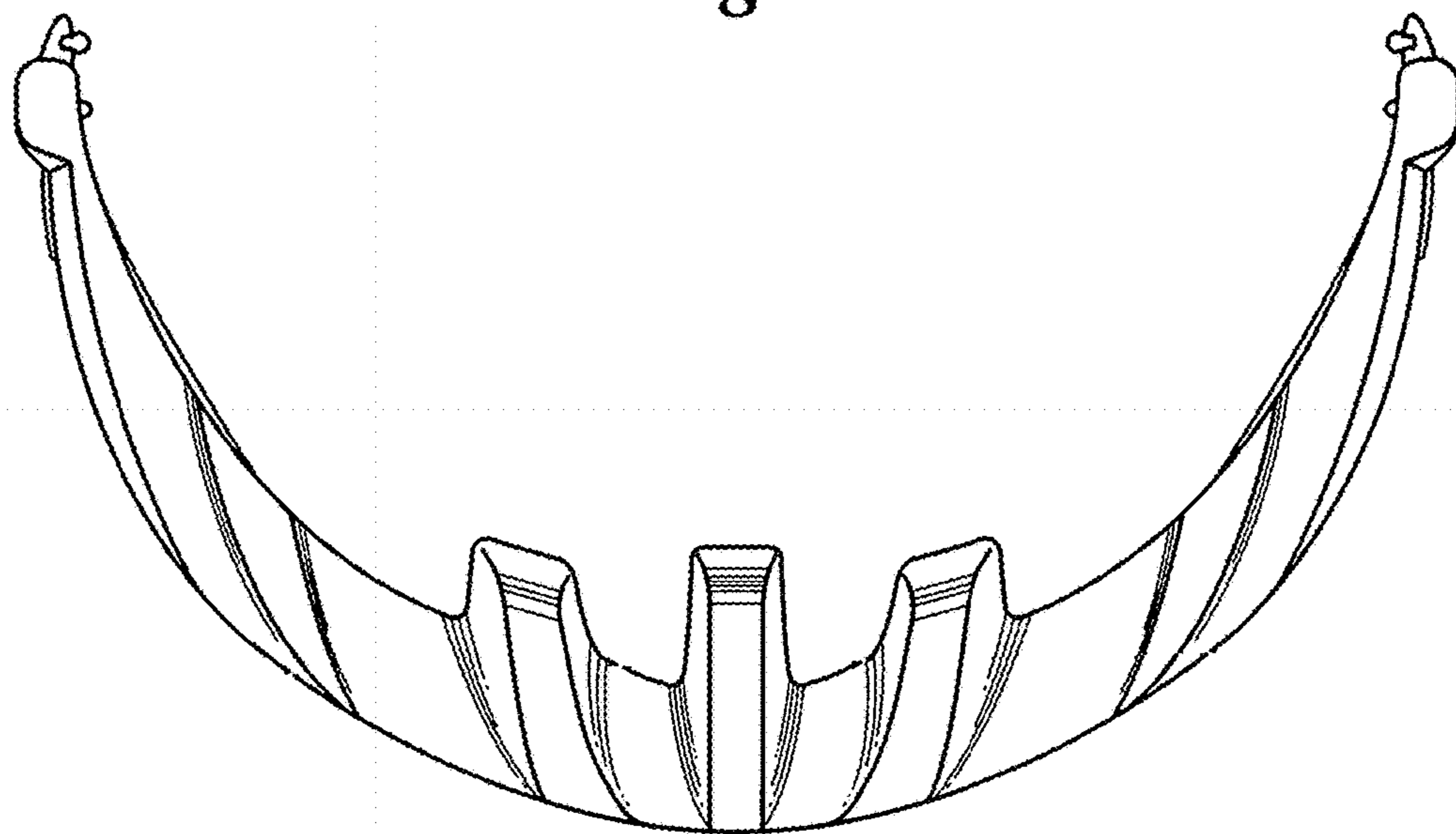


Fig. 4

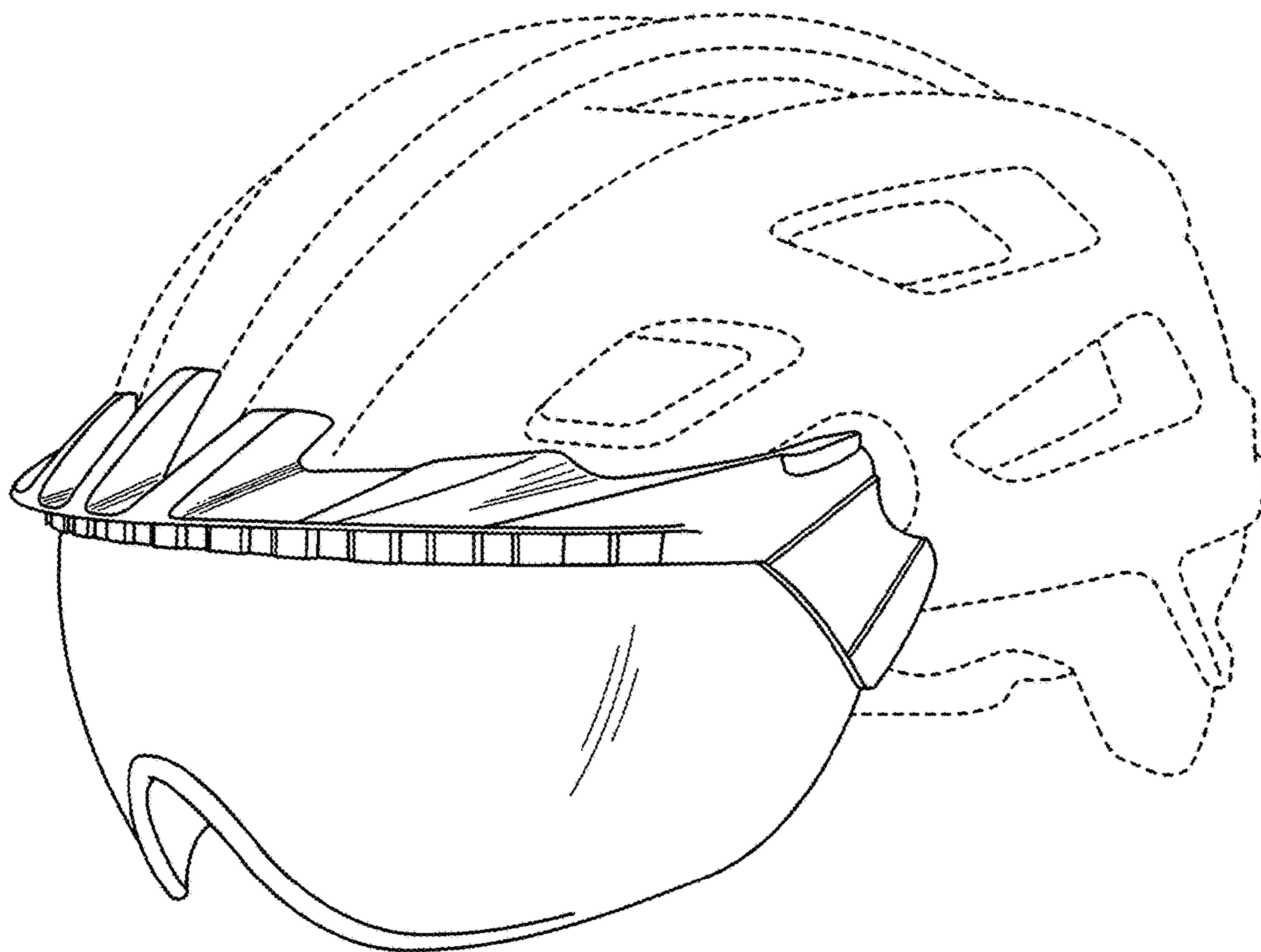


Fig. 5

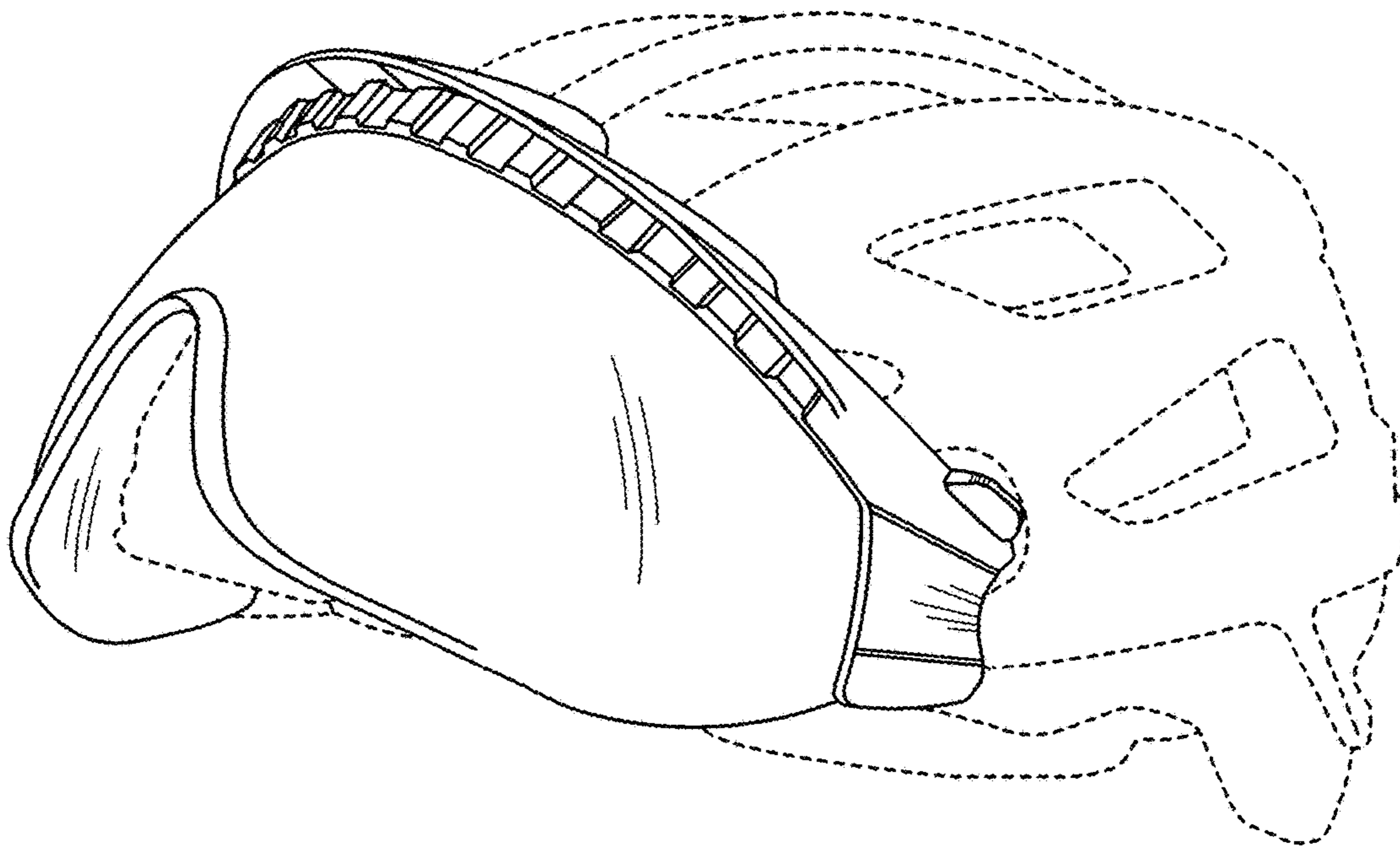


Fig. 6