



US00D811650S

(12) **United States Design Patent** (10) **Patent No.:** **US D811,650 S**
Bucher et al. (45) **Date of Patent:** **** Feb. 27, 2018**

(54) **VEHICLE PARK LAMP BEZEL**

OTHER PUBLICATIONS

(71) Applicant: **Ford Global Technologies, LLC**,
Dearborn, MI (US)
(72) Inventors: **George Bucher**, Dearborn, MI (US);
Dean Carbis, Bloomfield Hills, MI (US)
(73) Assignee: **Ford Global Technologies, LLC**,
Dearborn, MI (US)
(**) Term: **15 Years**

Brad Anderson <http://www.carscoops.com/2016/02/ford-ecosport-tipped-to-reach-us-shores.html> Ford EcoSport Tipped to Reach US Shores, dated Feb. 13, 2016.
Unknown <http://www.2017suv.net/2018-ford-ecosport-release-2017-in-usa/> 2018 Ford EcoSport Release 2017 in USA dated Feb. 20, 2016.
Brandon Turkus <http://www.autoblog.com/2016/04/25/ford-ecosport-spy-shots-us/> Ford EcoSport spotted in US with Escape-inspired face dated Apr. 25, 2016.
Unknown <http://www.oncars.in/car-news/spotted-2017-ford-ecosport-reveals-front-facia-india-launch-by-next-year/10372> Spotted: 2017 Ford EcoSport reveals front facia; India launch by next year dated Apr. 28, 2016.

(21) Appl. No.: **29/583,139**

* cited by examiner

(22) Filed: **Nov. 2, 2016**

Primary Examiner — Marcus Jackson

(51) **LOC (11) Cl.** **26-99**

(74) *Attorney, Agent, or Firm* — James Dottavio

(52) **U.S. Cl.**
USPC **D26/139**

(57) **CLAIM**

(58) **Field of Classification Search**
USPC D26/28–36, 139; 362/80–83, 267–269,
362/459–468, 475–478, 485–487
CPC F21S 48/00; F21S 48/10; B62J 6/00; B62J
17/202; B60C 1/26; B60C 1/02; B60C
1/04

The ornamental design for a vehicle park lamp bezel, as shown.

See application file for complete search history.

DESCRIPTION

(56) **References Cited**

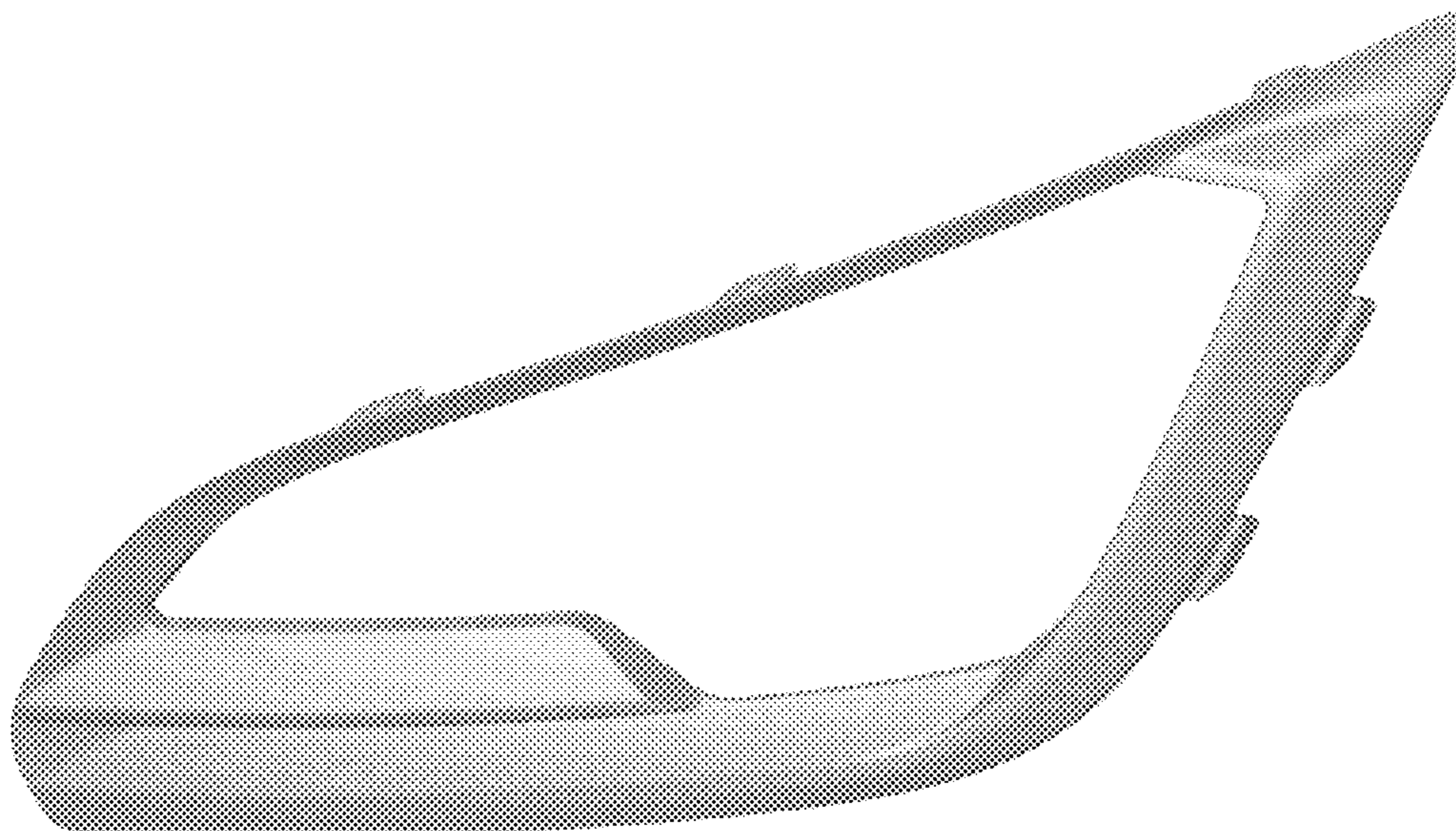
FIG. 1 is a top front perspective view of the first embodiment of a vehicle park lamp bezel, showing our new design; FIG. 2 is a bottom front perspective view thereof; FIG. 3 is a top rear perspective view thereof; FIG. 4 is a front elevational view thereof; FIG. 5 is a rear elevational view thereof; FIG. 6 is a left side elevational view thereof; FIG. 7 is a right side elevational view thereof; FIG. 8 is a top plan view thereof; and, FIG. 9 is a bottom plan view thereof.

U.S. PATENT DOCUMENTS

D421,817 S *	3/2000	Tucker	D26/139
D527,138 S *	8/2006	Golden	D26/139
D604,893 S *	11/2009	Woolley	D26/139
D640,826 S *	6/2011	Beigel	D26/139
D660,507 S *	5/2012	Davidson	D26/139
D683,895 S *	6/2013	Platto	D26/139

The second embodiment of the vehicle park lamp bezel is mirror image of the embodiment disclosed in FIGS. 1 through 9, and is not shown.

1 Claim, 9 Drawing Sheets






Figure 1




Figure 2




Figure 3




Figure 4




Figure 5




Figure 6




Figure 7

Figure 8




Figure 9

