



US00D811610S

(12) **United States Design Patent** (10) **Patent No.:** **US D811,610 S**  
**Abel et al.** (45) **Date of Patent:** **\*\* Feb. 27, 2018**

(54) **SUPPORT PATCH**  
(71) Applicant: **3M INNOVATIVE PROPERTIES COMPANY**, St. Paul, MN (US)  
(72) Inventors: **Nathan A. Abel**, Minneapolis, MN (US); **Diane L. Emslander**, City of Grant, MN (US); **Dominic J. Julian**, Woodbury, MN (US)  
(73) Assignee: **3M INNOVATIVE PROPERTIES COMPANY**, St. Paul, MN (US)  
(\*\*) Term: **15 Years**  
(21) Appl. No.: **29/586,367**  
(22) Filed: **Dec. 2, 2016**  
(51) **LOC (11) Cl.** ..... **24-02**  
(52) **U.S. Cl.**  
USPC ..... **D24/189**  
(58) **Field of Classification Search**  
USPC ..... D24/190, 191, 192, 124, 125, 126, 135, D24/189; D2/641, 642, 864; D7/683, D7/684, 685, 686, 687, 688, 689, 690, D7/691, 692; D8/15, 16; D19/37, 39, D19/101; D20/10, 11, 27; D16/301; D6/592, 644, 650, 707.22; D28/7; 602/901; 450/37, 81; 128/888, 889, 890  
CPC ..... A41D 13/065; A41D 13/08; A41D 13/05; A41D 13/0568; A61M 2210/0618; A61M 2025/0226; A61M 25/02; A63B 71/12; A63B 2209/10  
See application file for complete search history.

D574,085 S \* 7/2008 Lucchetti ..... D24/189  
D599,484 S \* 9/2009 Gray ..... D24/206  
D618,474 S \* 6/2010 Maddadi ..... D6/644  
D646,846 S \* 10/2011 Roman ..... D28/7  
D662,203 S \* 6/2012 Smith ..... A61F 5/08  
D24/135  
D780,915 S \* 3/2017 Castillo ..... D24/133  
D786,421 S \* 5/2017 Andersen ..... D24/108  
2004/0147988 A1 \* 7/2004 Stephens ..... A61F 7/02  
607/108  
2016/0278455 A1 \* 9/2016 Johnson ..... A41D 13/065

\* cited by examiner

*Primary Examiner* — Thomas Johannes  
*Assistant Examiner* — Samantha Q Lawrence  
(74) *Attorney, Agent, or Firm* — Irina Hass

(57) **CLAIM**

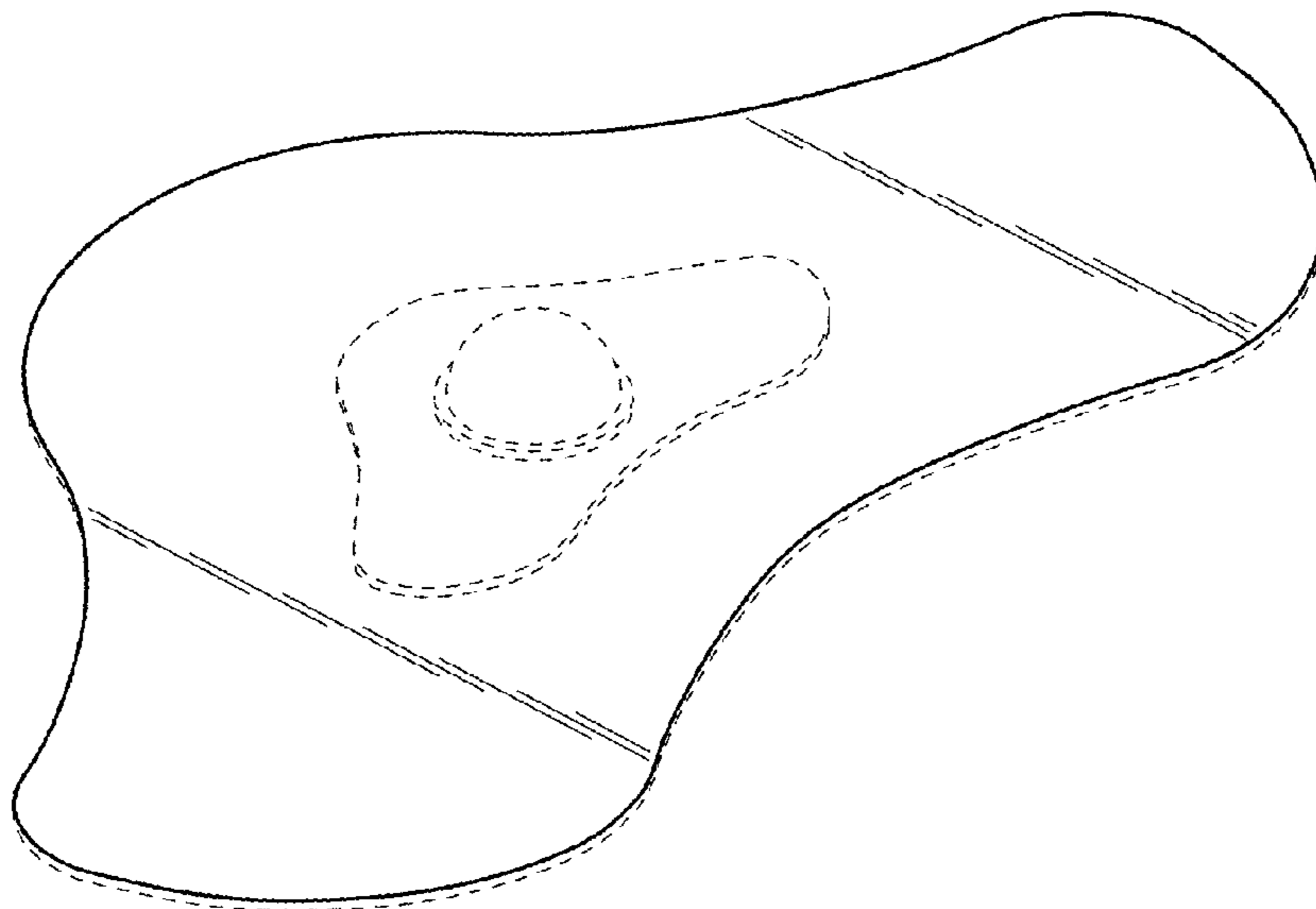
The ornamental design for a support patch, as shown and described.

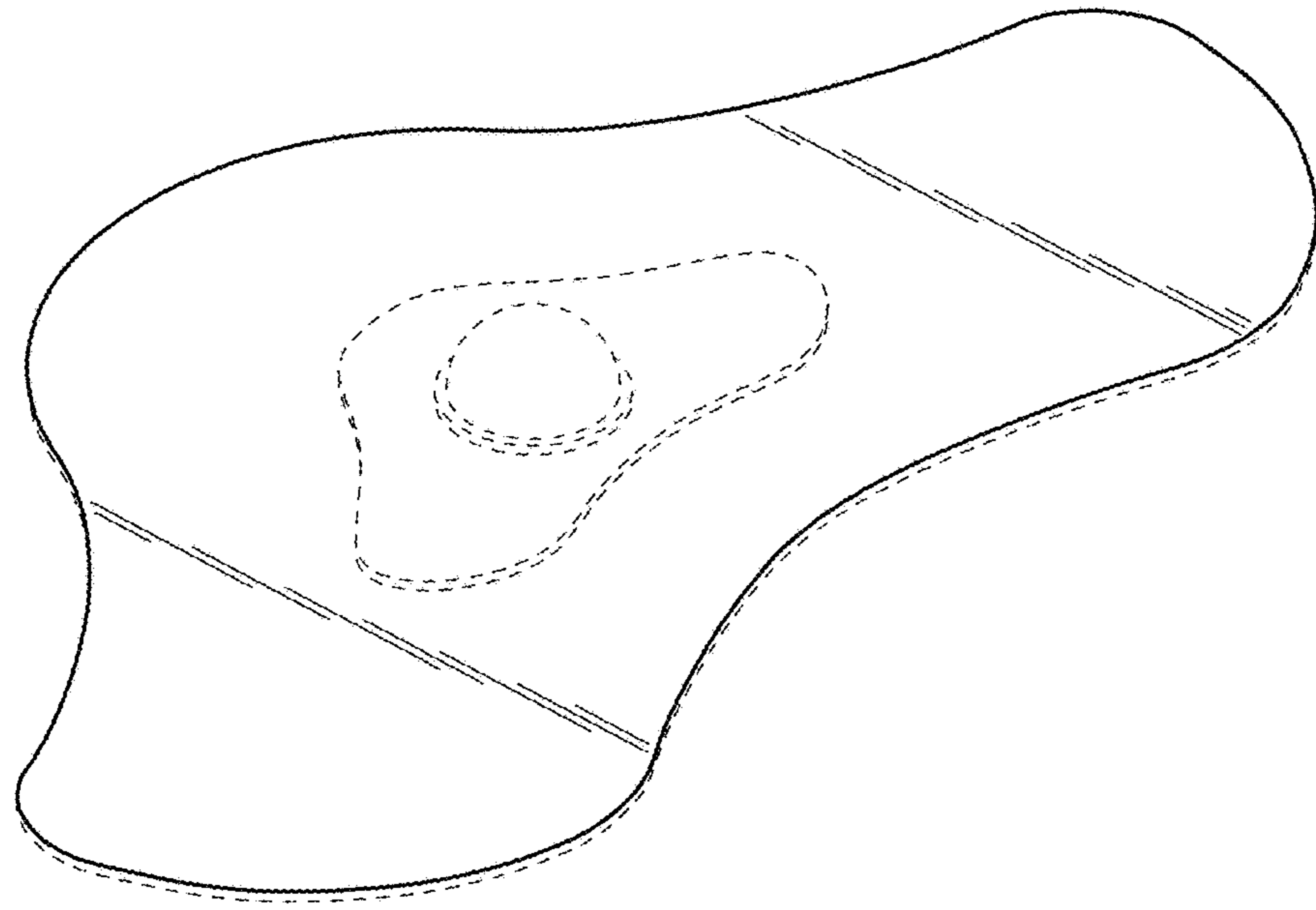
**DESCRIPTION**

FIG. 1 is a perspective view showing a new design for a support patch;  
FIG. 2 is a front view thereof;  
FIG. 3 is a rear view thereof;  
FIG. 4 is a top view thereof, a bottom view being a mirror image thereof; and,  
FIG. 5 is a left side view thereof, a right side view being a mirror image thereof.  
The portions of the support patch in FIGS. 1-5 shown in broken lines are included to show features that form no part of the claimed design.

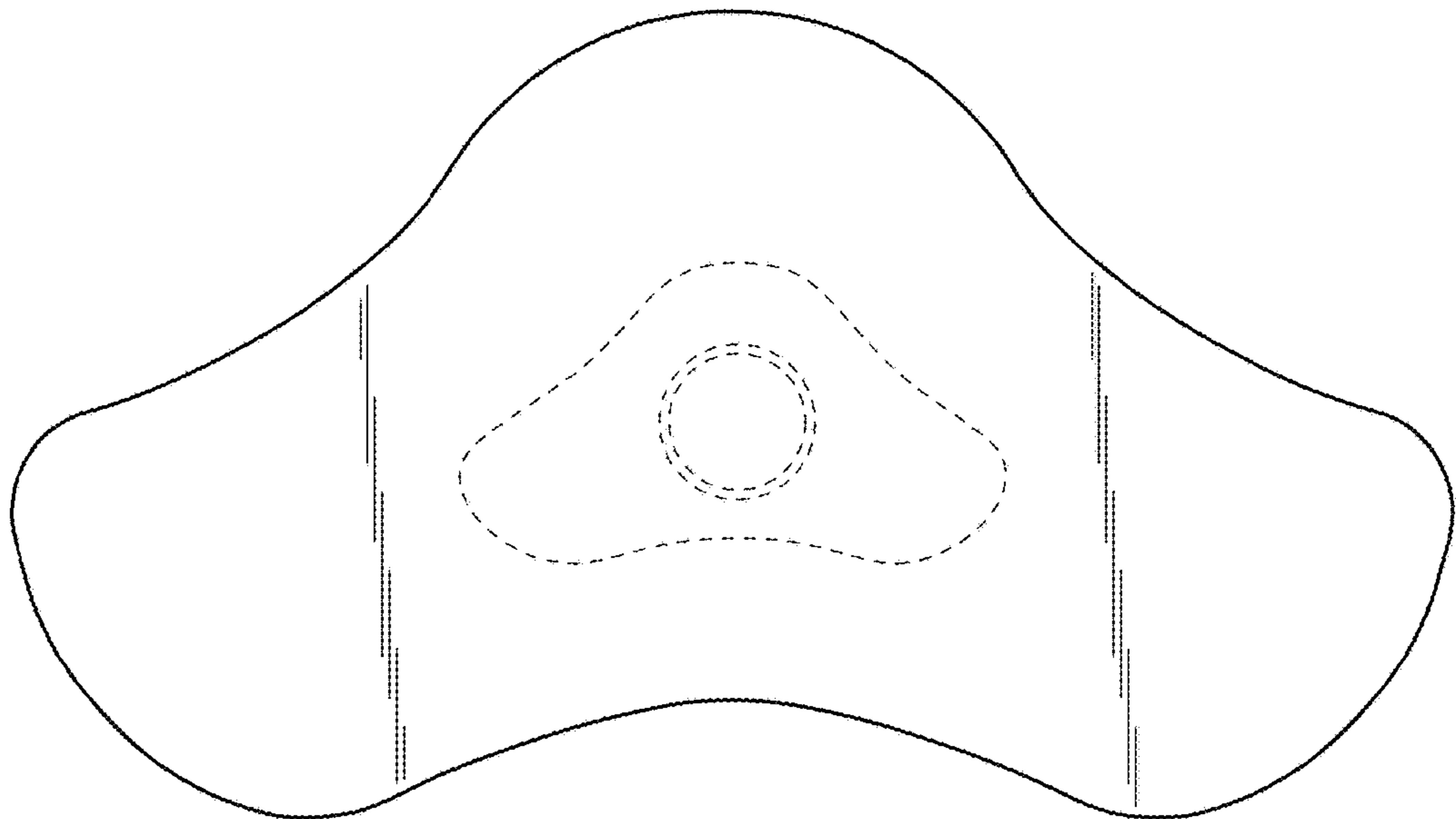
(56) **References Cited**  
U.S. PATENT DOCUMENTS  
D30,861 S \* 5/1899 Burt ..... 128/112.1  
D484,984 S \* 1/2004 Takizawa ..... D24/189

**1 Claim, 2 Drawing Sheets**

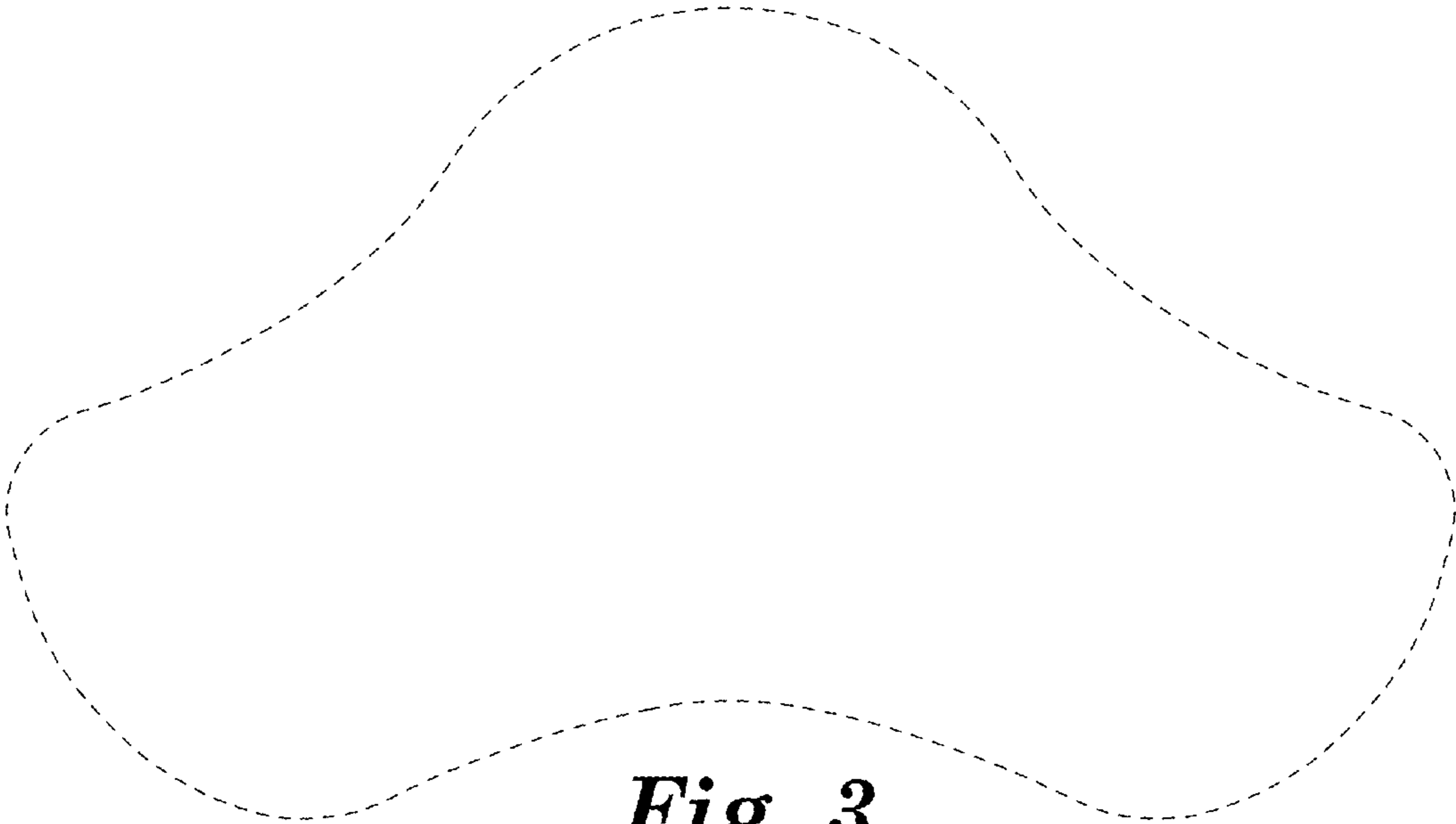




*Fig. 1*



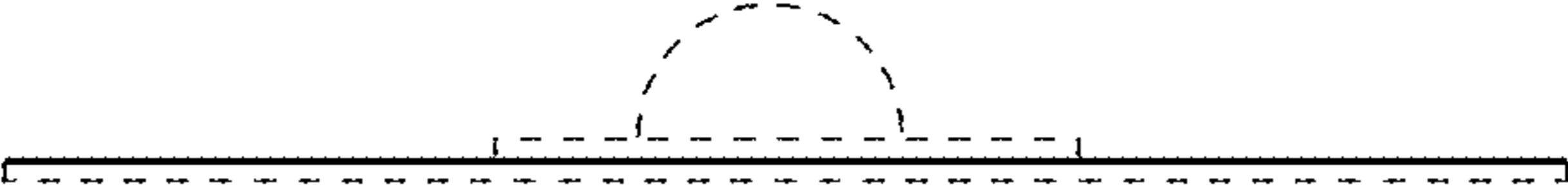
*Fig. 2*



*Fig. 3*



*Fig. 4*



*Fig. 5*