



US00D811596S

(12) **United States Design Patent** (10) **Patent No.:** **US D811,596 S**
Verbrugge et al. (45) **Date of Patent:** **** Feb. 27, 2018**

(54) **BLOOD PRESSURE MONITOR**

(56) **References Cited**

(71) Applicant: **KONINKLIJKE PHILIPS N.V.**,
Eindhoven (NL)

(72) Inventors: **Frank Verbrugge**, Rosmalen (NL);
Guy Anthony Brown, Haarlem (NL)

(73) Assignee: **KONINKLIJKE PHILIPS N.V.**,
Eindhoven (NL)

U.S. PATENT DOCUMENTS

D535,028 S *	1/2007	Kobayashi	D24/165
D562,457 S *	2/2008	Ferber	D24/165
D569,521 S *	5/2008	Omaki	D24/186
D577,440 S *	9/2008	Ferber	D24/165
D634,430 S *	3/2011	Osiecki	D24/165
D663,033 S *	7/2012	Wang	D24/165
D663,843 S *	7/2012	Wang	D24/166
D755,974 S *	5/2016	Chen	D24/165

(**) Term: **15 Years**

* cited by examiner

(21) Appl. No.: **35/501,138**

Primary Examiner — Zenia Bennett

(22) Filed: **Dec. 30, 2015**

(80) **Hague Agreement Data**

Int. Filing Date: **Dec. 30, 2015**
 Int. Reg. No.: **DM/088840**
 Int. Reg. Date: **Dec. 30, 2015**
 Int. Reg. Pub. Date: **Jul. 1, 2016**

(57) **CLAIM**

The ornamental design for blood pressure monitor, as shown and described.

(30) **Foreign Application Priority Data**

Aug. 5, 2015 (EM) 002749259-0001

(51) **LOC (11) Cl.** **24-00**

(52) **U.S. Cl.**
USPC **D24/164**

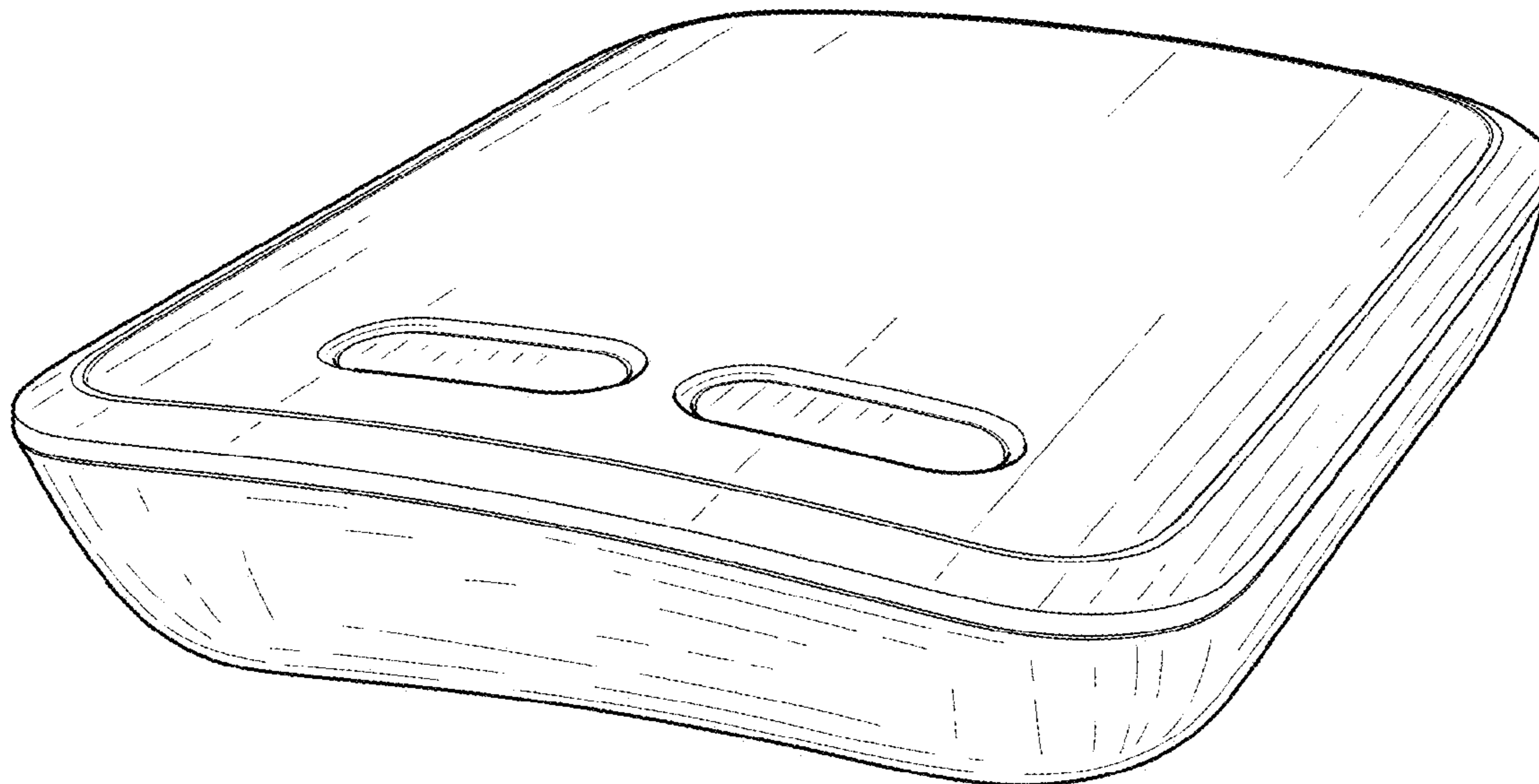
(58) **Field of Classification Search**
 USPC D24/164–168, 186, 187; D10/70, 75, 78
 CPC A61B 5/0402; A61B 5/0404; A61B 5/021;
 A61B 5/024; A61B 5/02438; A61B
 5/681; A61B 2560/0205; A61B
 2560/0462

See application file for complete search history.

DESCRIPTION

1. Blood pressure monitor
 1.1 is a perspective view showing the blood pressure monitor of my design;
 1.2 is a front elevational view thereof;
 1.3 is a rear elevational view thereof;
 1.4 is a left side elevational view thereof;
 1.5 is a right side elevational view thereof;
 1.6 is a top plan view thereof; and
 1.7 is a bottom plan view thereof.
 The broken lines depicting portions of the blood pressure monitor shown in the drawings form no part of the claimed design.

1 Claim, 5 Drawing Sheets



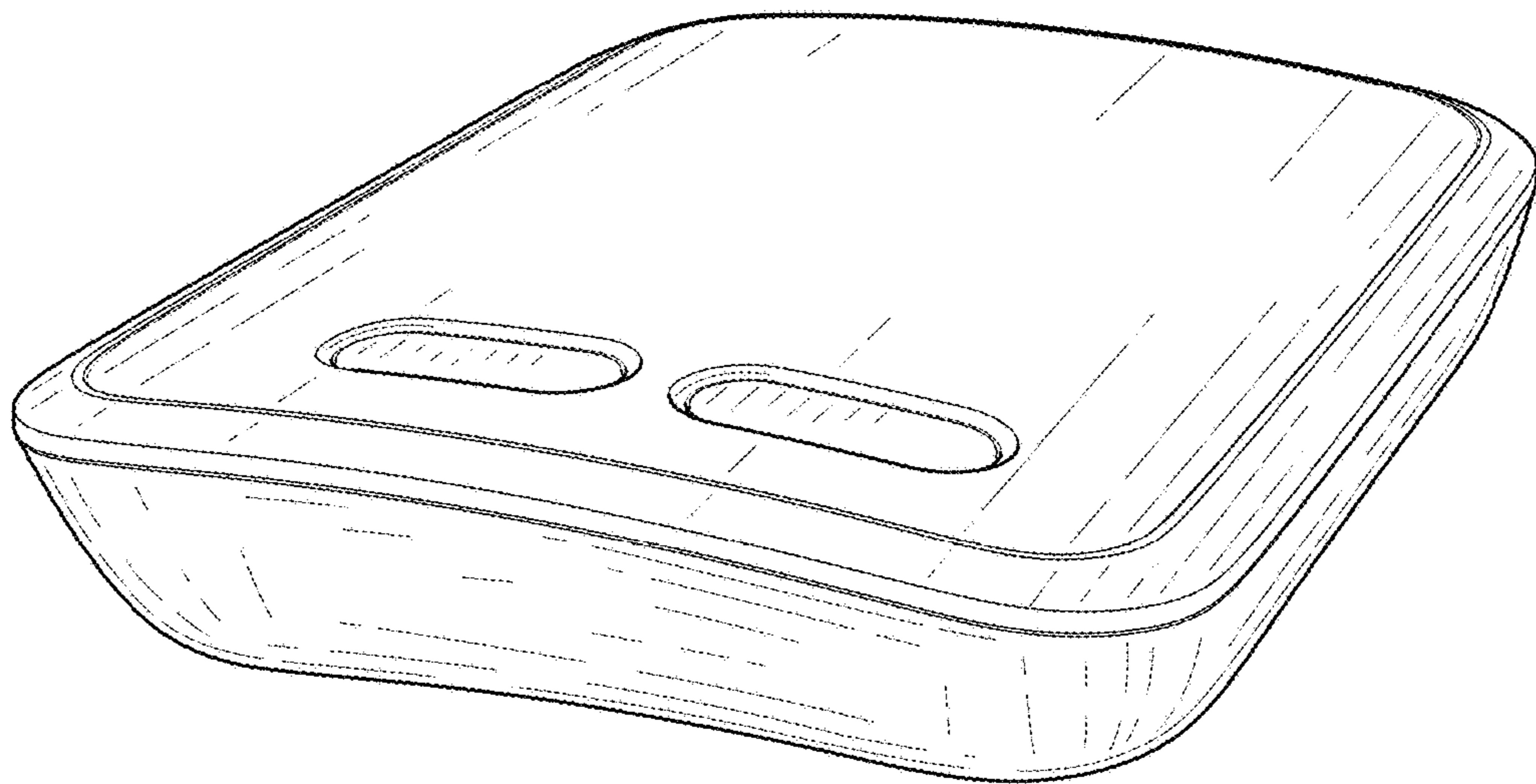


FIG. 1.1

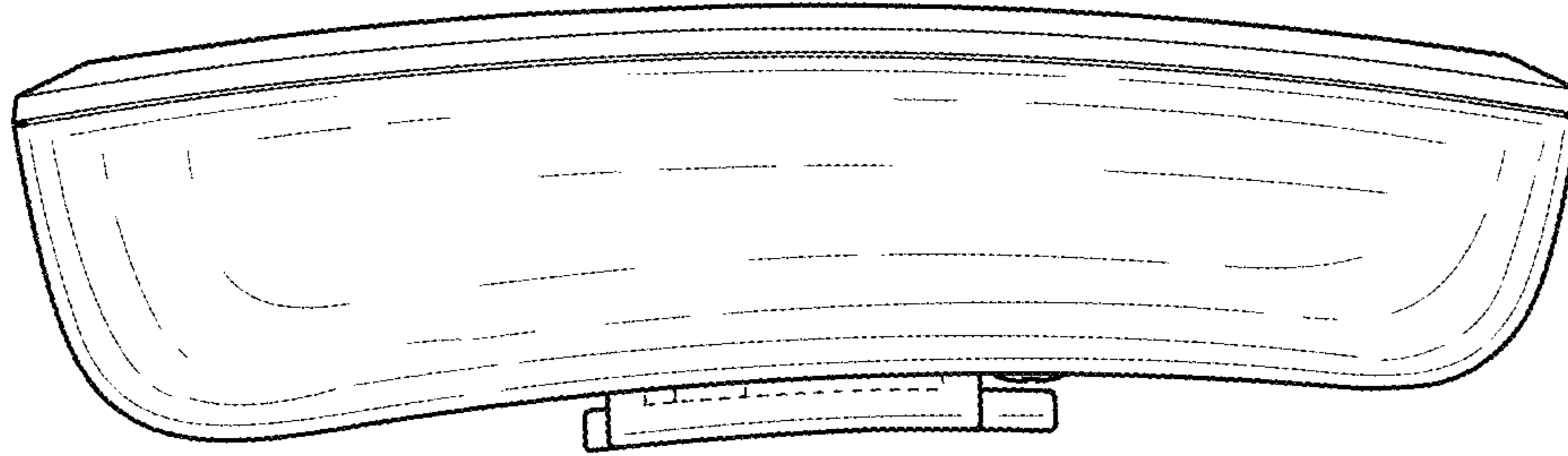


FIG. 1.2

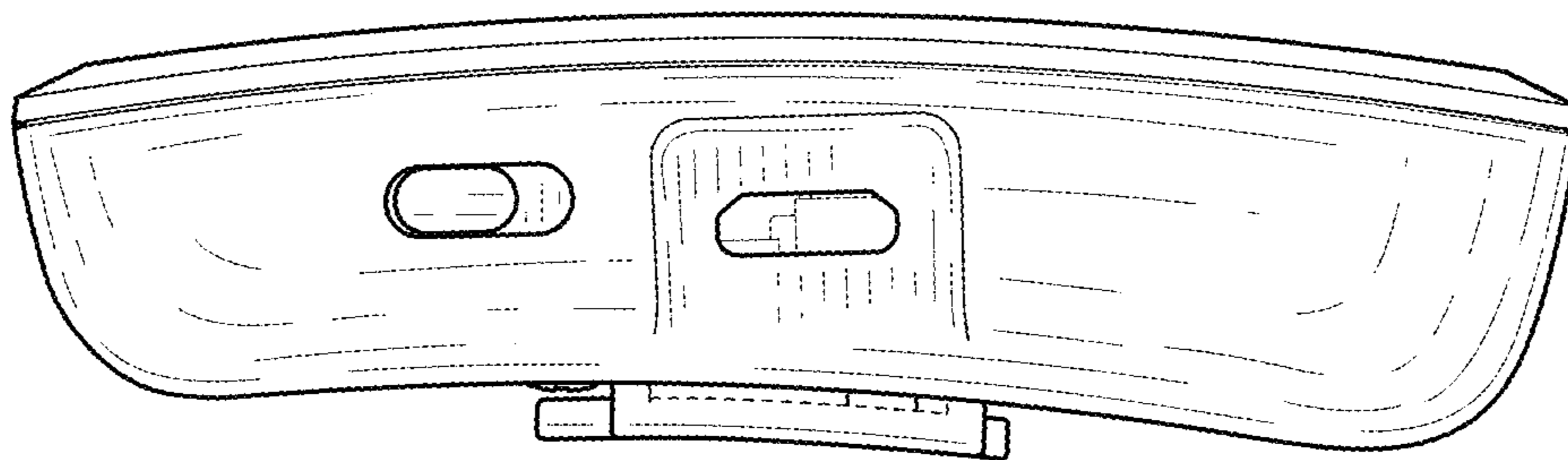


FIG. 1.3




FIG. 1.4




FIG. 1.5

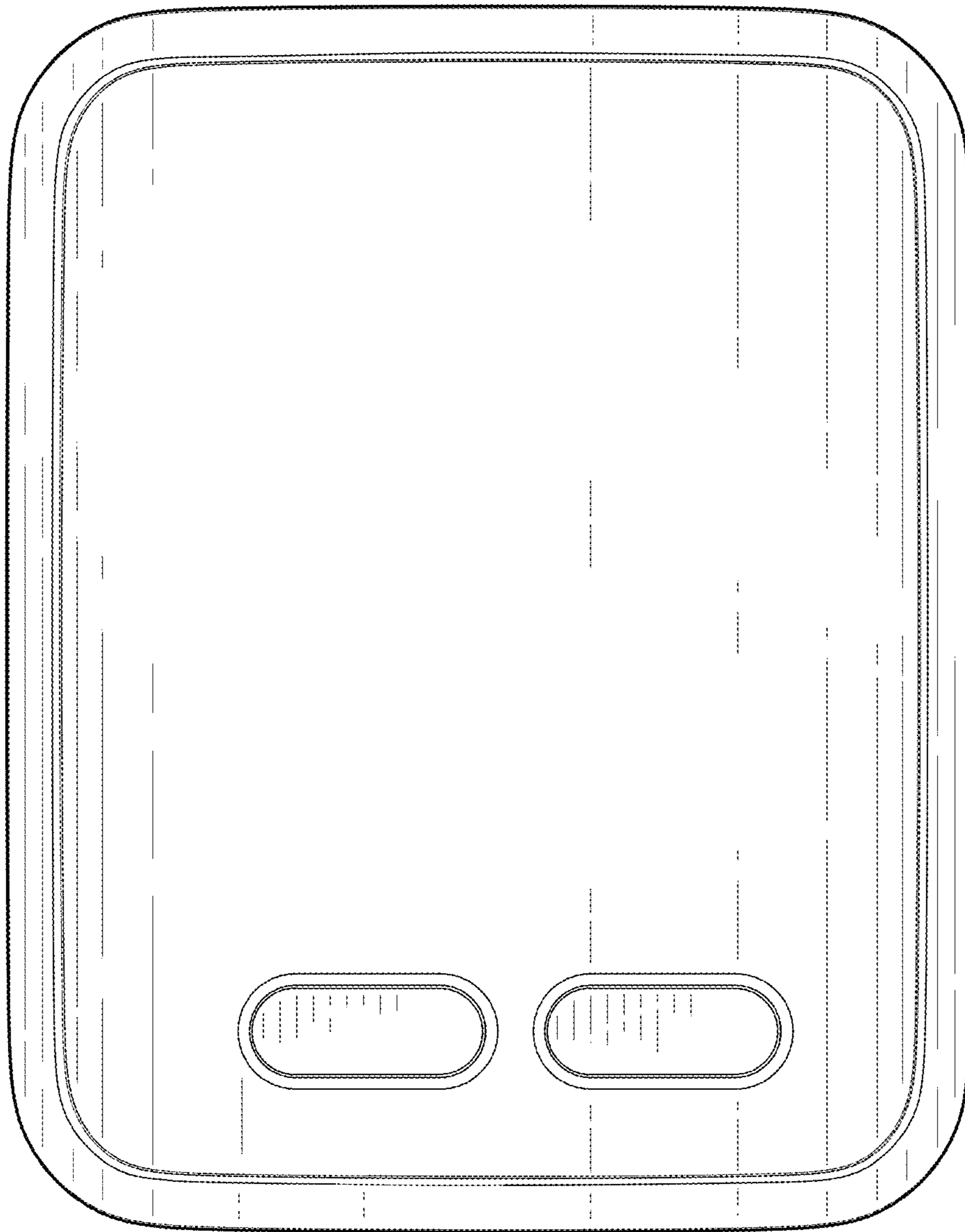


FIG. 1.6

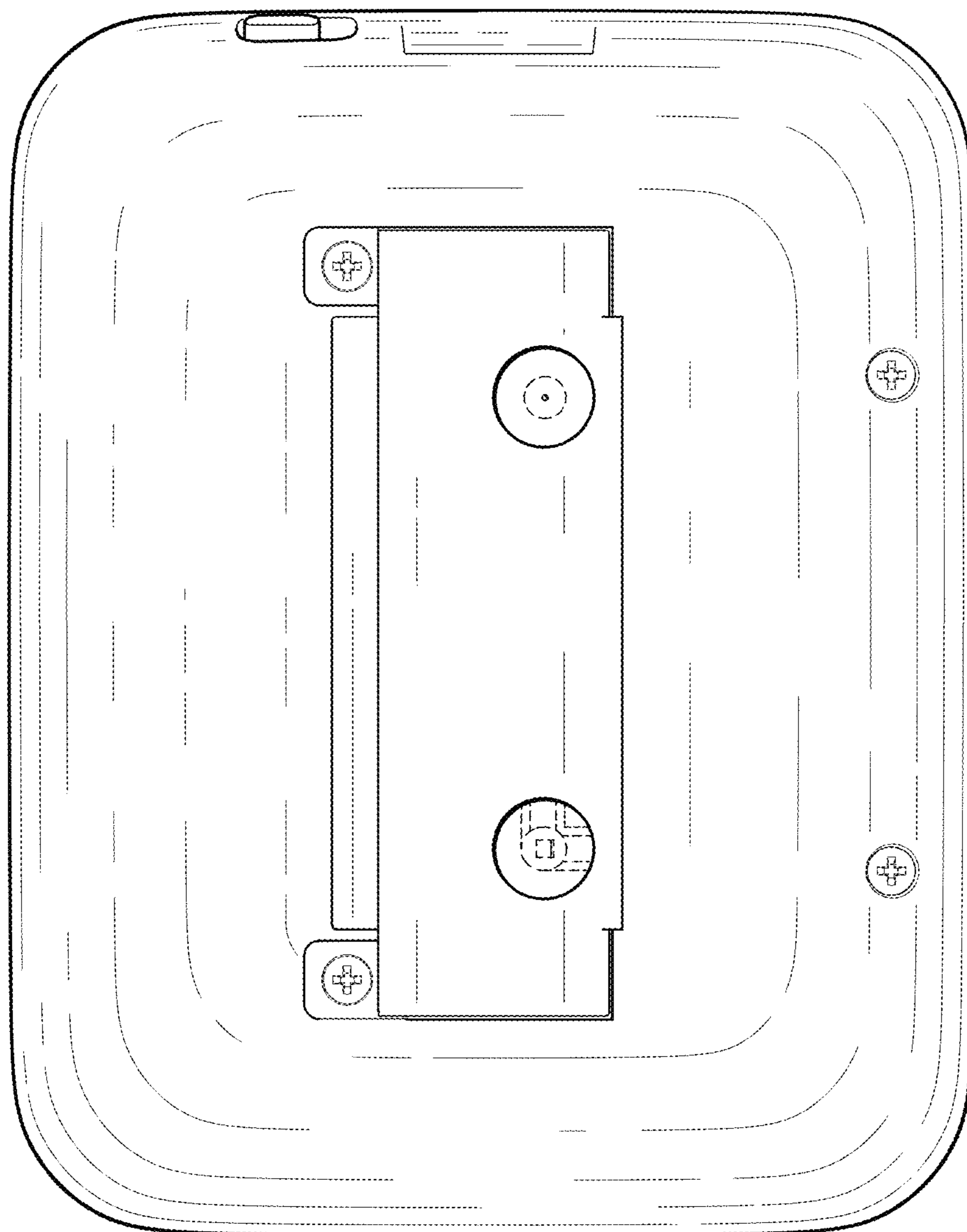


FIG. 1.7