



US00D811594S

(12) **United States Design Patent** (10) **Patent No.:** **US D811,594 S**  
**Raven, III et al.** (45) **Date of Patent:** **\*\* \*Feb. 27, 2018**

(54) **HARP WRIST PLATE DESIGN**

(56) **References Cited**

(71) Applicant: **OsteoMed LLC**, Addison, TX (US)

U.S. PATENT DOCUMENTS

(72) Inventors: **Raymond B. Raven, III**, Pasadena, CA (US); **Jonathan Tueting**, Madison, WI (US); **Dan A. Zlotolow**, Wyndmoor, PA (US); **Joseph Pepin**, Sachse, TX (US); **Luan Kadiasi**, Garland, TX (US); **Philip Roos**, Plano, TX (US); **Nicholas Monks**, Frisco, TX (US)

D576,731	S	*	9/2008	Strnad	.....	D24/155
D589,148	S	*	3/2009	Strnad	.....	D24/155
D589,149	S	*	3/2009	Strnad	.....	D24/155
D646,785	S	*	10/2011	Milford	.....	D24/155
D664,253	S	*	7/2012	Pech	.....	D24/155
D665,082	S	*	8/2012	Milford	.....	D24/155
D700,334	S	*	2/2014	Borostyankoi	.....	D24/155
2005/0085818	A1	*	4/2005	Huebner	.....	A61B 17/1728 606/281
2005/0245931	A1	*	11/2005	Orbay	.....	A61B 17/1728 606/291
2007/0088360	A1	*	4/2007	Orbay	.....	A61B 17/8057 606/287
2008/0021477	A1	*	1/2008	Strnad	.....	A61B 17/8033 606/287

(73) Assignee: **OsteoMed LLC**, Addison, TX (US)

(\*) Notice: This patent is subject to a terminal disclaimer.

\* cited by examiner

(\*\*) Term: **15 Years**

*Primary Examiner* — Charles Hanson

(21) Appl. No.: **29/580,107**

(74) *Attorney, Agent, or Firm* — Norton Rose Fulbright US LLP

(22) Filed: **Oct. 5, 2016**

(57) **CLAIM**

(51) **LOC (11) Cl.** ..... **24-02**

The ornamental design for an harp wrist plate design, as shown and described.

(52) **U.S. Cl.**

**DESCRIPTION**

USPC ..... **D24/155**

(58) **Field of Classification Search**

USPC ..... D24/155-157

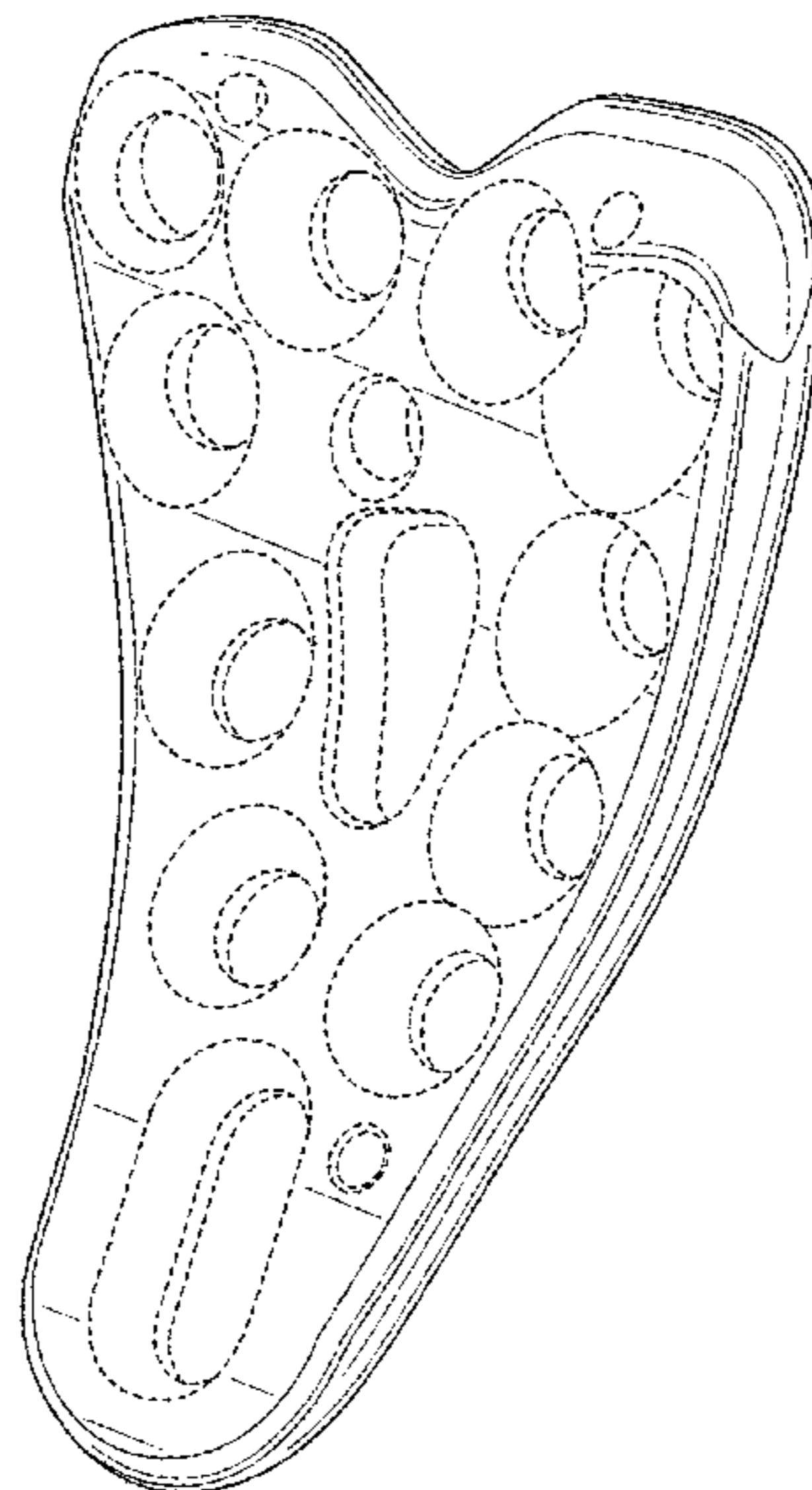
CPC ..... A61B 17/8061; A61B 17/7059; A61B 17/8052; A61B 17/8605; A61B 17/8085; A61B 17/809; A61B 17/8014; A61B 17/8033; A61B 17/8004; A61B 17/888; A61B 17/842; A61B 17/8023; A61B 17/8009; A61B 17/86; A61B 17/1739; A61B 17/8066; A61B 17/1671; A61B 17/1757; A61B 17/8071; A61B 17/176; A61B 2017/1782; A61B 2017/1775

FIG. 1 is a perspective view of the harp wrist plate design; FIG. 2 is a front view thereof; FIG. 3 is a rear view thereof; FIG. 4 is a right side view thereof; FIG. 5 is a left side view thereof; FIG. 6 is a top view thereof; and, FIG. 7 is a bottom view thereof.

The broken lines showing on the harp wrist plate design are for the purpose of illustrating environmental structure and form no part of the claimed design.

See application file for complete search history.

**1 Claim, 5 Drawing Sheets**



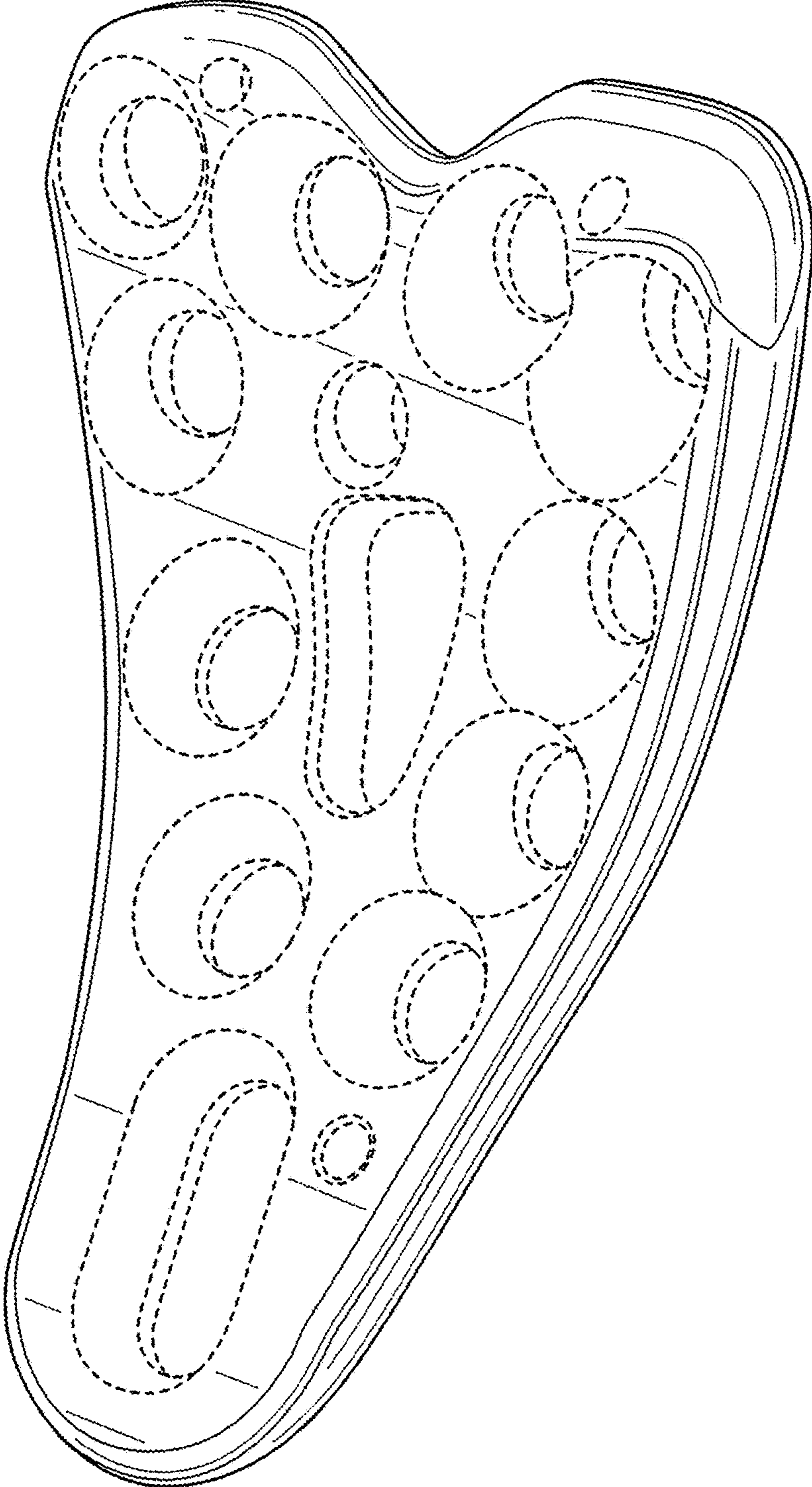


FIG. 1

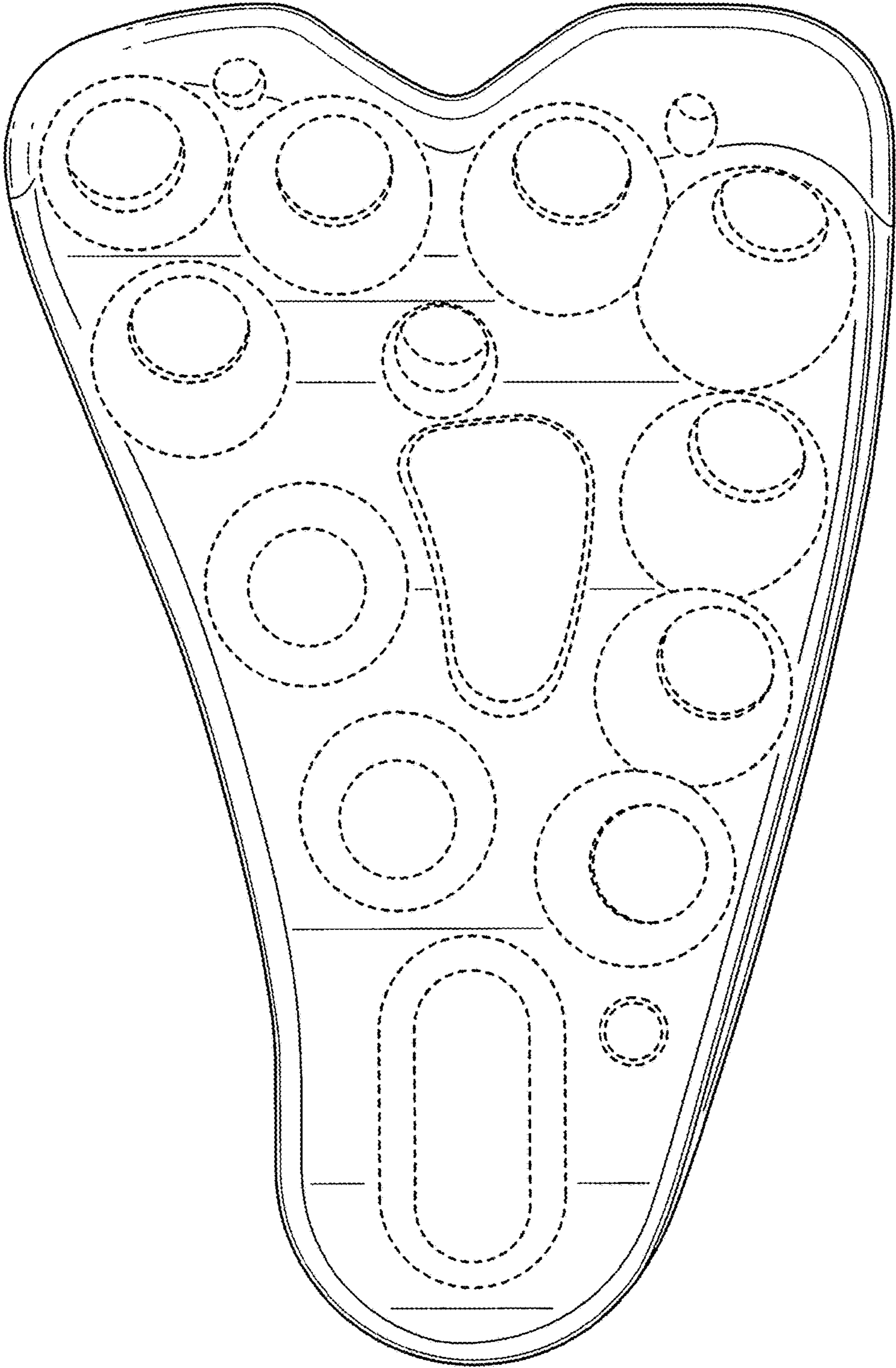


FIG. 2

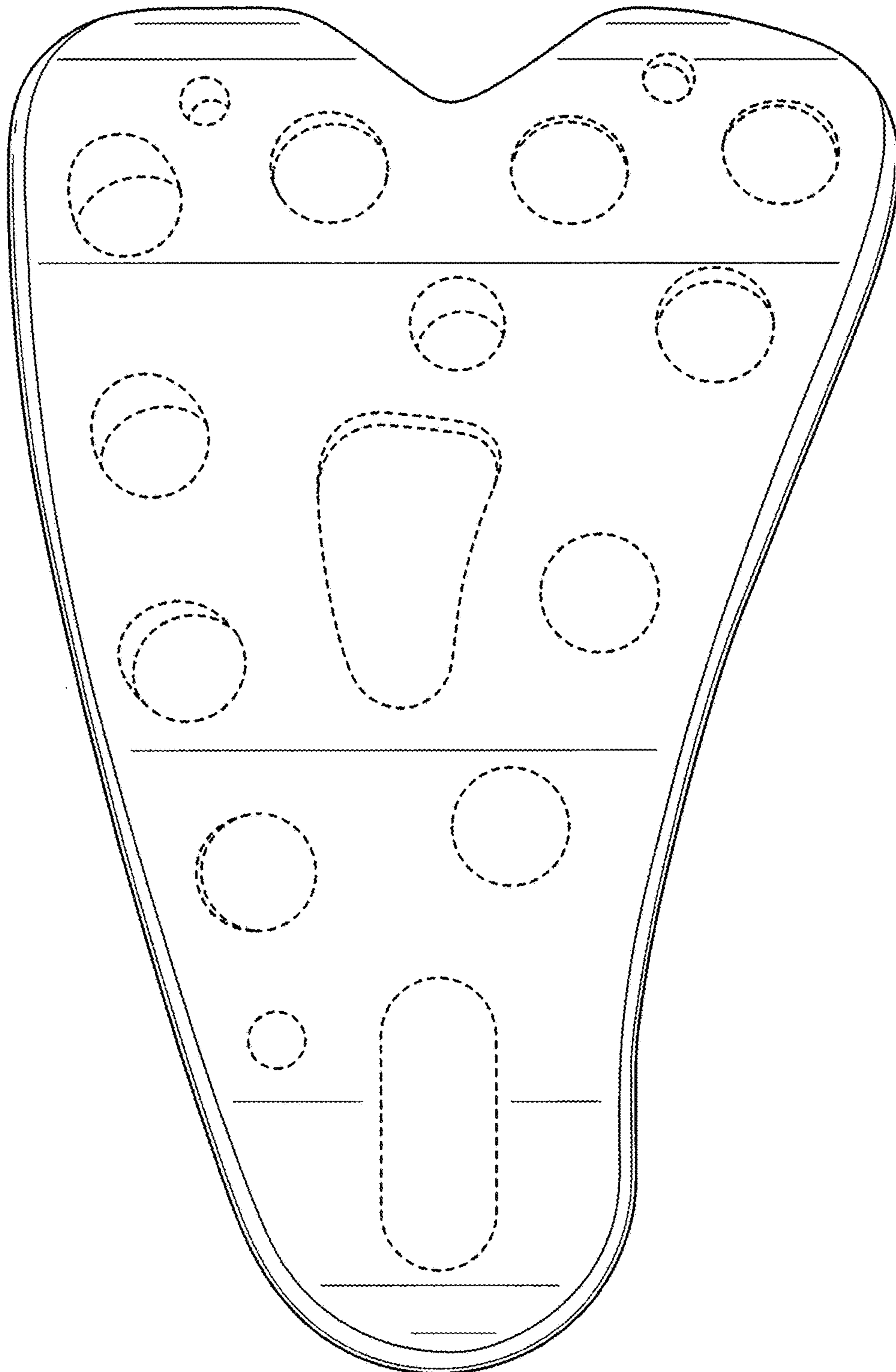


FIG. 3

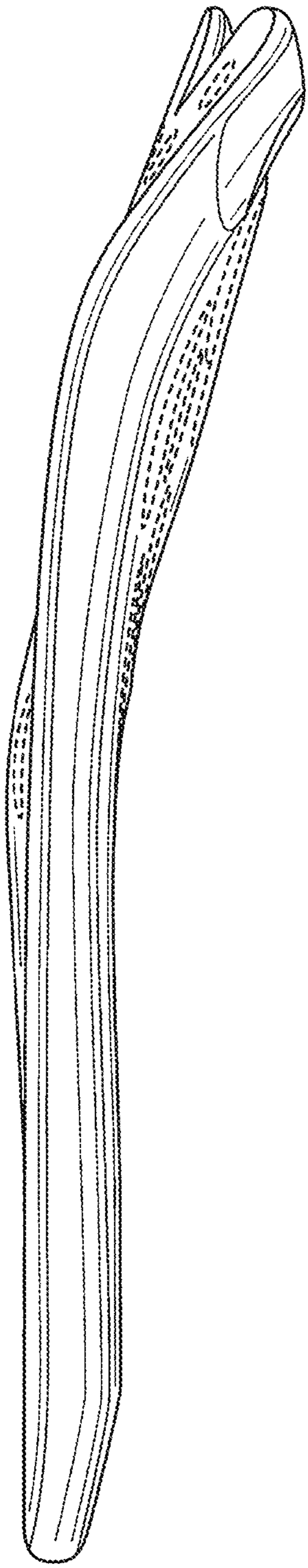


FIG. 4

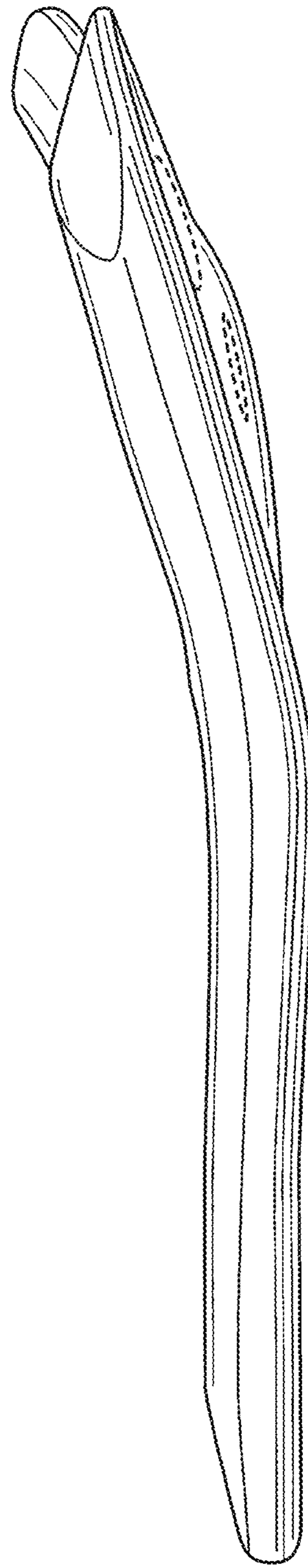


FIG. 5

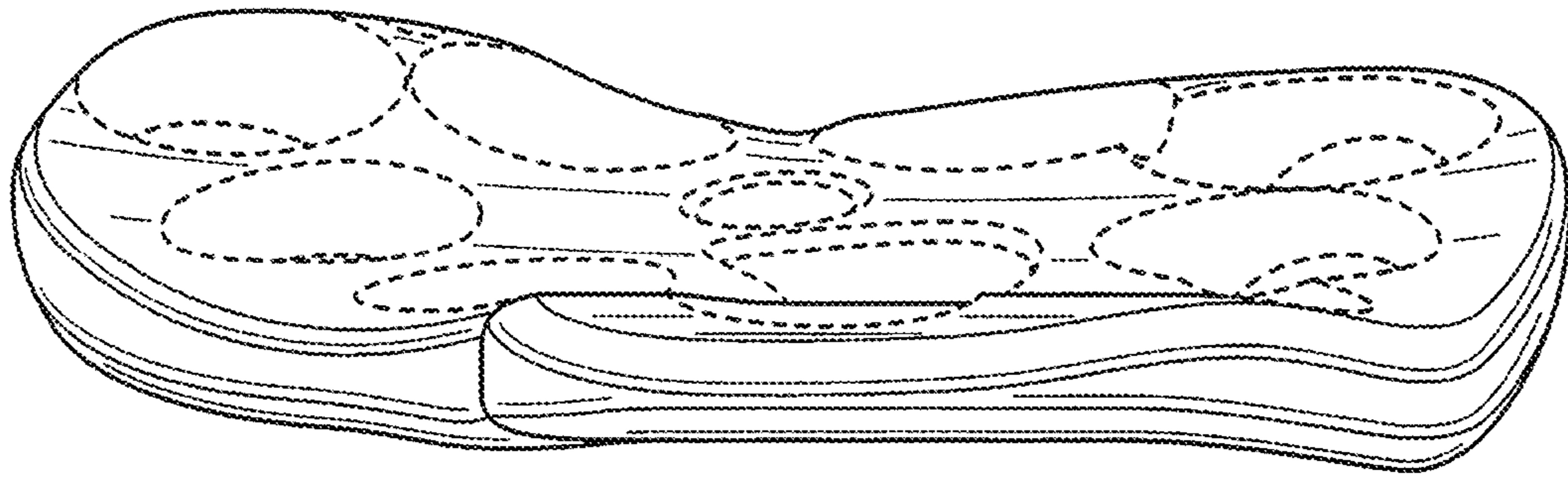


FIG. 6

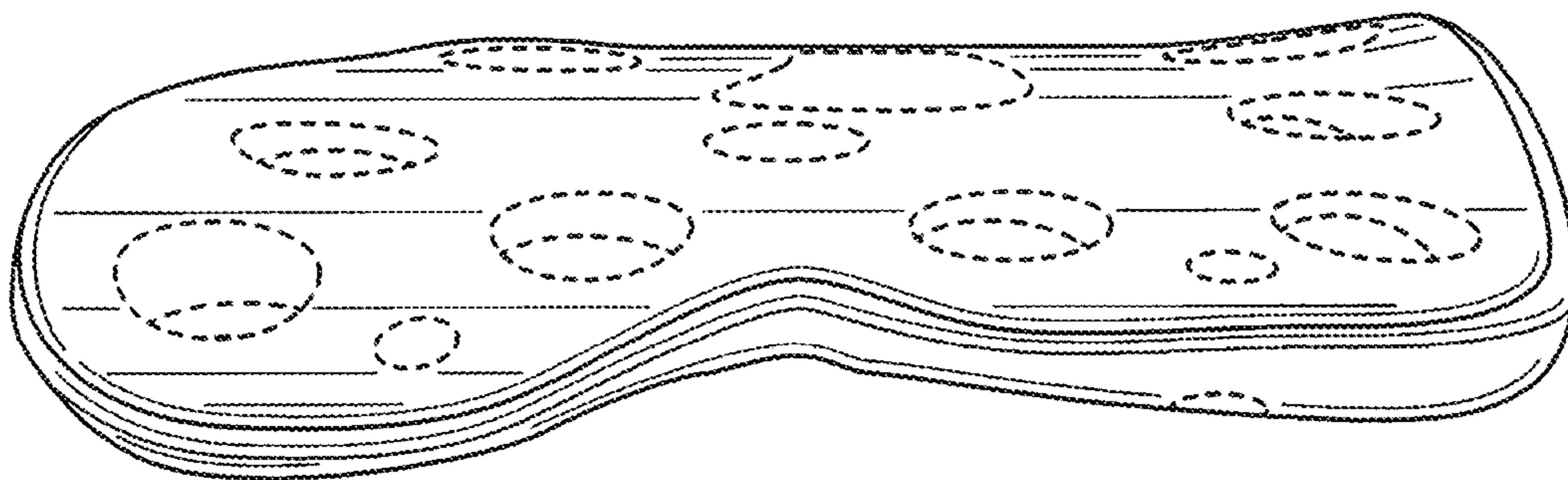


FIG. 7