



US00D811591S

(12) **United States Design Patent** (10) **Patent No.:** **US D811,591 S**
Bartley et al. (45) **Date of Patent:** **** Feb. 27, 2018**

(54) **HANDLE FOR USE WITH A MEDICAL RETRIEVAL INSTRUMENT**

(71) Applicants: **Jane Bartley**, Panama City Beach, FL (US); **Daniel Glenn Doerr**, Orlando, FL (US); **Roland Strelitzki**, Altamonte Springs, FL (US); **Gary Wayne Haberland**, Winter Park, FL (US)

(72) Inventors: **Jane Bartley**, Panama City Beach, FL (US); **Daniel Glenn Doerr**, Orlando, FL (US); **Roland Strelitzki**, Altamonte Springs, FL (US); **Gary Wayne Haberland**, Winter Park, FL (US)

(**) Term: **15 Years**

(21) Appl. No.: **29/561,746**

(22) Filed: **Apr. 19, 2016**

(51) **LOC (11) Cl.** **24-02**

(52) **U.S. Cl.**
USPC **D24/133**

(58) **Field of Classification Search**
USPC D24/108, 112, 113–114, 127, 133, 137, D24/138, 143, 145; D22/108; D19/1; D8/16, 19, 300, 303, 314, 372, 374, 394; D6/540, 546, 554, 556
CPC A47G 7/045; A47G 7/044; A47G 7/047; A47G 7/07; A61B 17/00; A61B 18/00; A61B 1/0052; A01G 9/12
See application file for complete search history.

(56) **References Cited**

U.S. PATENT DOCUMENTS

D532,710 S * 11/2006 Sisk D10/60
D554,008 S * 10/2007 Sisk D10/60
D707,356 S * 6/2014 Vonck D24/133

D715,431 S * 10/2014 Vonck D24/133
D748,788 S * 2/2016 Brannon D24/146
D751,199 S * 3/2016 Allen D24/146
D752,219 S * 3/2016 Peterson D24/145
D752,747 S * 3/2016 Allen D24/146
D759,246 S * 6/2016 Allen D24/146
D775,324 S * 12/2016 Larson D24/114
D775,325 S * 12/2016 Larson D24/114
D775,330 S * 12/2016 Blennow D24/130
D777,913 S * 1/2017 Taylor D24/133
D778,443 S * 2/2017 Brannon D24/147
2016/0324515 A1 * 11/2016 Ravikumar A61B 17/00234
2017/0020500 A1 * 1/2017 Taylor A61B 17/00234

* cited by examiner

Primary Examiner — Ian Simmons

Assistant Examiner — Yolanda Robinson

(74) *Attorney, Agent, or Firm* — Najafi Law, PA; Ashkan Najafi

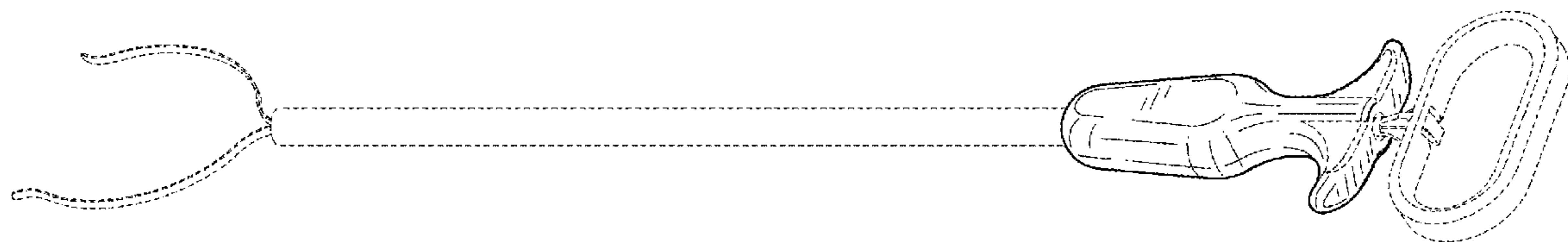
(57) **CLAIM**

The ornamental design for a handle for use with a medical retrieval instrument, as shown and described.

DESCRIPTION

FIG. 1 is a perspective view of a handle for use with a medical retrieval instrument showing our new design; FIG. 2 is a top plan view thereof; FIG. 3 is a bottom plan view thereof; FIG. 4 is a left side elevational view thereof; FIG. 5 is a right side elevational view thereof; FIG. 6 is a front elevational view thereof; FIG. 7 is a rear elevational view thereof; and, FIG. 8 is another perspective view thereof. The broken lines shown on the figures depict environmental subject matter only and are hereby disclaimed as forming no part of Applicants' claimed invention.

1 Claim, 4 Drawing Sheets



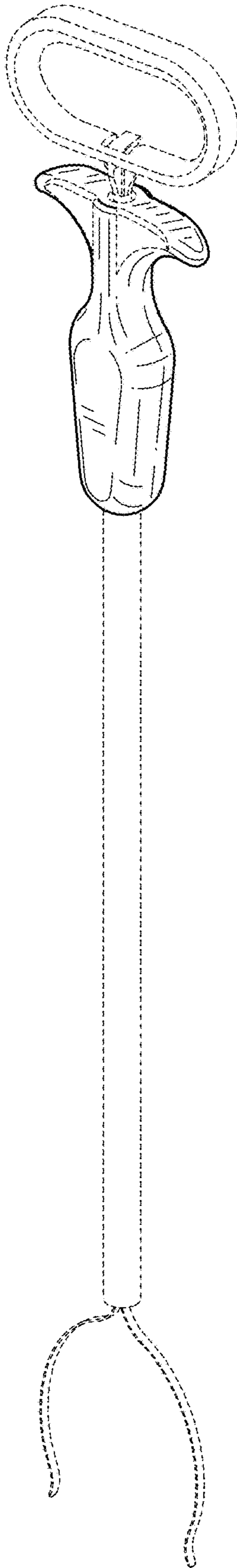


FIG. 1

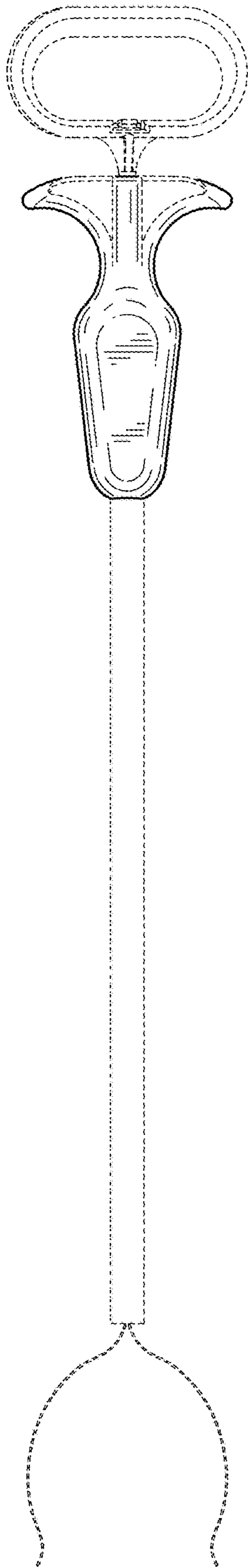


FIG. 2

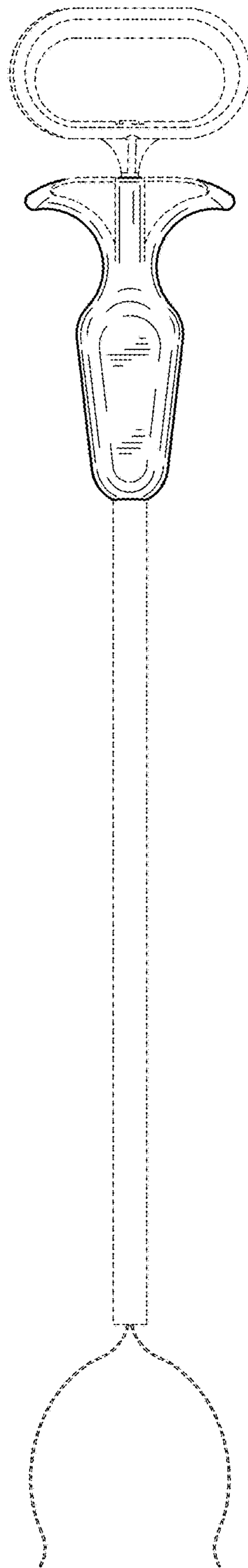


FIG. 3

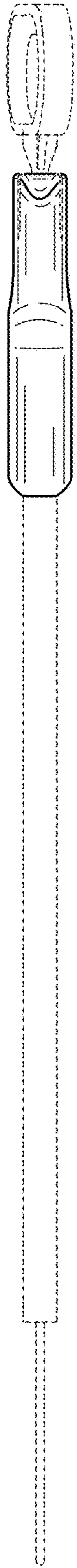


FIG. 4

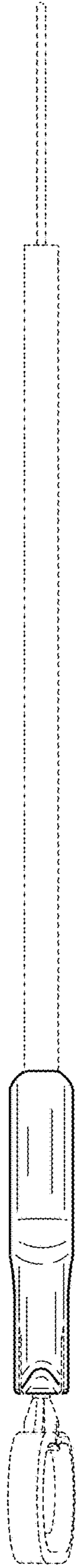


FIG. 5

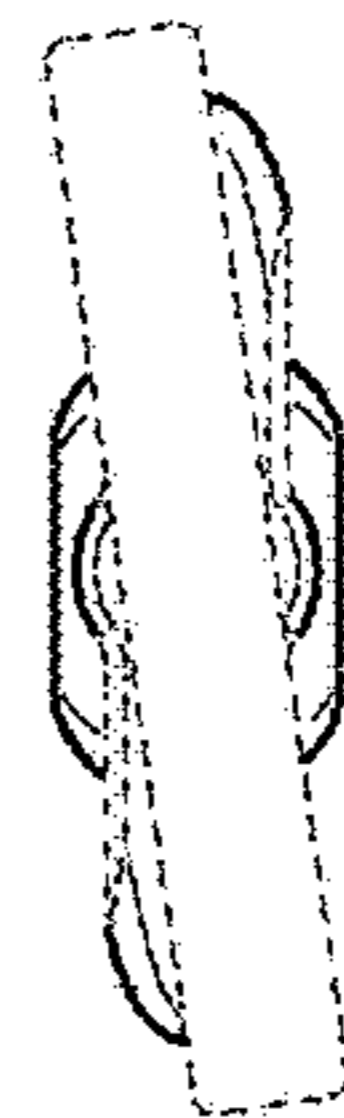


FIG. 6

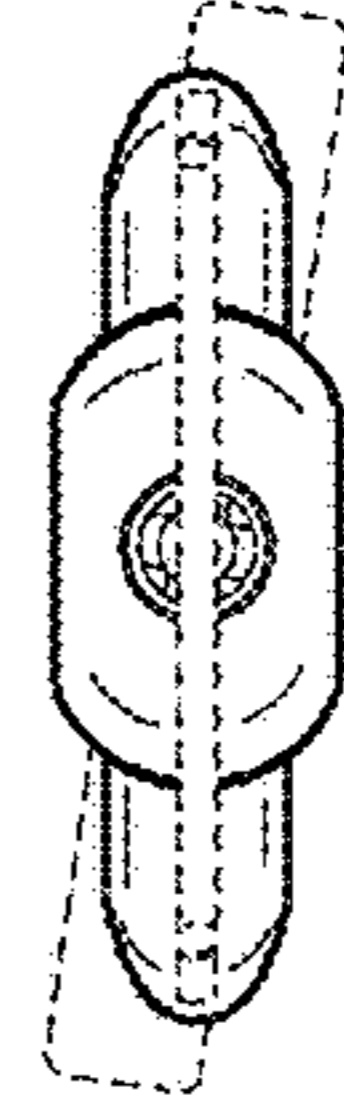


FIG. 7




FIG. 8