



US00D811582S

(12) **United States Design Patent** (10) **Patent No.:** **US D811,582 S**
Moulton et al. (45) **Date of Patent:** **** *Feb. 27, 2018**

- (54) **FACE MASK**
- (71) Applicant: **Sleepnet Corporation**, Hampton, NH (US)
- (72) Inventors: **Thomas M. Moulton**, Rye, NH (US);
Jerry J. Gong, Andover, MA (US)
- (73) Assignee: **Sleepnet Corporation**, Hampton, NH (US)
- (*) Notice: This patent is subject to a terminal disclaimer.
- (**) Term: **15 Years**
- (21) Appl. No.: **29/570,190**
- (22) Filed: **Jul. 6, 2016**
- (51) **LOC (11) Cl.** **29-02**
- (52) **U.S. Cl.**
USPC **D24/110.1**
- (58) **Field of Classification Search**
USPC D24/107, 108, 110–110.4, 110.6, 127,
D24/162, 164; D29/108, 110
CPC A62B 18/025; A62B 18/08; A62B 23/00;
A62B 23/025; A62B 23/02
See application file for complete search history.

- D205,332 S * 7/1966 Nelson 128/206.12
- 3,276,445 A * 10/1966 Langdon A62B 23/025
128/206.15
- 3,316,904 A * 5/1967 Wall A41D 13/1146
128/205.29
- D294,410 S * 2/1988 Montesi D24/110.1
- 4,856,508 A * 8/1989 Tayebi
- 5,863,312 A * 1/1999 Wolfe A41D 13/11
55/495

(Continued)

FOREIGN PATENT DOCUMENTS

- CA 2770137 A1 3/2011
- CN 103706055 A 4/2014

(Continued)

Primary Examiner — Barbara Fox
Assistant Examiner — Lilyana Bekic
 (74) *Attorney, Agent, or Firm* — Pierce Atwood LLP;
 Kevin M. Farrell; David J. Wilson

(57) **CLAIM**

The ornamental design for a face mask, as shown and described.

DESCRIPTION

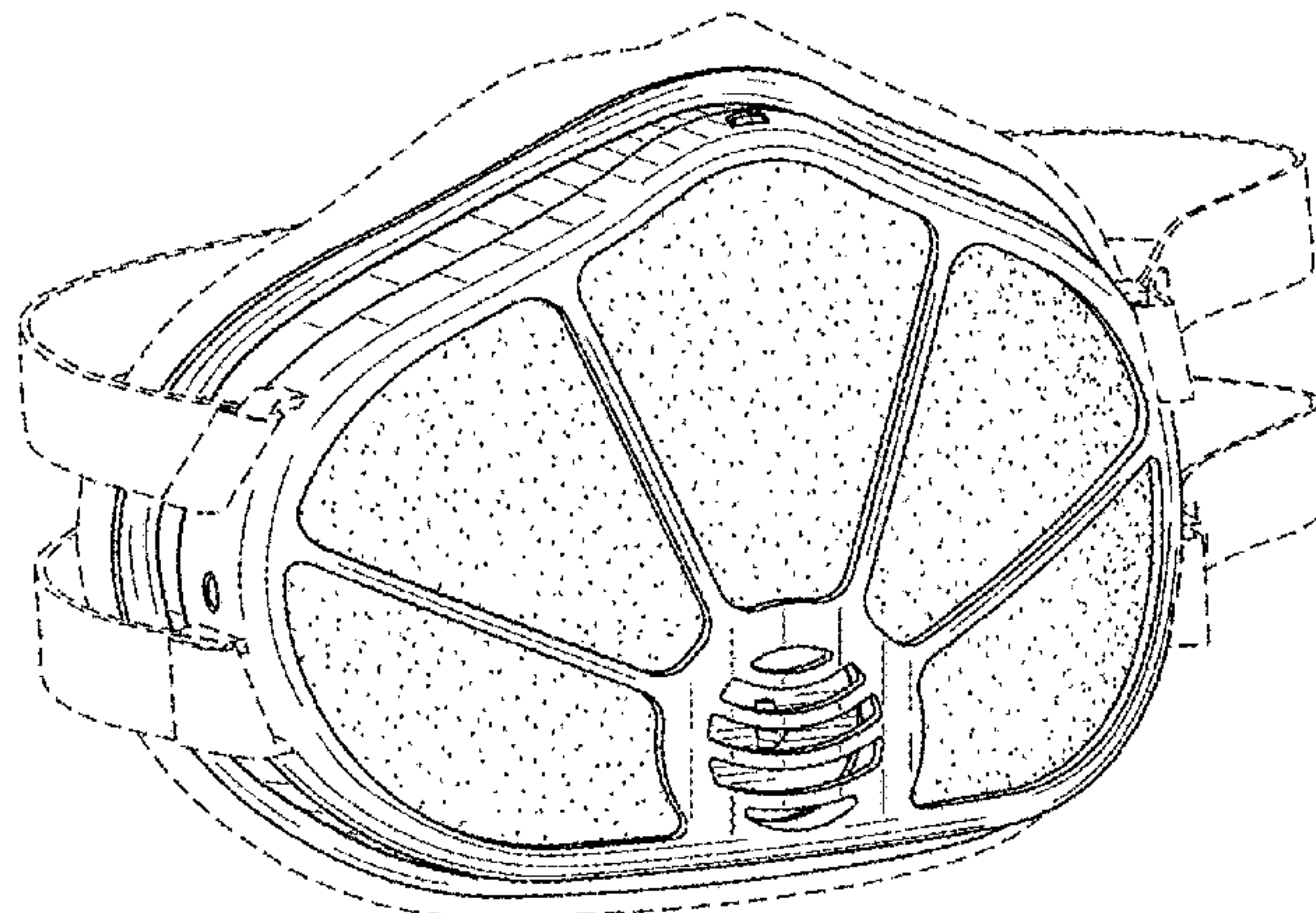
FIG. 1 is a front view of a face mask showing our new design;
 FIG. 2 is a rear view of the face mask;
 FIG. 3 is a top view of the face mask;
 FIG. 4 is a bottom view of the face mask;
 FIG. 5 is a right side view of the face mask;
 FIG. 6 is a left side view of the face mask;
 FIG. 7 is a perspective view of the face mask; and,
 FIG. 8 is an exploded perspective view of the face mask.
 The broken line showing of the headgear in FIG. 7 illustrates environment and forms no part of the claimed design. All other broken lines illustrate portions of the face mask that form no part of the claimed design.

1 Claim, 6 Drawing Sheets

(56) **References Cited**

U.S. PATENT DOCUMENTS

- 314,485 A * 3/1885 Spencer A62B 23/025
128/206.16
- D130,687 S * 12/1941 Lehmborg D24/110.1
- D161,337 S * 12/1950 Hill D24/110.1
- 2,578,007 A 12/1951 Hill
- 2,845,927 A * 8/1958 Hill A62B 23/025
128/206.17
- D188,084 S * 5/1960 Garelick 128/206.12
- 3,014,479 A * 12/1961 Matheson A41D 13/1146
128/206.15
- 3,137,296 A * 6/1964 Gurtowski A41D 13/1146
128/206.12



(56)

References Cited

U.S. PATENT DOCUMENTS

D478,660	S *	8/2003	Mault	D24/110.1
6,817,362	B2	11/2004	Gelinas et al.	
D773,121	S *	11/2016	Yuan	D29/108
2003/0029454	A1 *	2/2003	Gelinas	A62B 18/025 128/205.27
2006/0005838	A1	1/2006	Magidson	
2009/0151734	A1	6/2009	Park	
2009/0235934	A1 *	9/2009	Martin	A41D 13/1138 128/206.15
2009/0320849	A1 *	12/2009	Biedermann	A41D 13/1192 128/206.28
2012/0042878	A1 *	2/2012	Woo	A62B 18/025 128/206.15
2012/0125341	A1 *	5/2012	Gebrewold	A62B 18/025 128/206.12
2012/0125342	A1 *	5/2012	Gebrewold	A62B 18/025 128/206.12
2013/0139823	A1 *	6/2013	Lee	A62B 18/02 128/206.19
2015/0034098	A1 *	2/2015	Schumacher	A62B 18/025 128/863
2015/0047642	A1 *	2/2015	Tucker	A62B 7/10 128/206.17
2016/0263409	A1 *	9/2016	Lee	A62B 9/04
2017/0065838	A1 *	3/2017	Bunge	A62B 18/084

FOREIGN PATENT DOCUMENTS

KR	1020060039128		5/2006
WO	2010064862	A2	6/2010
WO	2012070805	A2	5/2012
WO	2015006679	A2	1/2015
WO	2015168077	A1	11/2015

* cited by examiner

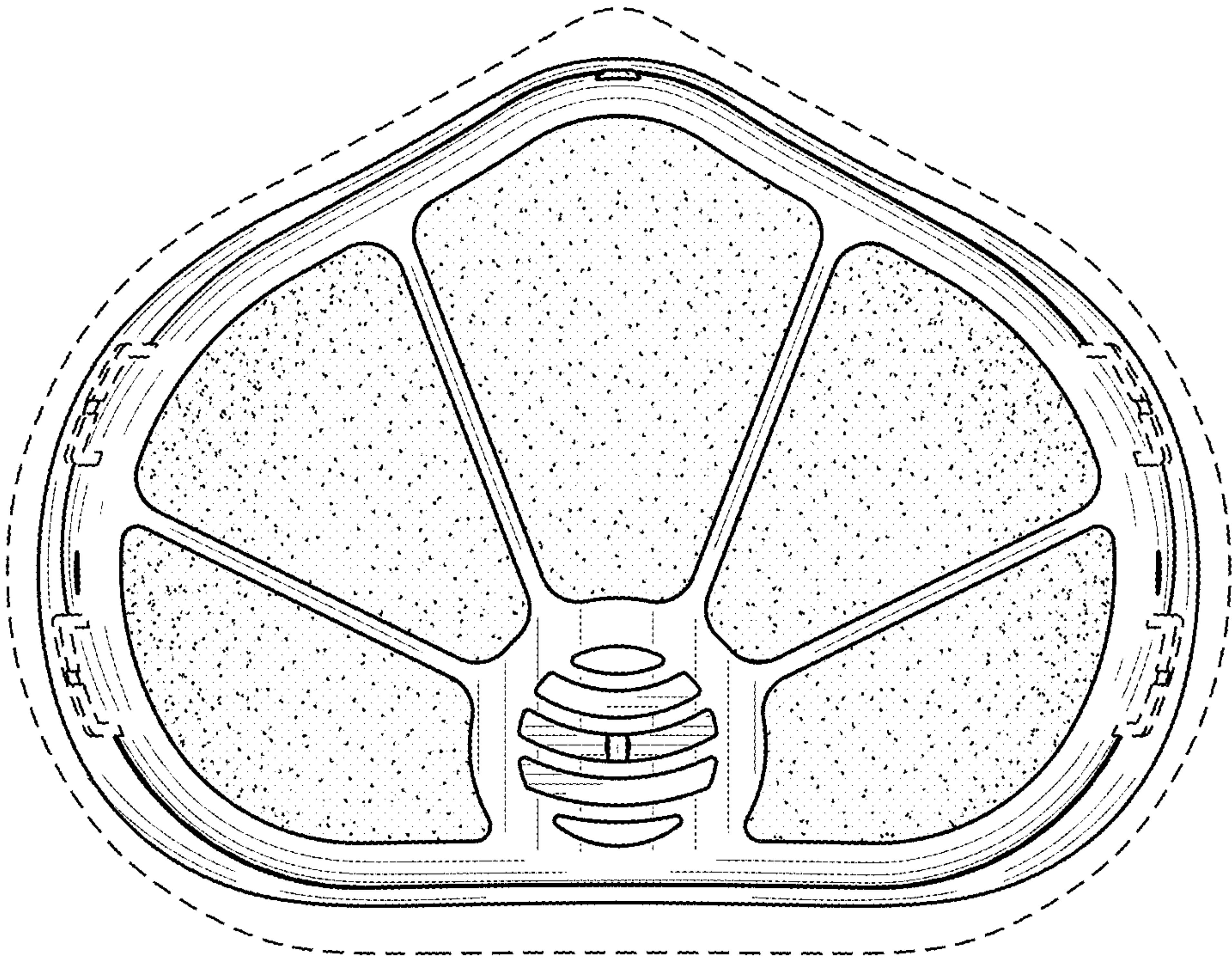


FIG. 1

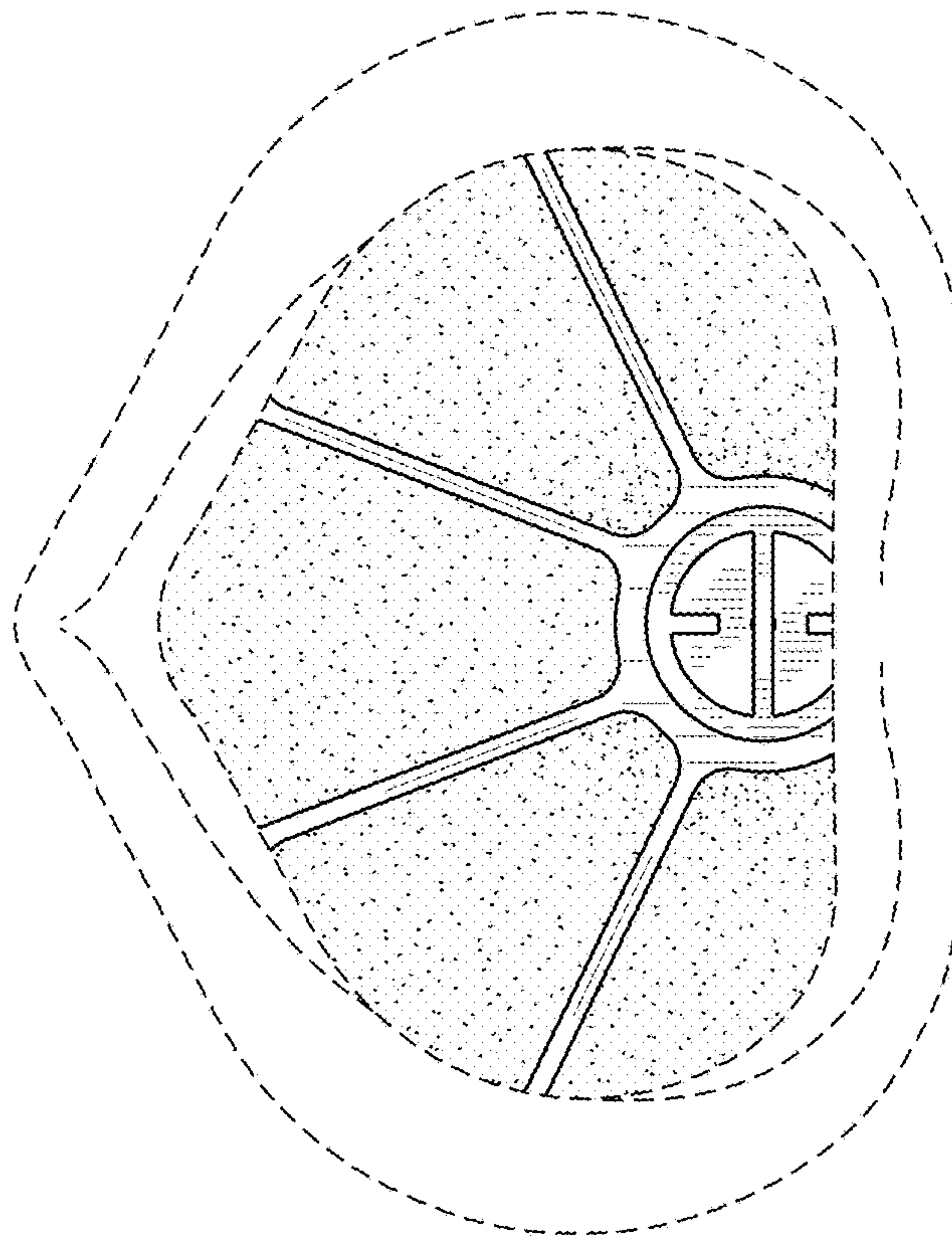


FIG. 2

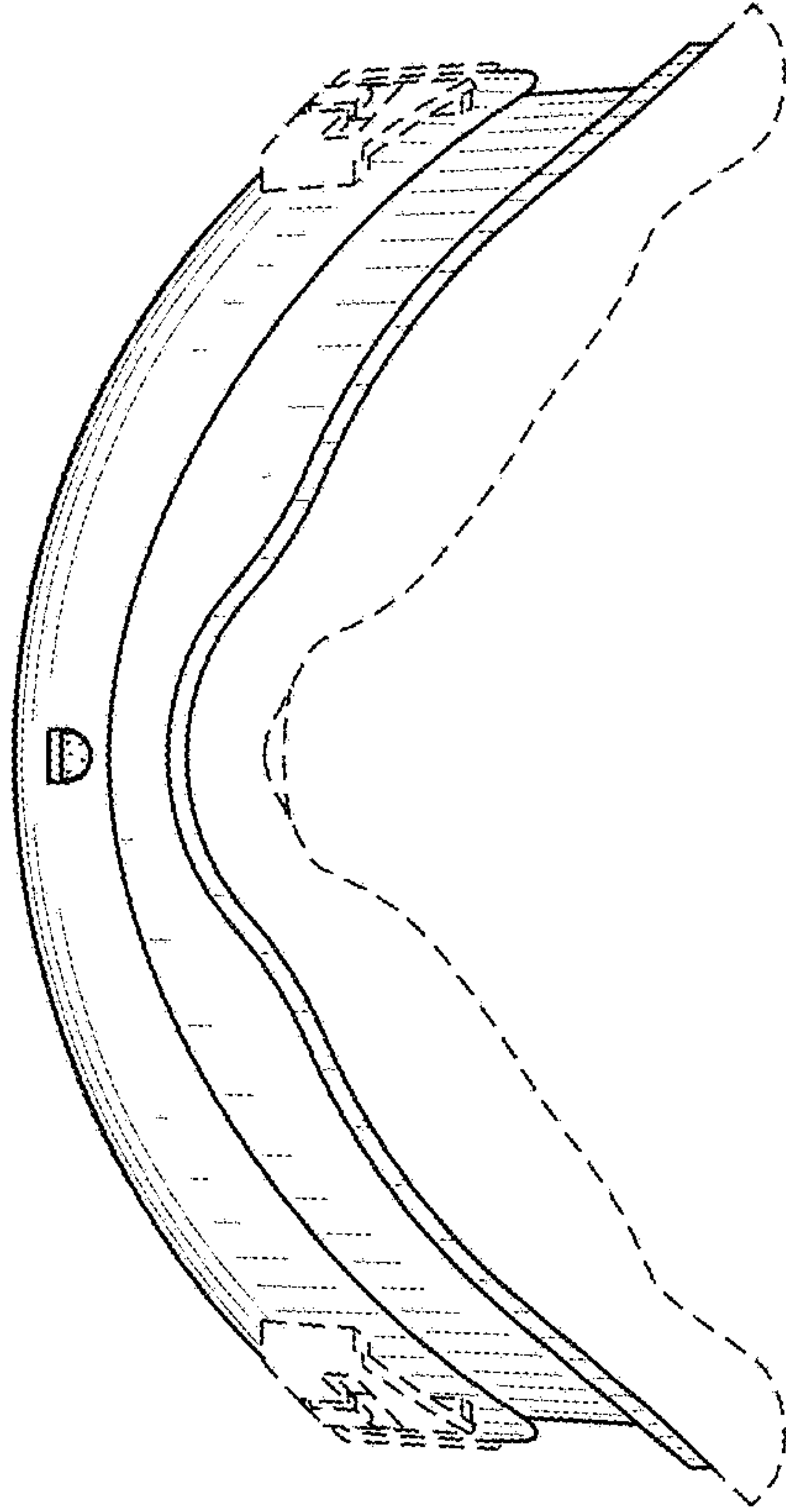


FIG. 3

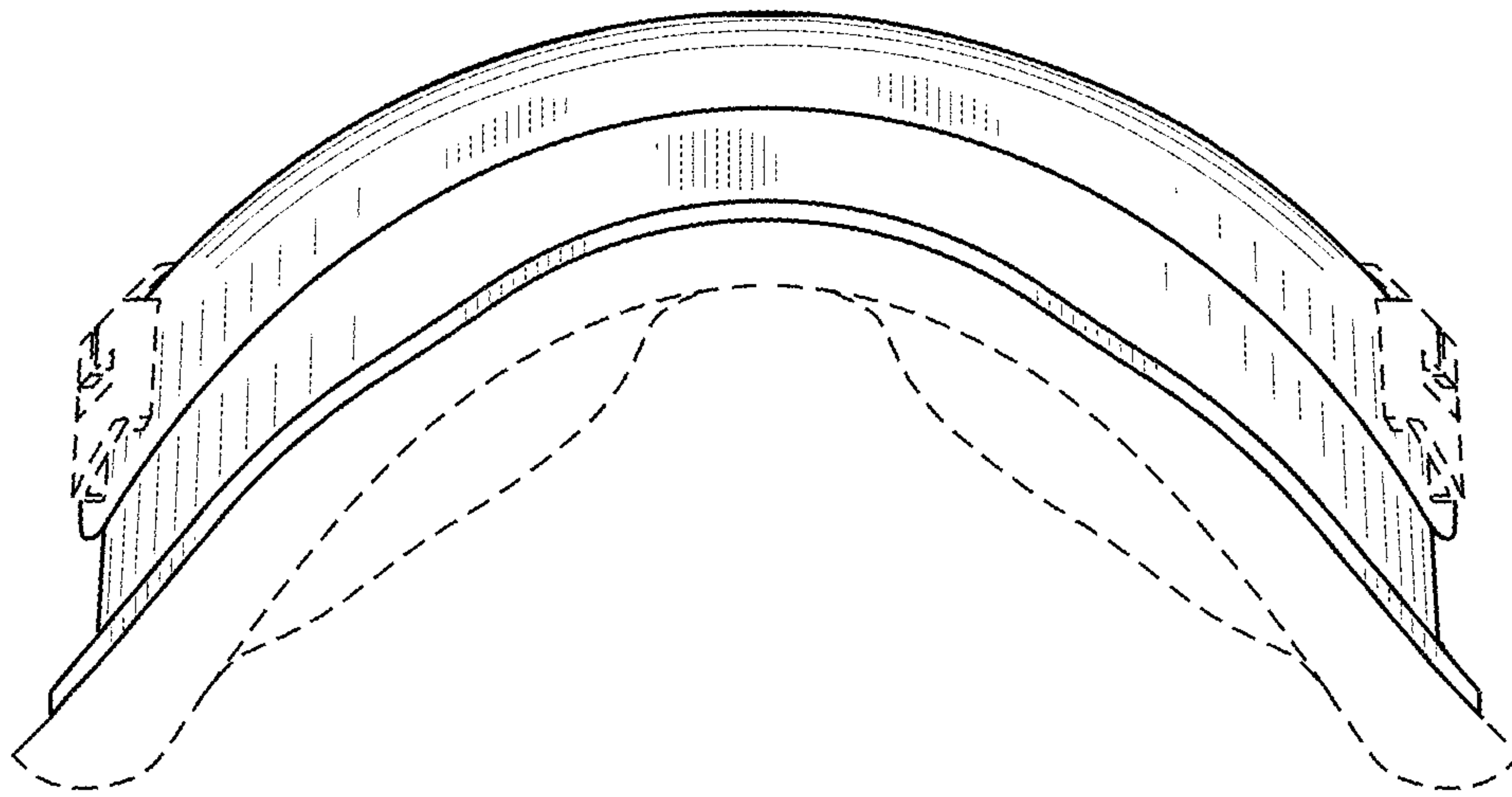


FIG. 4

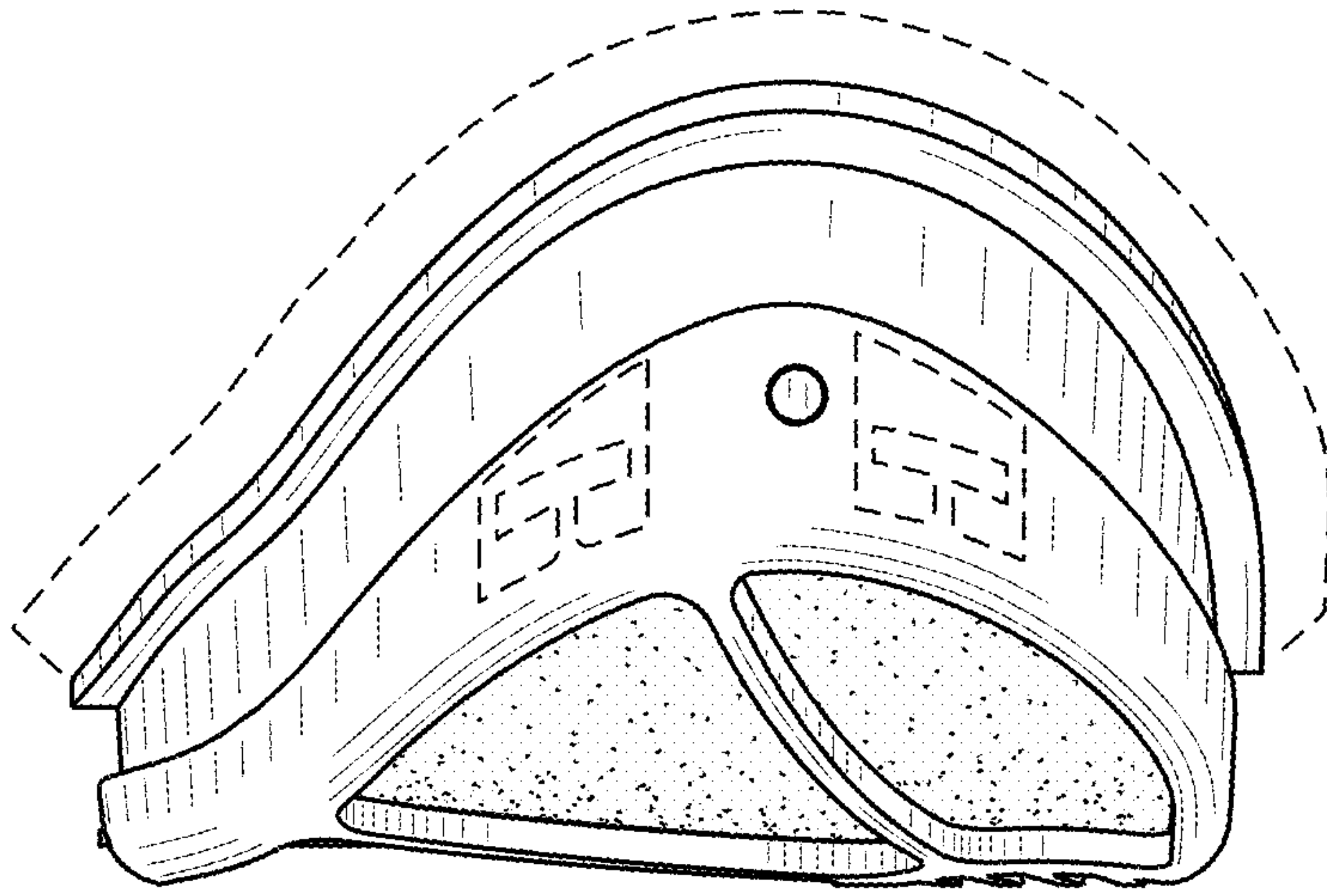


FIG. 6

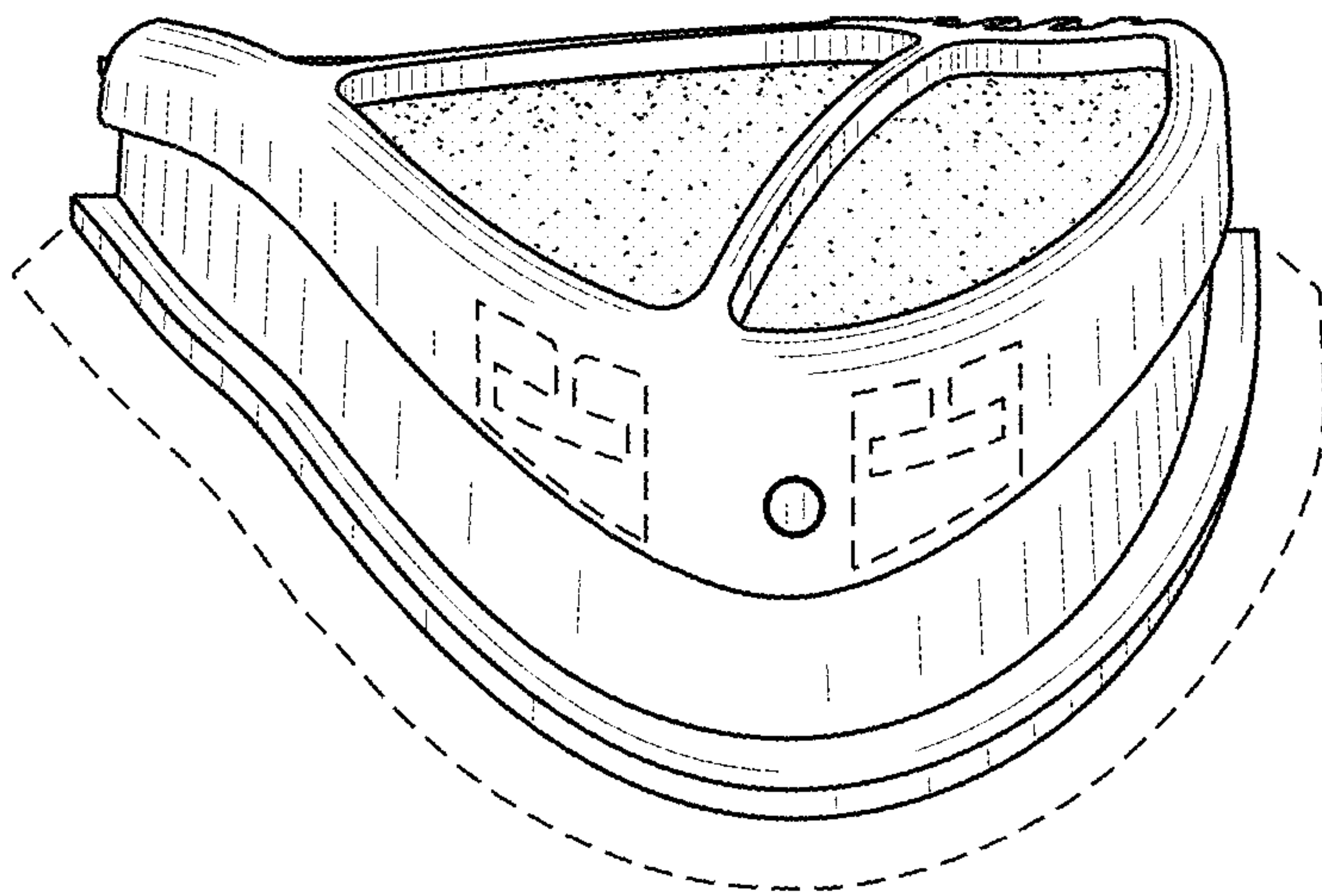


FIG. 5

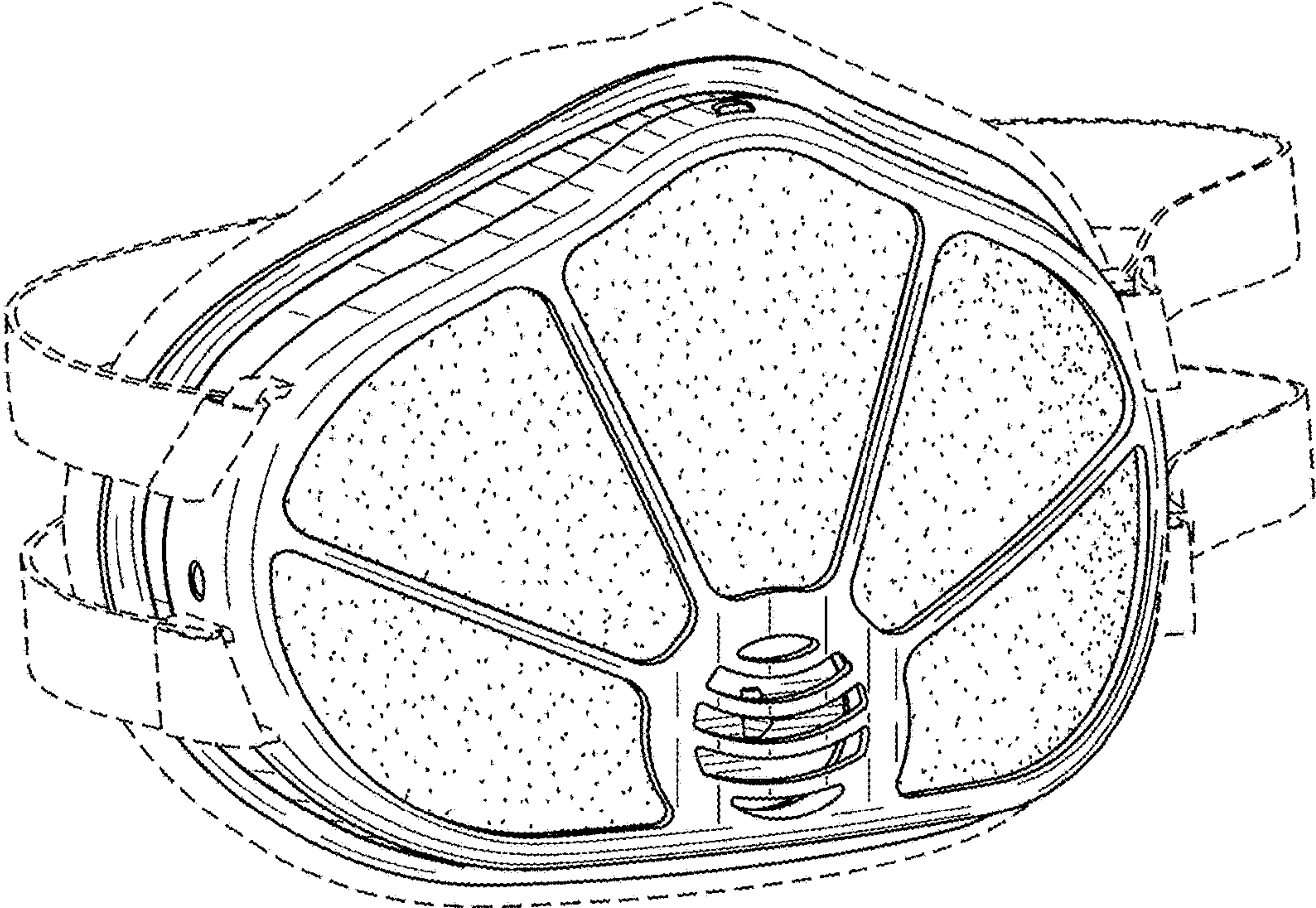


FIG. 7

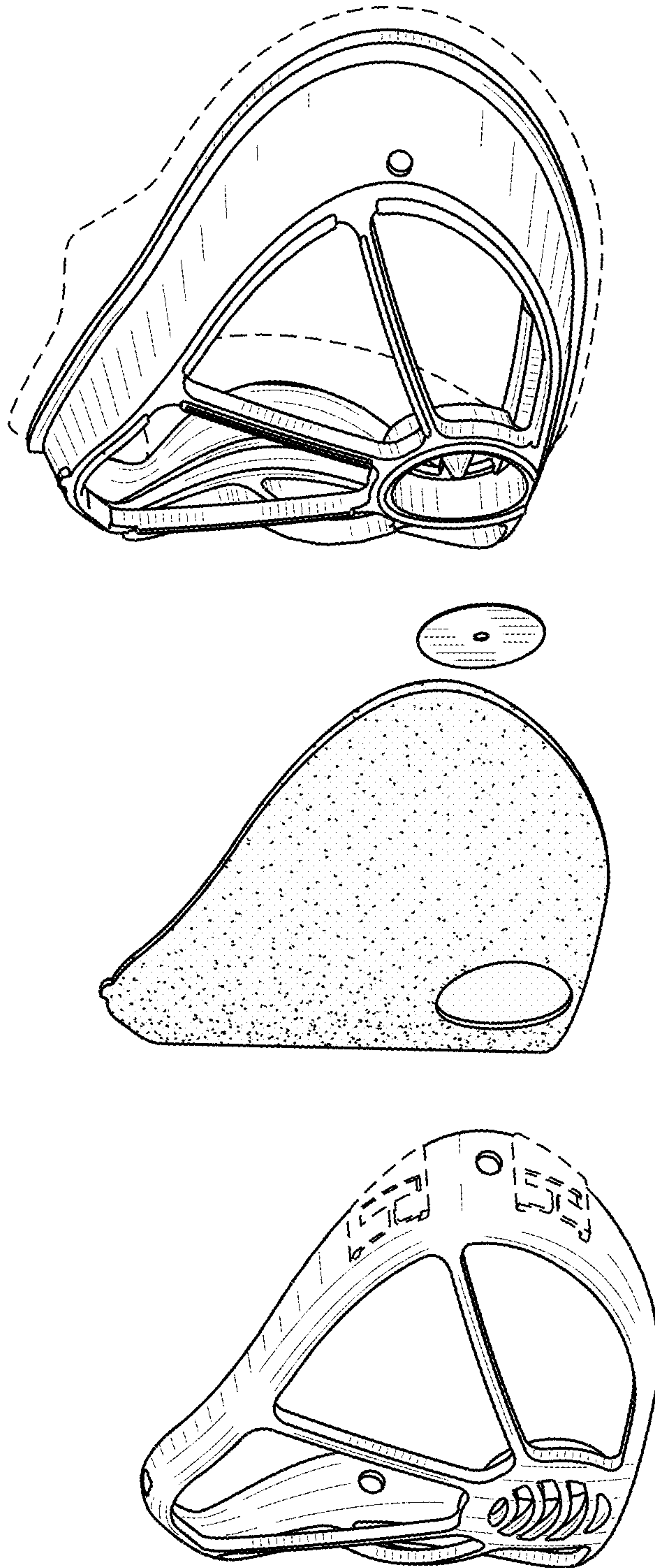


FIG. 8