



US00D811567S

(12) **United States Design Patent** (10) **Patent No.:** **US D811,567 S**
Lopez (45) **Date of Patent:** **** Feb. 27, 2018**

(54) **AIR COOLING DEVICE**
(71) Applicant: **JOBAR INTERNATIONAL, INC.**,
Carson, CA (US)
(72) Inventor: **Octavio Lopez**, Torrance, CA (US)
(73) Assignee: **JOBAR INTERNATIONAL, INC.**,
Carson, CA (US)
(**) Term: **15 Years**

D507,339 S * 7/2005 Shapiro D23/335
D534,631 S * 1/2007 David D23/351
D549,310 S * 8/2007 Hou D23/333
D588,686 S * 3/2009 Spiegel D23/364
D595,395 S * 6/2009 Lewis D23/314
D633,187 S * 2/2011 Fan D23/333
D633,188 S * 2/2011 Fan D23/333
D641,845 S * 7/2011 Breit D23/333
D672,866 S * 12/2012 Levano D23/341
D704,320 S * 5/2014 Li D23/333
D776,248 S * 1/2017 Lewis D23/370
2007/0221061 A1* 9/2007 Steiner B03C 3/32
96/63

(21) Appl. No.: **29/529,072**
(22) Filed: **Jun. 3, 2015**
(51) **LOC (11) Cl.** **23-04**
(52) **U.S. Cl.**
USPC **D23/351**; D23/333; D23/378
(58) **Field of Classification Search**
USPC D23/370, 371, 373, 377-379, 381, 382,
D23/385-388, 411, 412, 356, 358, 359,
D23/363, 328, 332, 335, 342, 351, 333;
D26/59; D13/179
CPC F04D 25/088; F04D 29/005; F04D 29/601;
F04D 29/324; F21V 33/0096; F21V
33/0092; F24F 13/078
See application file for complete search history.

* cited by examiner

Primary Examiner — Janice Hallmark

(74) *Attorney, Agent, or Firm* — Lewis Roca Rothgerber
Christie LLP

(56) **References Cited**

U.S. PATENT DOCUMENTS

D416,993 S * 11/1999 Dong D23/333
D468,414 S * 1/2003 Fok D23/328
D479,589 S * 9/2003 Koike D23/336
D483,466 S * 12/2003 Shapiro D23/378
D492,023 S * 6/2004 Dooley D23/378

(57) **CLAIM**

The ornamental design for an air cooling device, as shown
and described.

DESCRIPTION

FIG. 1 is a front perspective view of an air cooling device
design;
FIG. 2 is a rear perspective view thereof;
FIG. 3 is a front view thereof;
FIG. 4 is a right side view thereof;
FIG. 5 is a rear view thereof;
FIG. 6 is a left side view thereof;
FIG. 7 is a top view thereof; and,
FIG. 8 is a bottom view thereof.

The broken lines in the drawings illustrate portions of the air
cooling device that form no part of the claimed design.

1 Claim, 7 Drawing Sheets

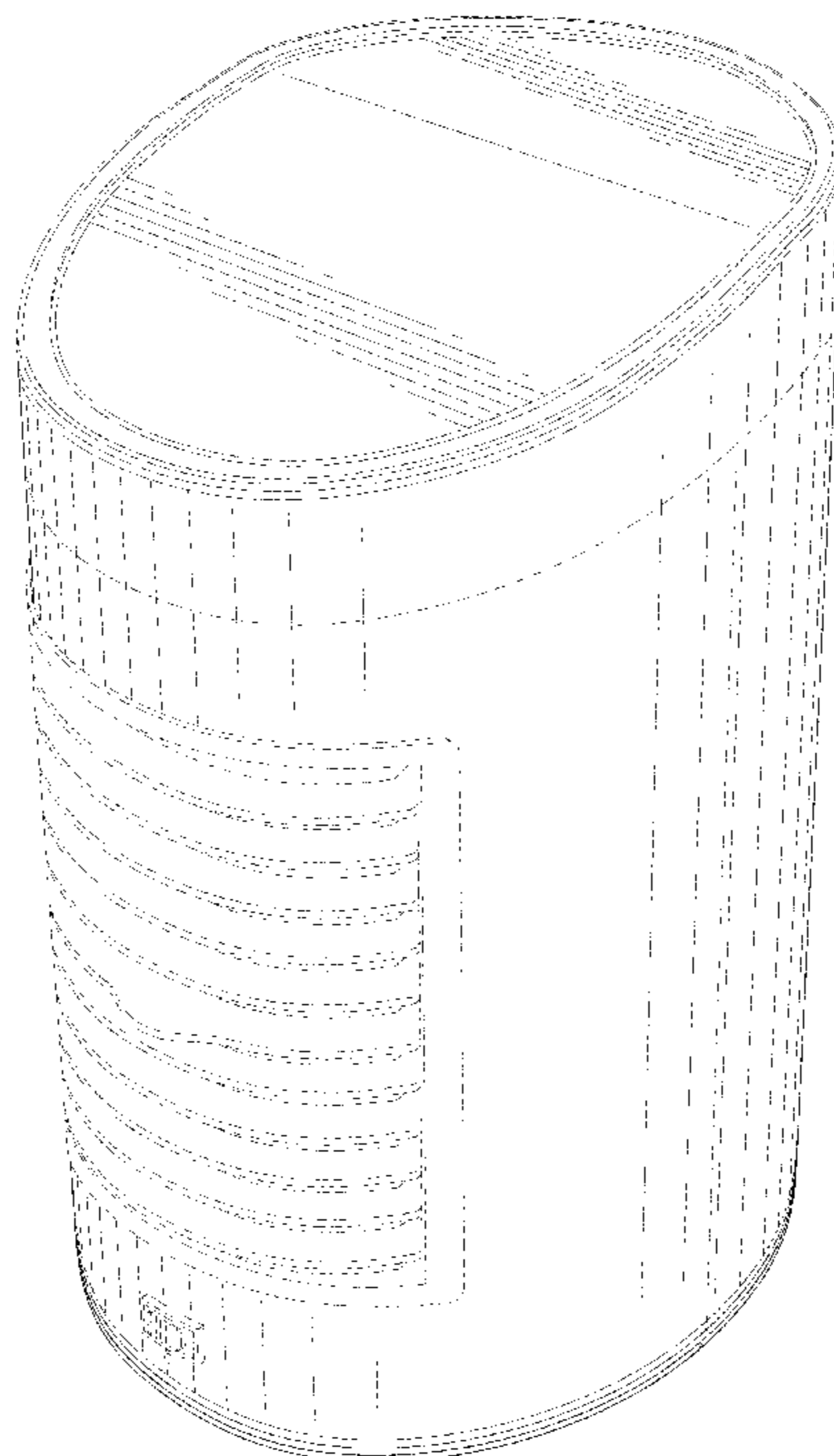


FIG. 1

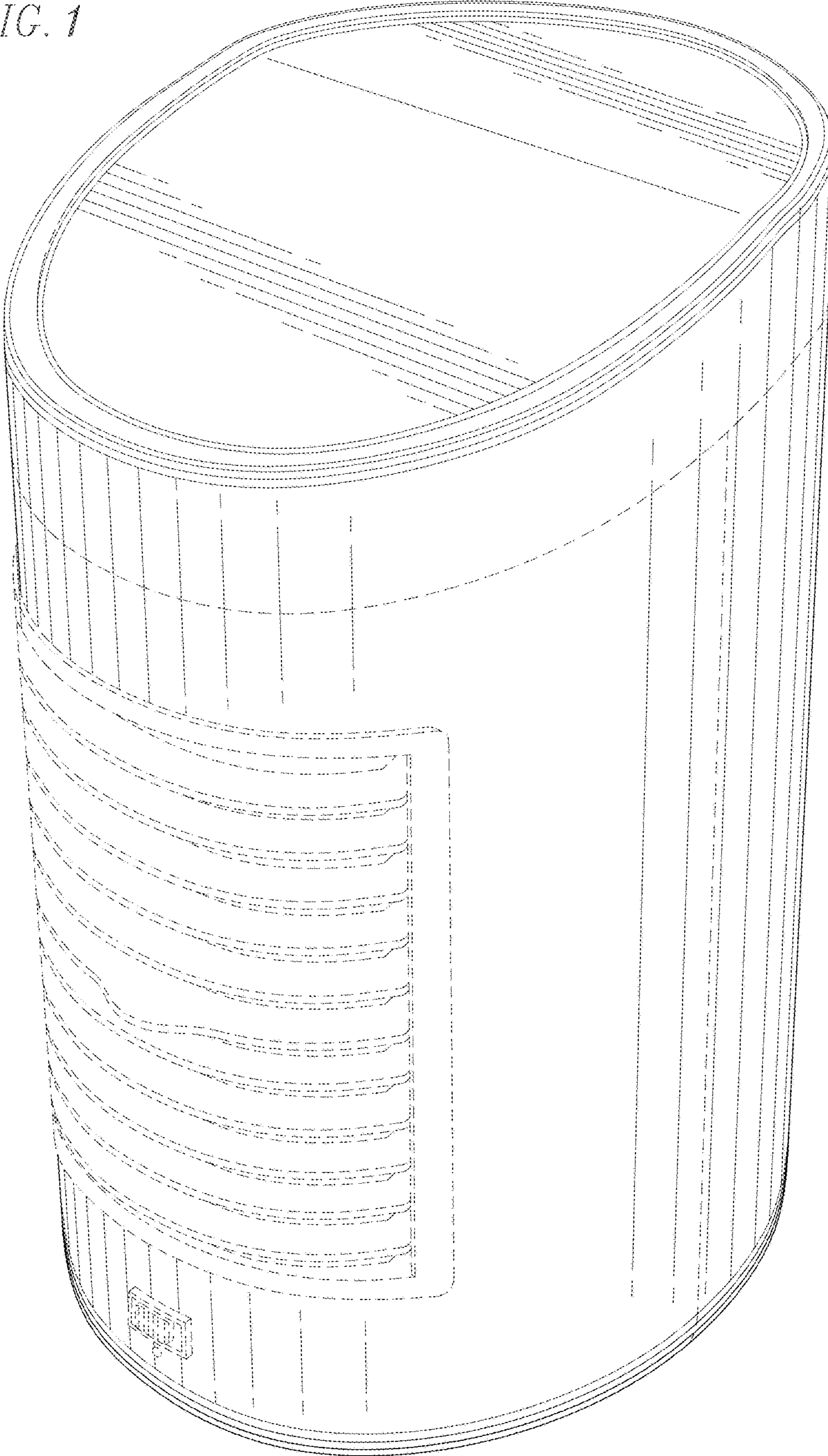


FIG. 2

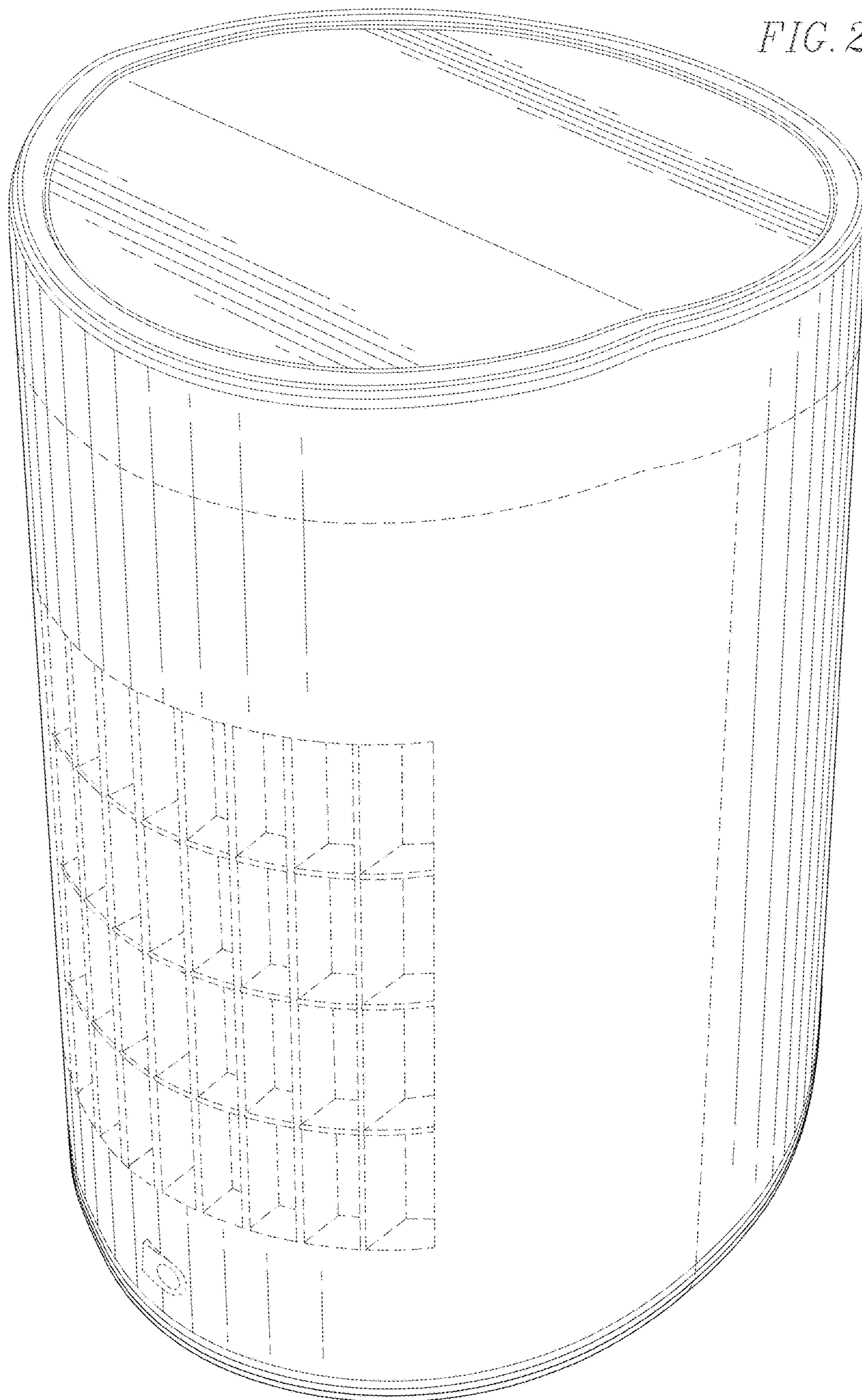


FIG. 3




FIG. 4

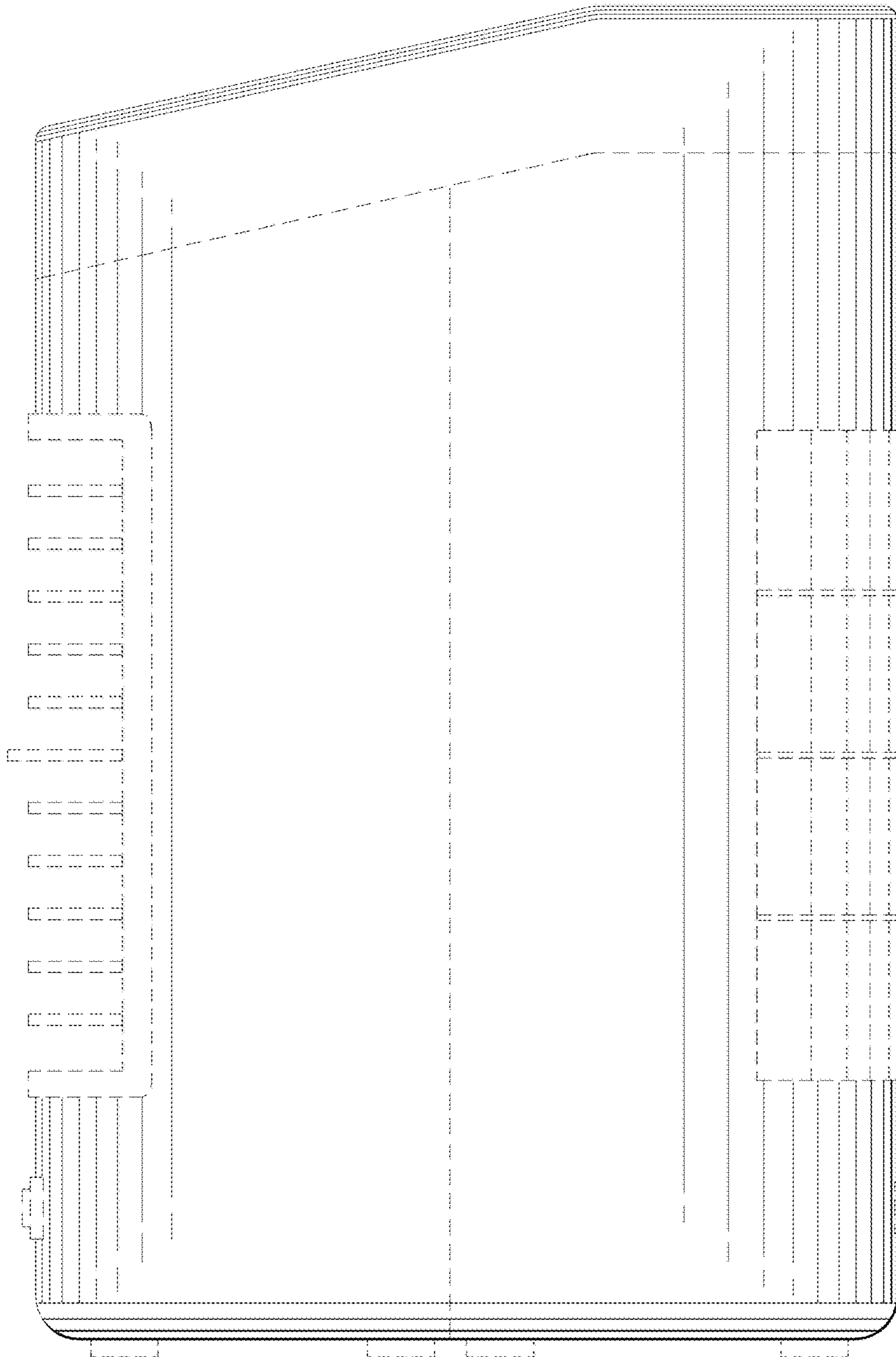


FIG. 5




FIG. 6

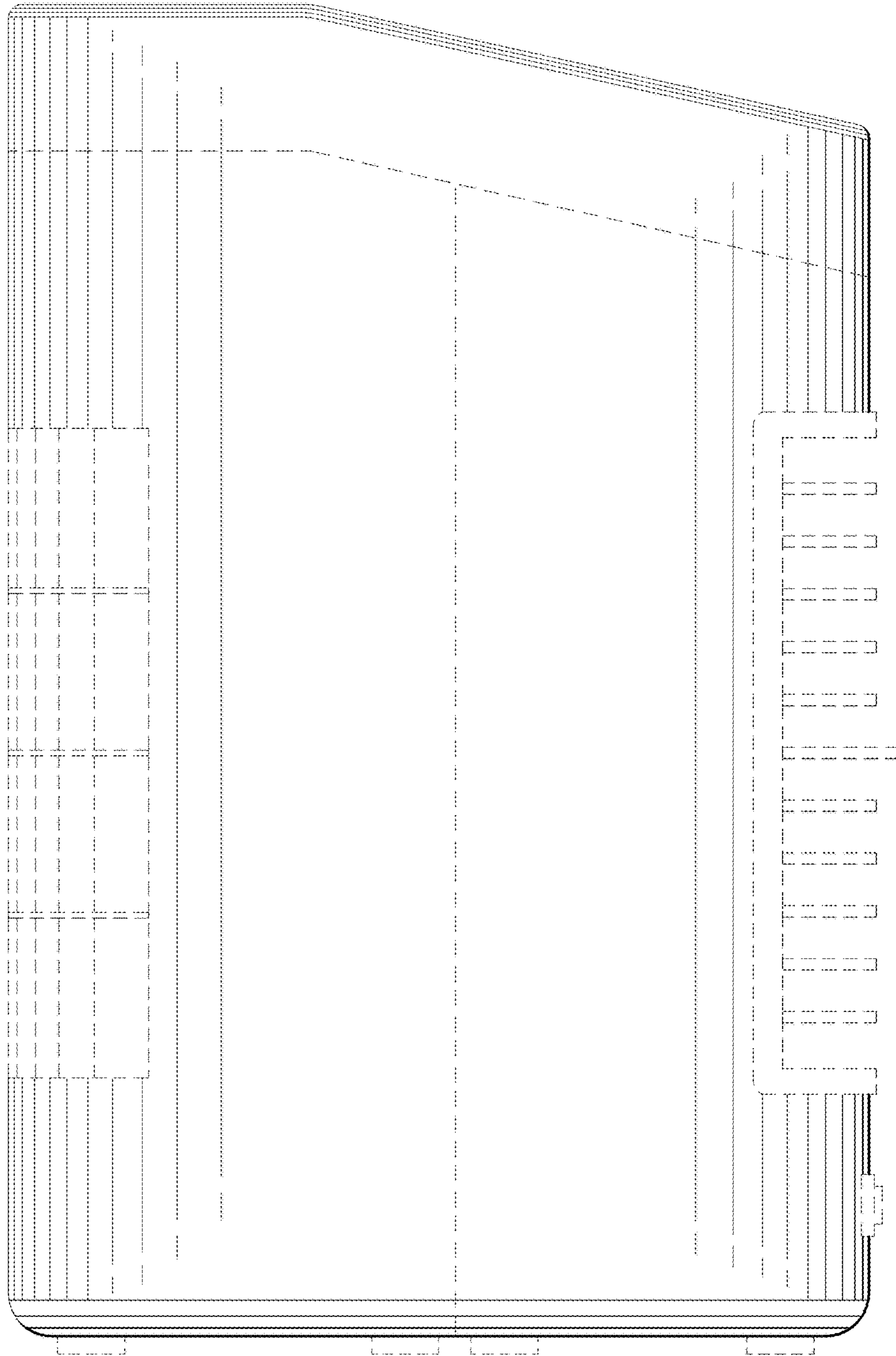


FIG. 7

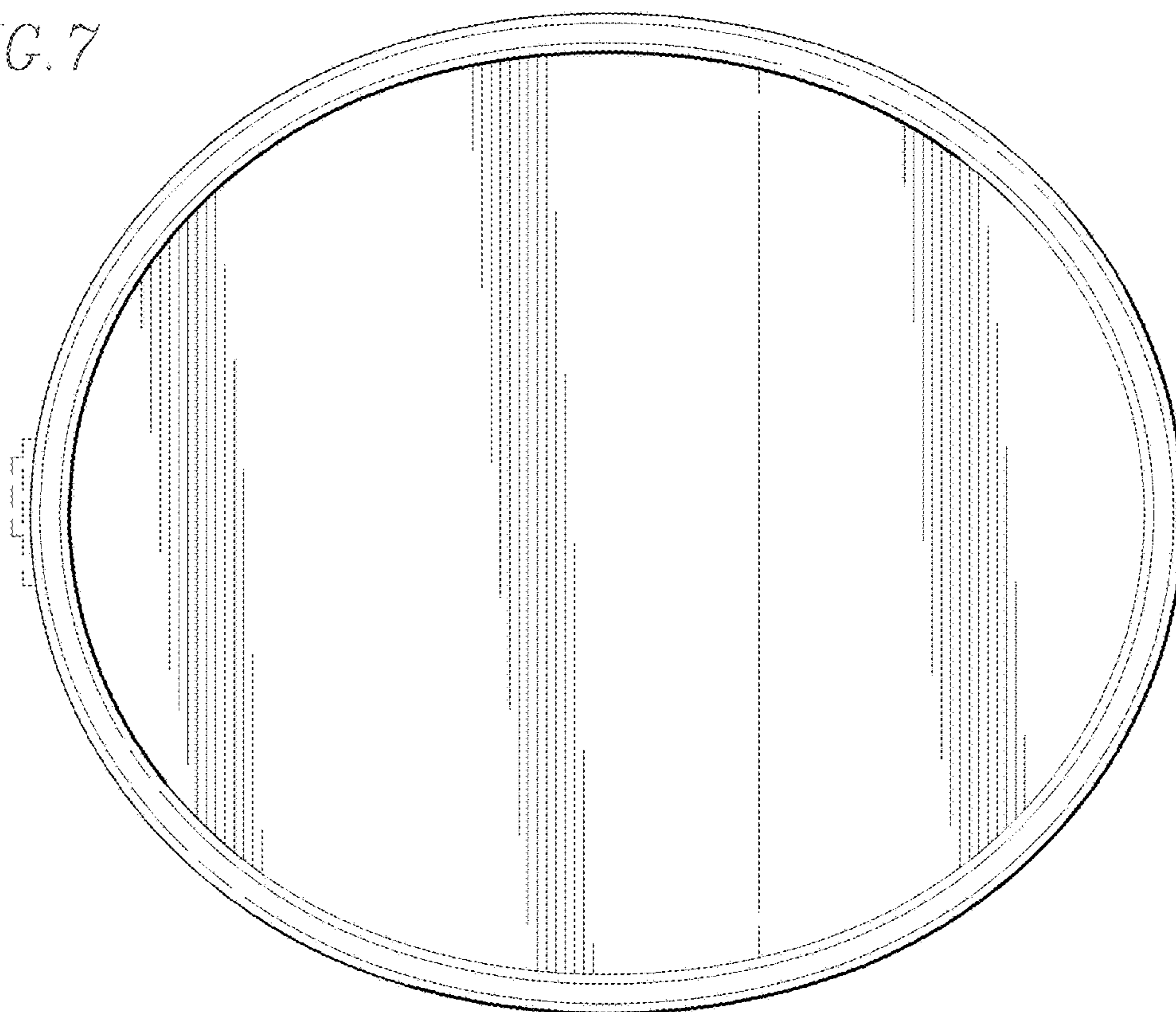


FIG. 8

