



US00D811565S

(12) **United States Design Patent** (10) **Patent No.:** **US D811,565 S**
Dong et al. (45) **Date of Patent:** **** Feb. 27, 2018**

(54) **TOILET SEAT COVER**

(56) **References Cited**

(71) Applicant: **XIAMEN AXENT CORPORATION LIMITED**, Xiamen (CN)

U.S. PATENT DOCUMENTS

(72) Inventors: **Qilong Dong**, Xiamen (CN); **Matteo Thun**, Rapperswil-Jona (CH); **Antonio Rodriguez**, Rapperswil-Jona (CH)

D332,830 S *	1/1993	Gerlach	D23/311
D449,674 S *	10/2001	Otte	D23/311
D557,392 S *	12/2007	Mukai	D23/311
D600,333 S *	9/2009	Liu	D23/295
D600,335 S *	9/2009	Cleppe	D23/311
D639,401 S *	6/2011	Starck	D23/295
D800,973 S *	10/2017	Jakubowski	D30/199

(73) Assignee: **XIAMEN AXENT CORPORATION LIMITED**, Xiamen (CN)

* cited by examiner

(**) Term: **15 Years**

Primary Examiner — Robert M. Spear

Assistant Examiner — John A Voytek

(21) Appl. No.: **29/585,911**

(74) *Attorney, Agent, or Firm* — Gokalp Bayramoglu

(22) Filed: **Nov. 30, 2016**

(57) **CLAIM**

The ornamental design for a toilet seat cover, as shown and described.

(30) **Foreign Application Priority Data**

DESCRIPTION

May 30, 2016 (CN) 2016 3 0211253

(51) **LOC (11) Cl.** **23-02**

(52) **U.S. Cl.**
USPC **D23/311**

(58) **Field of Classification Search**
USPC D23/295-303, 307, 309, 310, 311, 313;
D6/349, 354, 356, 601, 611, 716.4, 716.5;
D21/414, 415; D24/200
CPC A47K 11/00; A47K 13/00; Y10S 4/05;
A47G 9/10

FIG. 1 is a perspective view of a toilet seat cover showing the new design;

FIG. 2 is a front view of the toilet seat cover;

FIG. 3 is a rear view of the toilet seat cover;

FIG. 4 is a top view of the toilet seat cover;

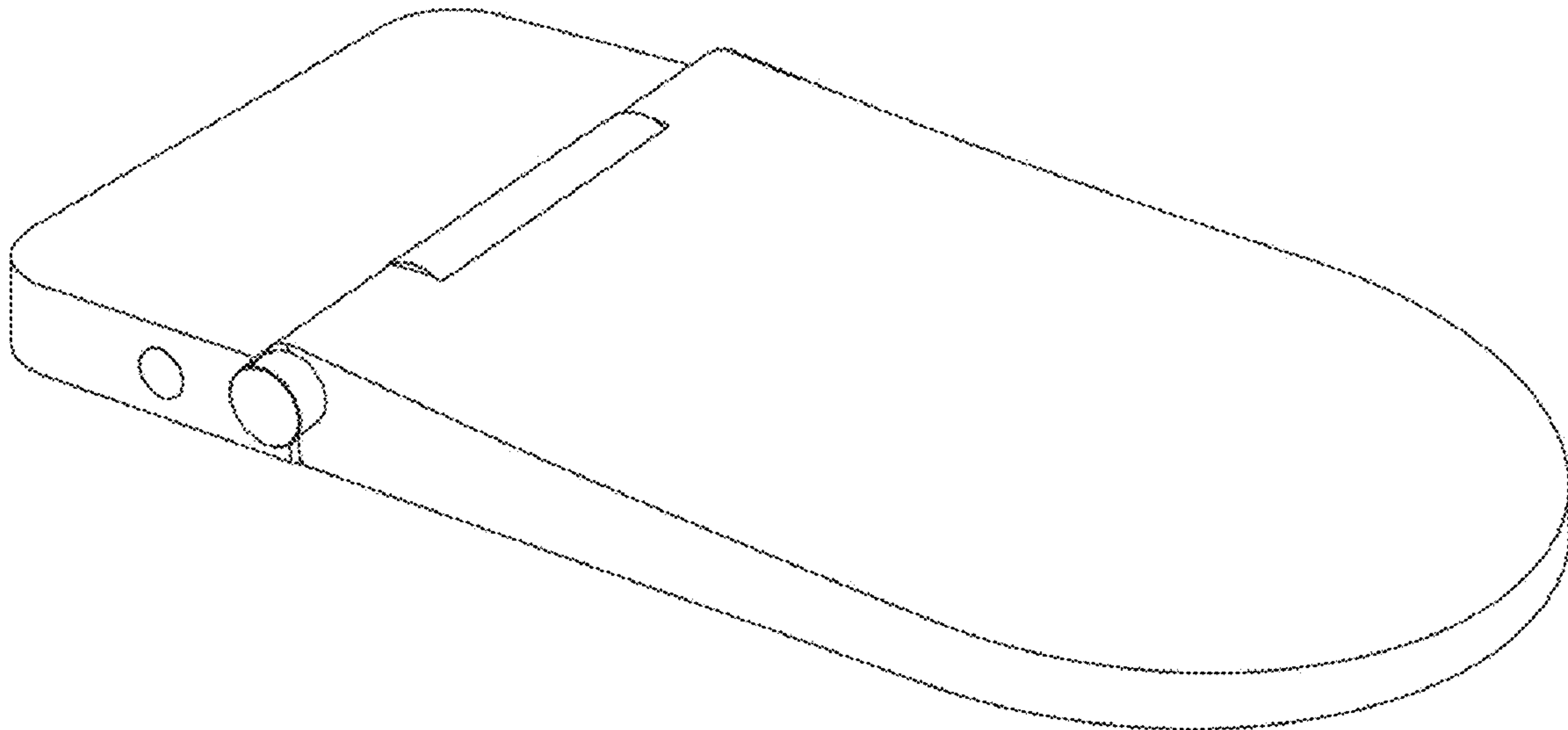
FIG. 5 is a bottom view of the toilet seat cover;

FIG. 6 is a left side view of the toilet seat cover; and,

FIG. 7 is a right side view of the toilet seat cover.

See application file for complete search history.

1 Claim, 7 Drawing Sheets



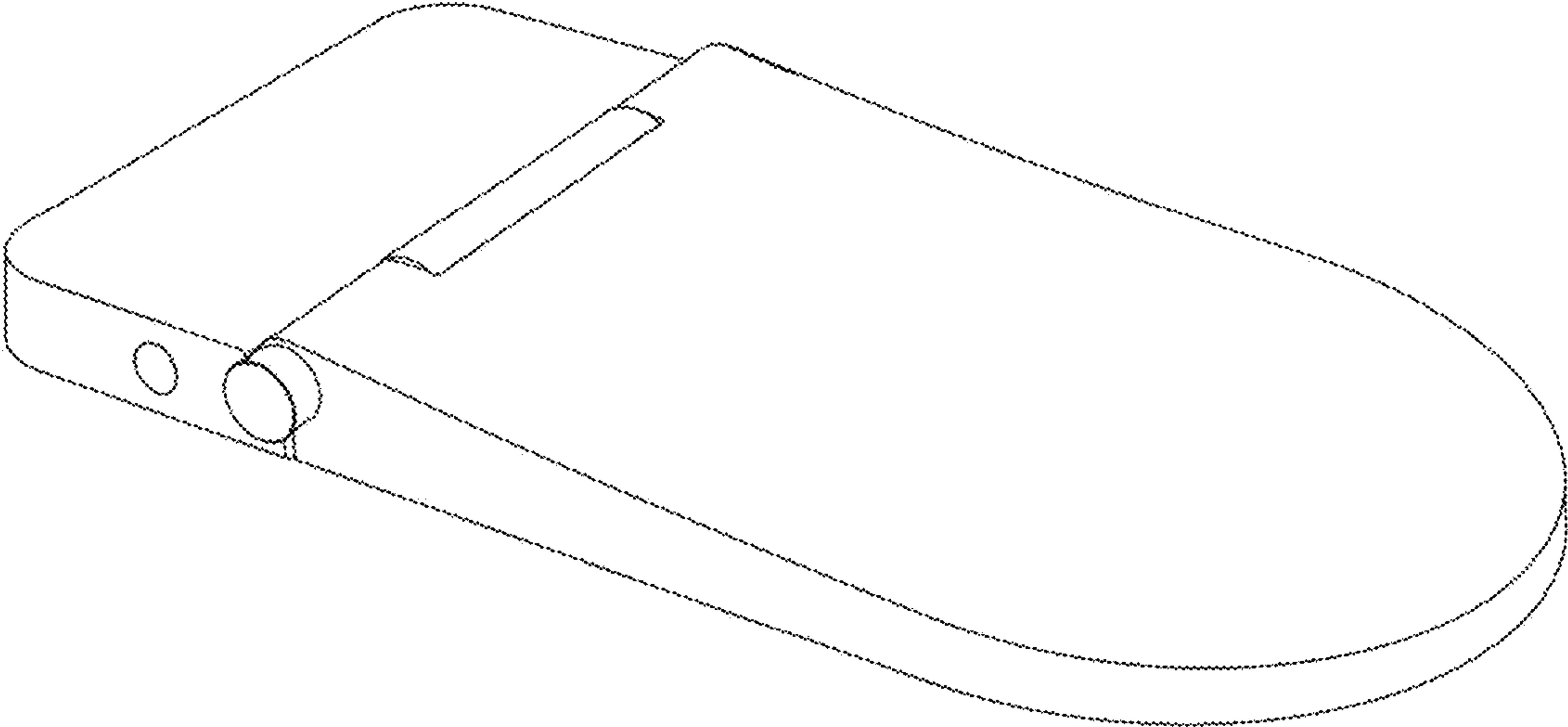


Fig. 1




Fig. 2




Fig. 3

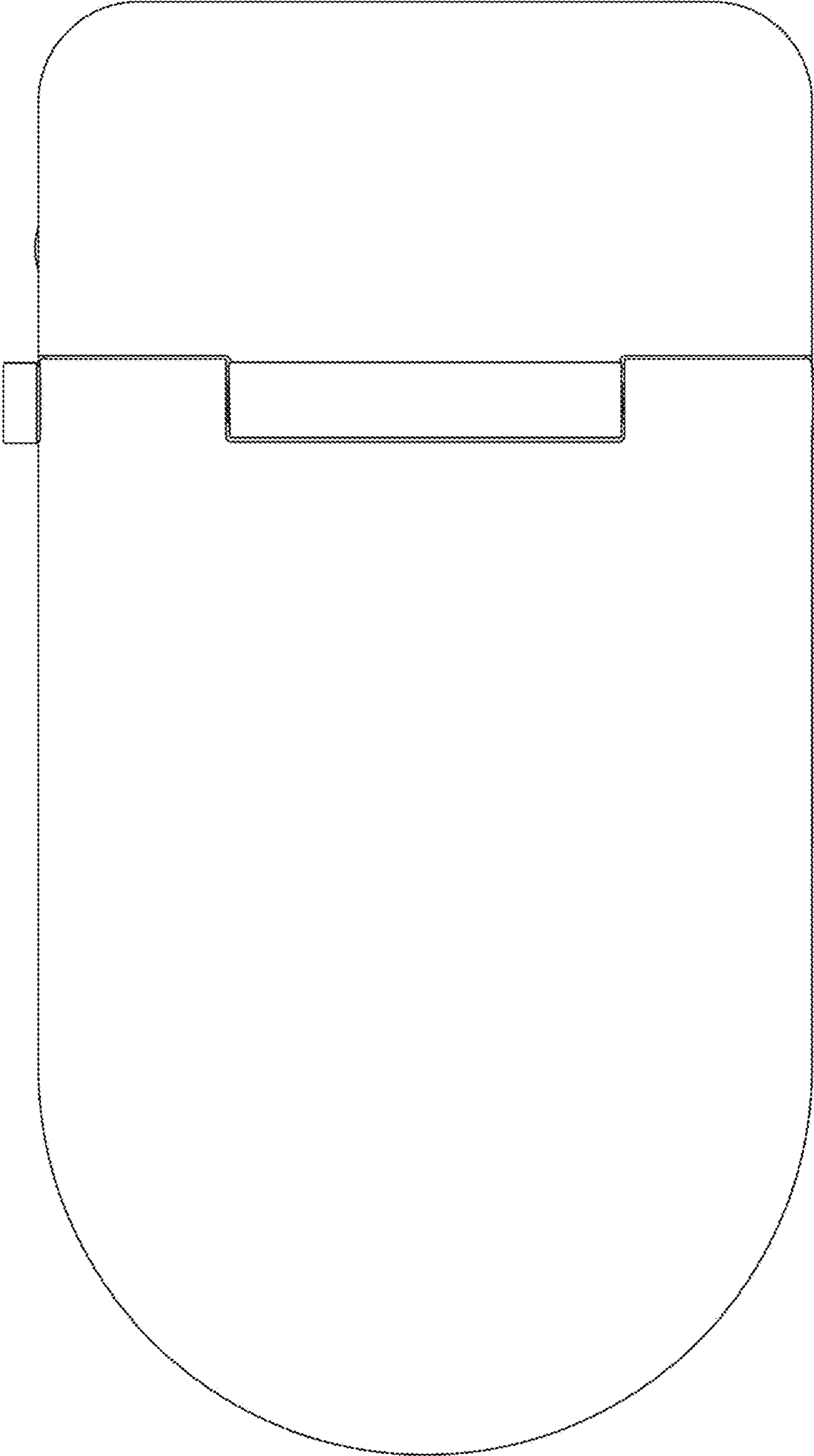


Fig. 4

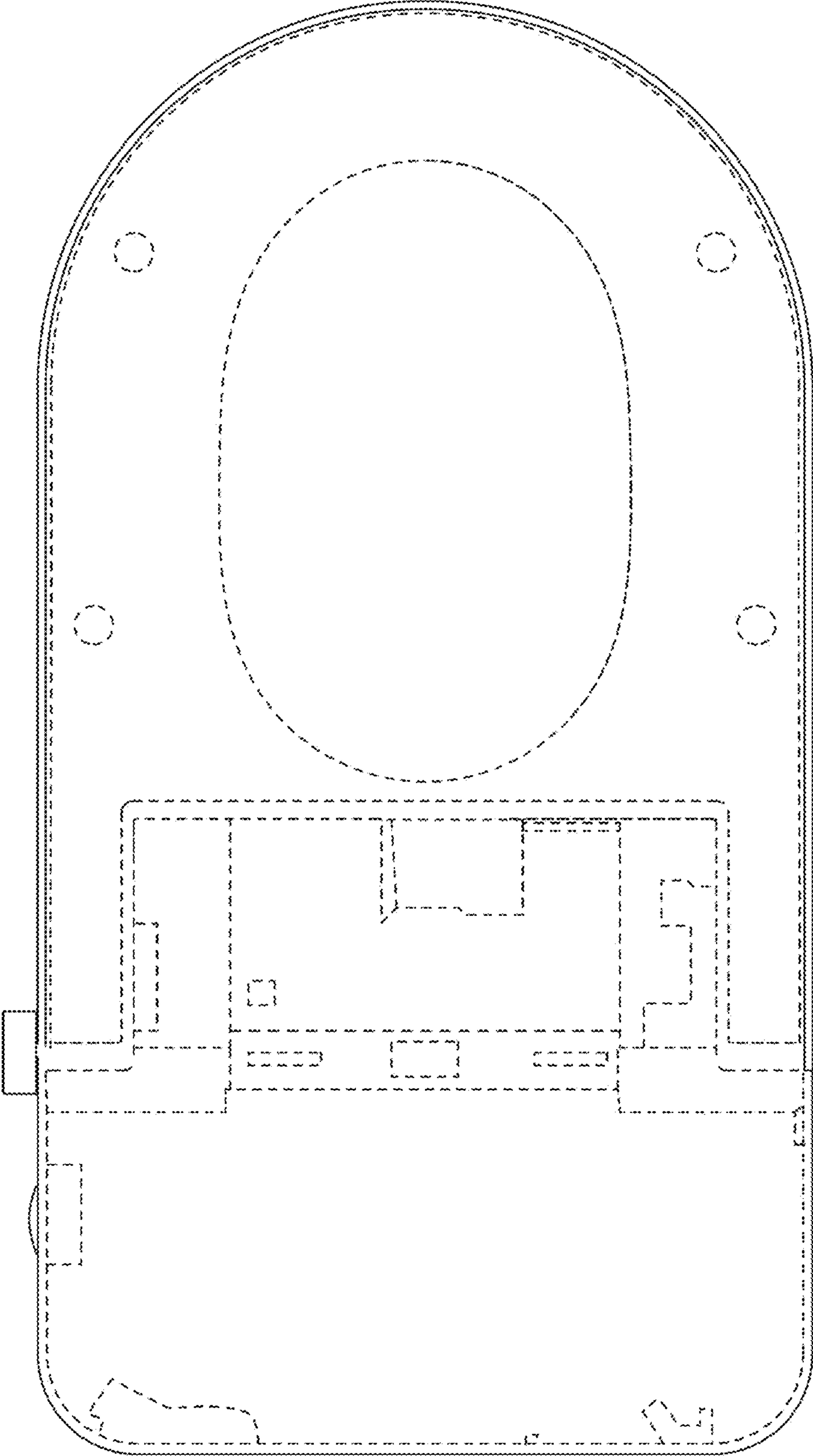


Fig. 5




Fig. 6




Fig. 7