



US00D811471S

(12) **United States Design Patent** (10) **Patent No.:** **US D811,471 S**
Lewis (45) **Date of Patent:** **** Feb. 27, 2018**

(54) **DRUM PAD**

(57) **CLAIM**

(71) Applicant: **Thomas David Michael Lewis,**
Oakville (CA)

The ornamental design for a drum pad, as shown and described.

(72) Inventor: **Thomas David Michael Lewis,**
Oakville (CA)

(**) Term: **15 Years**

(21) Appl. No.: **29/588,148**

(22) Filed: **Dec. 19, 2016**

(51) **LOC (11) Cl.** **17-04**

(52) **U.S. Cl.**
USPC **D17/22**

(58) **Field of Classification Search**
USPC D17/22, 23, 99; D21/300, 324, 396, 398,
D21/405; D11/79, 81, 131, 157
(Continued)

(56) **References Cited**

U.S. PATENT DOCUMENTS

D55,053 S * 5/1920 Kazanjian D14/478
2,693,364 A 11/1954 Chalfin
(Continued)

FOREIGN PATENT DOCUMENTS

JP 2004184998 A * 7/2004 G10D 13/00

OTHER PUBLICATIONS

Amazon, Spinners Triskelion Spiral Turntable Adapter, first available on Jan. 18, 2015, [online], [site visited on Jul. 27, 2017]. Available from Internet, URL: <https://www.amazon.com/Spinners-Triskelion-Turntable-Polished-Aluminum/dp/B00SEN4WAE>.*

(Continued)

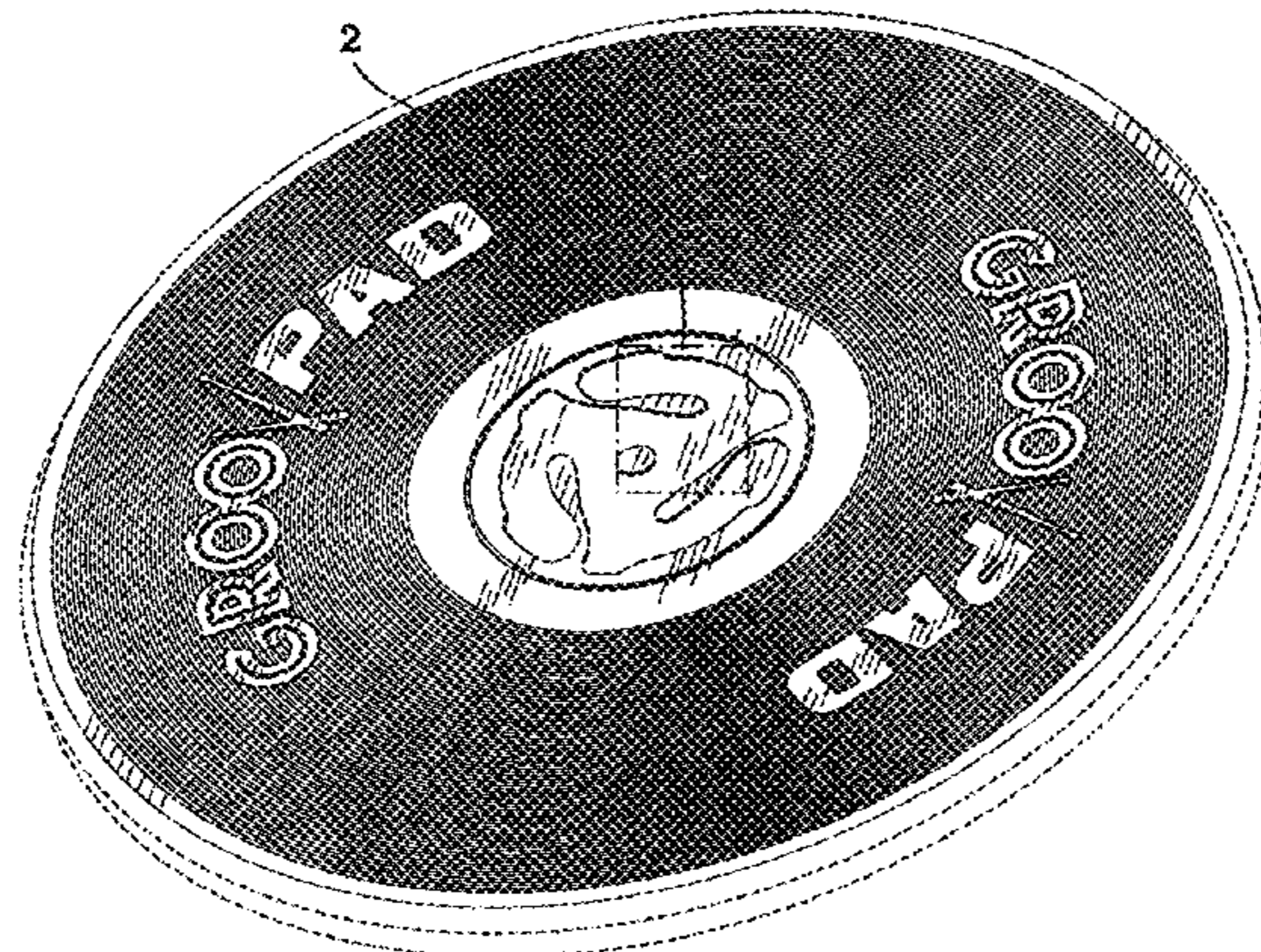
Primary Examiner — Sheryl Lane
Assistant Examiner — Samantha N Wood

DESCRIPTION

FIG. 1 is a top perspective view of a first embodiment of a drum pad according to the design wherein a triskelion is recessed from a top surface of the drum pad; FIG. 2 is an enlarged fragmentary perspective view of a portion of a top surface thereof from window 2 of FIG. 1; FIG. 3 is a left side elevational view thereof; FIG. 4 is a front elevational view thereof; FIG. 5 is a top plan view thereof; FIG. 6 is a top perspective view of a second embodiment of a drum pad according to the design; FIG. 7 is a left side elevational view thereof; FIG. 8 is a front elevational view thereof; FIG. 9 is a top plan view thereof; FIG. 10 is a top perspective view of a third embodiment of a drum pad according to the design wherein a triskelion is raised from a top surface of the drum pad; FIG. 11 is an enlarged fragmentary perspective view of a portion of a top surface thereof from window 11 of FIG. 10; FIG. 12 is a left side elevational view thereof; FIG. 13 is a front elevational view thereof; and, FIG. 14 is a top plan view thereof.

The bottom plan view for each embodiment is not shown as the claimed design is not visible in the bottom plan view. A right side elevational view for the first embodiment, the third embodiment, and the fourth embodiment is not shown because it is a mirror image of the respective left side elevational view. A rear elevational view for the first embodiment, the third embodiment, and the fourth embodiment is not shown because it is a mirror image of the respective front elevational view. A left side elevational view, a front elevational view, and a rear elevational view of the second embodiment are not shown because they are a mirror image of the right side elevational view shown in FIG. 7.

(Continued)



The broken lines showing portions of the drum pad are included for the purpose of illustrating portions of the article and form no part of the claimed design.

1 Claim, 11 Drawing Sheets

(58) **Field of Classification Search**

CPC G10D 13/00; G10D 13/003; G10D 13/006;
G10D 13/02; G10D 13/021; G10D
13/022; G10D 13/023; G10D 13/024;
G10D 13/025; G10D 13/026; G10D
13/027; G10D 13/028; G10D 13/029;
G10H 3/10

See application file for complete search history.

(56) **References Cited**

U.S. PATENT DOCUMENTS

2,712,943 A * 7/1955 Morrison G11B 3/60
369/290.1
3,166,970 A * 1/1965 Ellman G10D 13/029
84/411 R
D247,135 S 1/1978 Woodhall
D252,064 S 6/1979 Woodhall
D253,583 S * 12/1979 Millican D11/101
D253,755 S * 12/1979 Minassian D11/81
4,254,685 A * 3/1981 Rose G10D 13/021
84/411 R
D264,397 S 5/1982 Fujita et al.
D273,924 S 5/1984 Denhoff
D279,775 S 7/1985 Nemoto
D296,793 S 7/1988 Johannes
D298,949 S 12/1988 Fukuoka
D298,950 S 12/1988 Fukuoka
4,798,121 A * 1/1989 Donohoe G10D 13/027
84/414

D303,833 S * 10/1989 Spector D23/366
D304,812 S * 11/1989 De brey D11/227
D305,658 S 1/1990 Hosaka
D319,249 S 8/1991 Aluisi
D319,650 S * 9/1991 Hart 84/411 P
D320,035 S * 9/1991 Magruder 84/411 P
D330,041 S * 10/1992 Link D17/22
5,810,023 A * 9/1998 Jones A45D 2/00
132/207
D405,460 S * 2/1999 Tobia, Jr. D17/22
D407,103 S 3/1999 Contos
D423,499 S 4/2000 Ito et al.
D455,775 S * 4/2002 Fukuoka 84/738
D472,587 S * 4/2003 Chan D21/405
D477,371 S * 7/2003 Niu D17/22
D490,397 S 5/2004 Hasegawa et al.
D507,014 S * 7/2005 Ito D17/22
D597,589 S * 8/2009 Onishi D17/22
D600,273 S * 9/2009 Walter D17/22
D621,882 S * 8/2010 Williamson D14/496
D688,737 S 8/2013 Tatsumi
D692,943 S 11/2013 Tatsumi
D697,070 S * 1/2014 Sabry B29C 45/263
D14/478
D718,810 S * 12/2014 Marquez D17/22
2002/0059861 A1 * 5/2002 Yoshino G10D 13/024
84/402
2013/0042744 A1 * 2/2013 Hsien G10D 13/027
84/414

OTHER PUBLICATIONS

Amazon, Gre 6" Prac Pad Orange, first available on Aug. 21, 2012, [online], [site visited on Jul. 27, 2017]. Available from Internet, URL: https://www.amazon.com/Gre-6-Prac-Pad-Orange/dp/B0090D3QWC/ref=sr_1_1?s=electronics&ie=UTF8&gid=1501173900&sr=8-1 &keywords=GRETSCH+6+INCH+ORANGE+PRACTICE+PAD.*

* cited by examiner

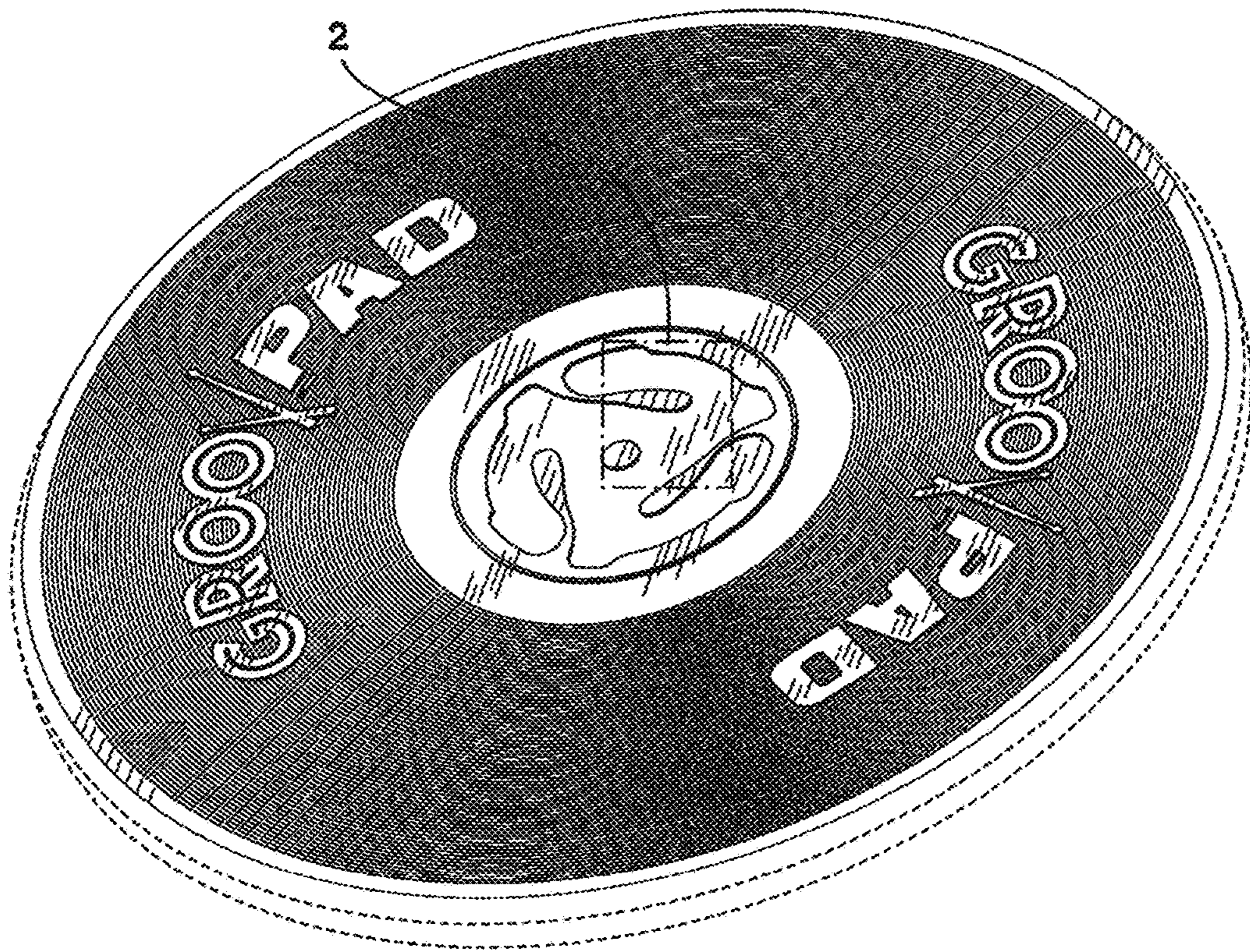


Fig. 1




Fig. 2




Fig. 3




Fig. 4



Fig. 5




Fig. 6



Fig. 7




Fig. 8



Fig. 9

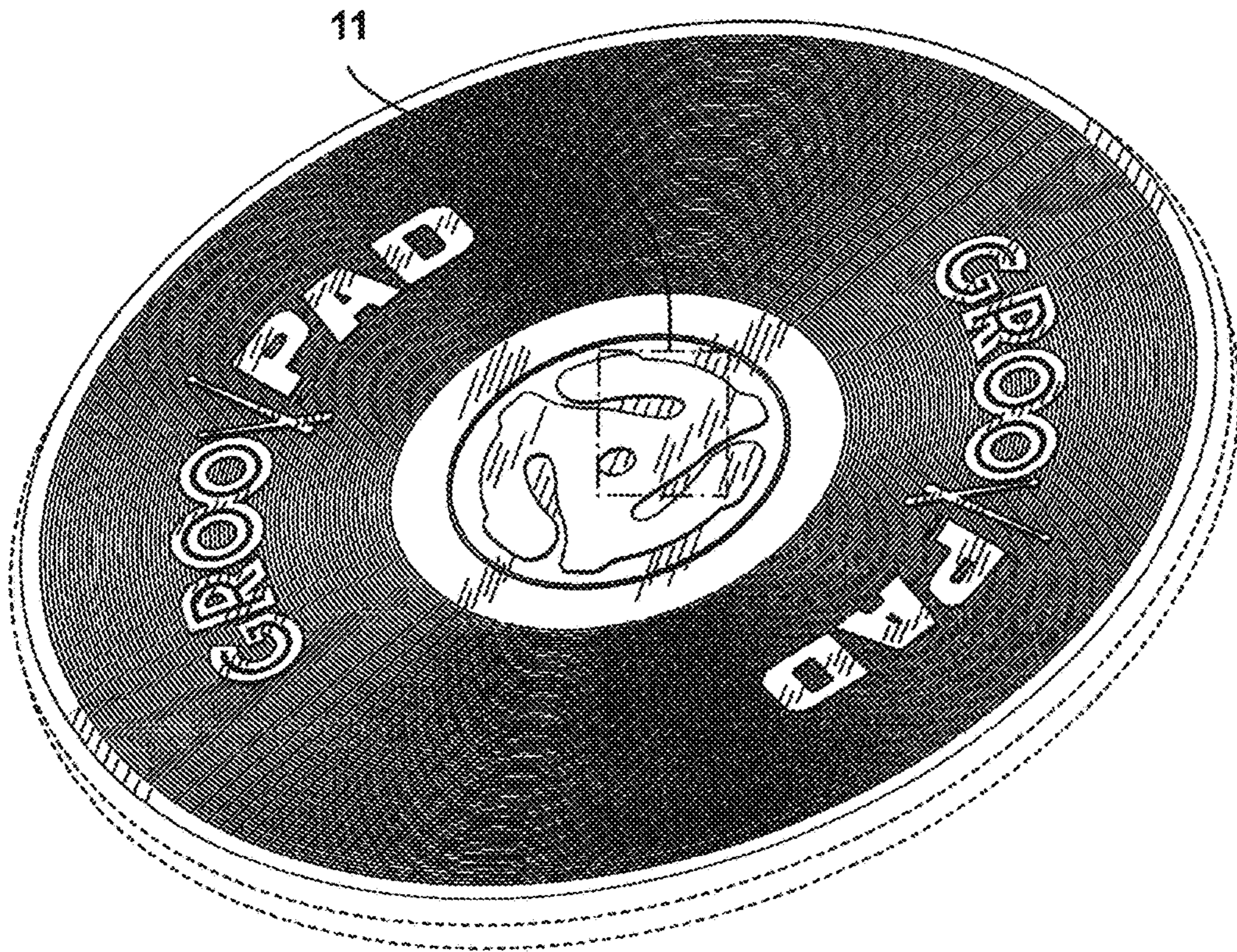


Fig. 10




Fig.11

Fig. 12




Fig. 13





Fig. 14