



US00D811459S

(12) **United States Design Patent**
Fang

(10) **Patent No.:** **US D811,459 S**

(45) **Date of Patent:** **** Feb. 27, 2018**

(54) **BORESCOPE**

(71) Applicant: **Ningbo Hi-Tech Zone CVS Borescope Tech Co., Ltd**, Ningbo, Zhejiang (CN)

(72) Inventor: **Xinlei Fang**, Zhejiang (CN)

(73) Assignee: **Ningbo Hi-Tech Zone CVS Borescope Tech Co., Ltd.** (CN)

(**) Term: **15 Years**

(21) Appl. No.: **29/549,869**

(22) Filed: **Dec. 29, 2015**

(51) **LOC (11) Cl.** **16-99**

(52) **U.S. Cl.**
USPC **D16/130**

(58) **Field of Classification Search**
USPC D10/80, 100, 102, 103; D24/133, 137, D24/138
CPC G02B 23/2484; G02B 23/2492
See application file for complete search history.

(56) **References Cited**

U.S. PATENT DOCUMENTS

D614,220 S *	4/2010	Goldenberg	D16/130
D637,218 S *	5/2011	Shih	D16/130
D661,331 S *	6/2012	Woodward	D16/130
D672,798 S *	12/2012	Leanza	D16/130
D677,231 S *	3/2013	Behling	D14/138 G
D687,004 S *	7/2013	Behling	D14/138 G
D687,806 S *	8/2013	Hachiya	D14/138 G
D688,219 S *	8/2013	Ikezu	D14/138 G
D716,249 S *	10/2014	Zhang	D14/138 G
D727,393 S *	4/2015	Elrod	D16/206
D783,590 S *	4/2017	Wu	D14/252

D788,201 S *	5/2017	Pilz	D10/46
2009/0109283 A1 *	4/2009	Scott	H05K 5/0017 348/65
2010/0033563 A1 *	2/2010	Boehnlein	G01N 21/954 348/84
2010/0033986 A1 *	2/2010	Schober	G01N 21/954 362/555
2011/0090331 A1 *	4/2011	Draper	G02B 23/2476 348/82
2011/0090493 A1 *	4/2011	Schober	G01N 21/954 356/241.1
2011/0273556 A1 *	11/2011	Lyons	G02B 23/2484 348/85
2014/0111634 A1 *	4/2014	Mueckl	G02B 23/2476 348/82

* cited by examiner

Primary Examiner — Sheryl Lane

Assistant Examiner — Jennifer M Campbell

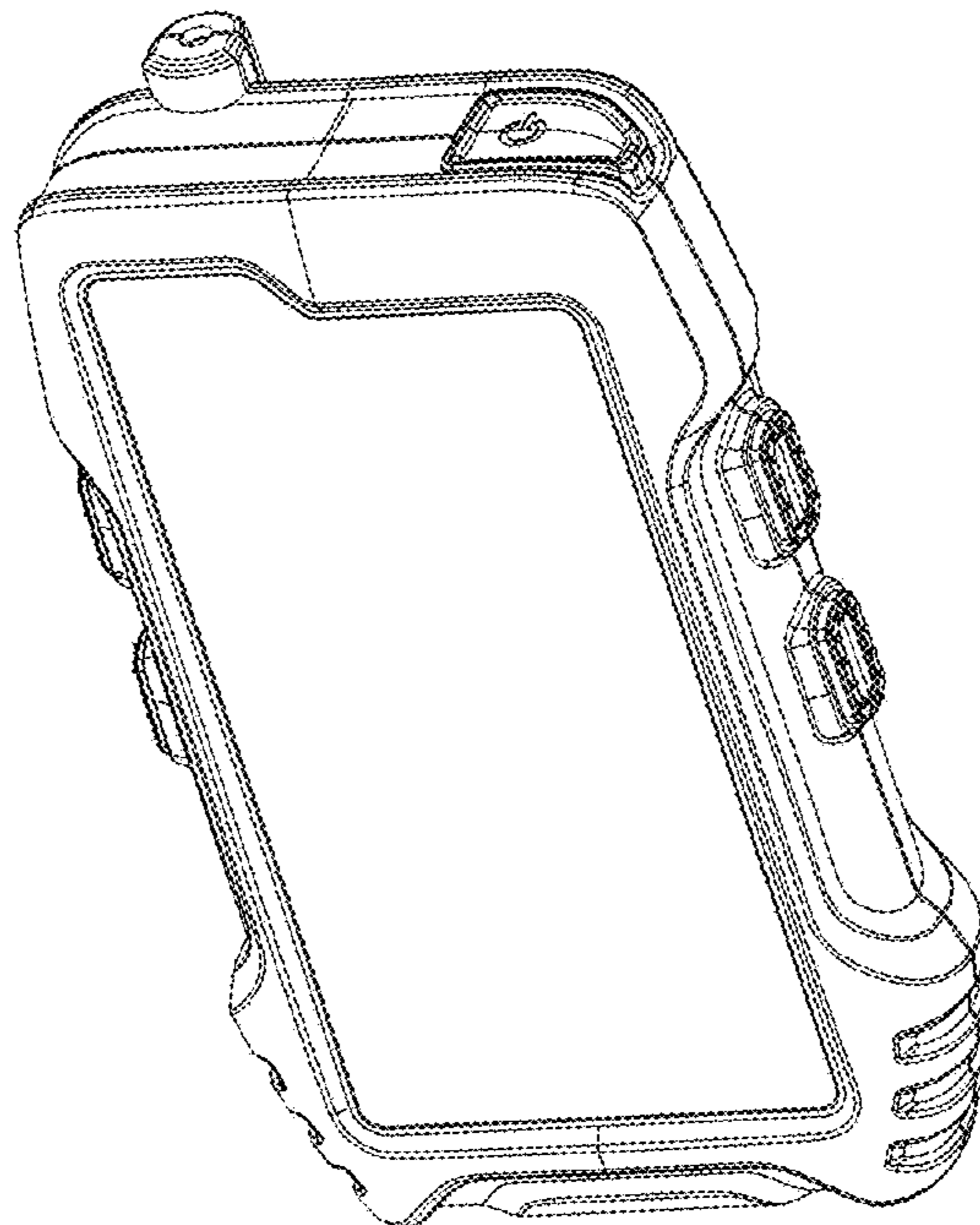
(57) **CLAIM**

The ornamental design for a borescope, as shown and described.

DESCRIPTION

FIG. 1 is a perspective view of the borescope showing my new design;
FIG. 2 is a front view thereof;
FIG. 3 is a back view thereof;
FIG. 4 is a left view thereof;
FIG. 5 is a right view thereof;
FIG. 6 is a top view thereof; and,
FIG. 7 is a bottom view thereof.
The broken lines depict portions of the borescope that form no part of the claim.

1 Claim, 7 Drawing Sheets



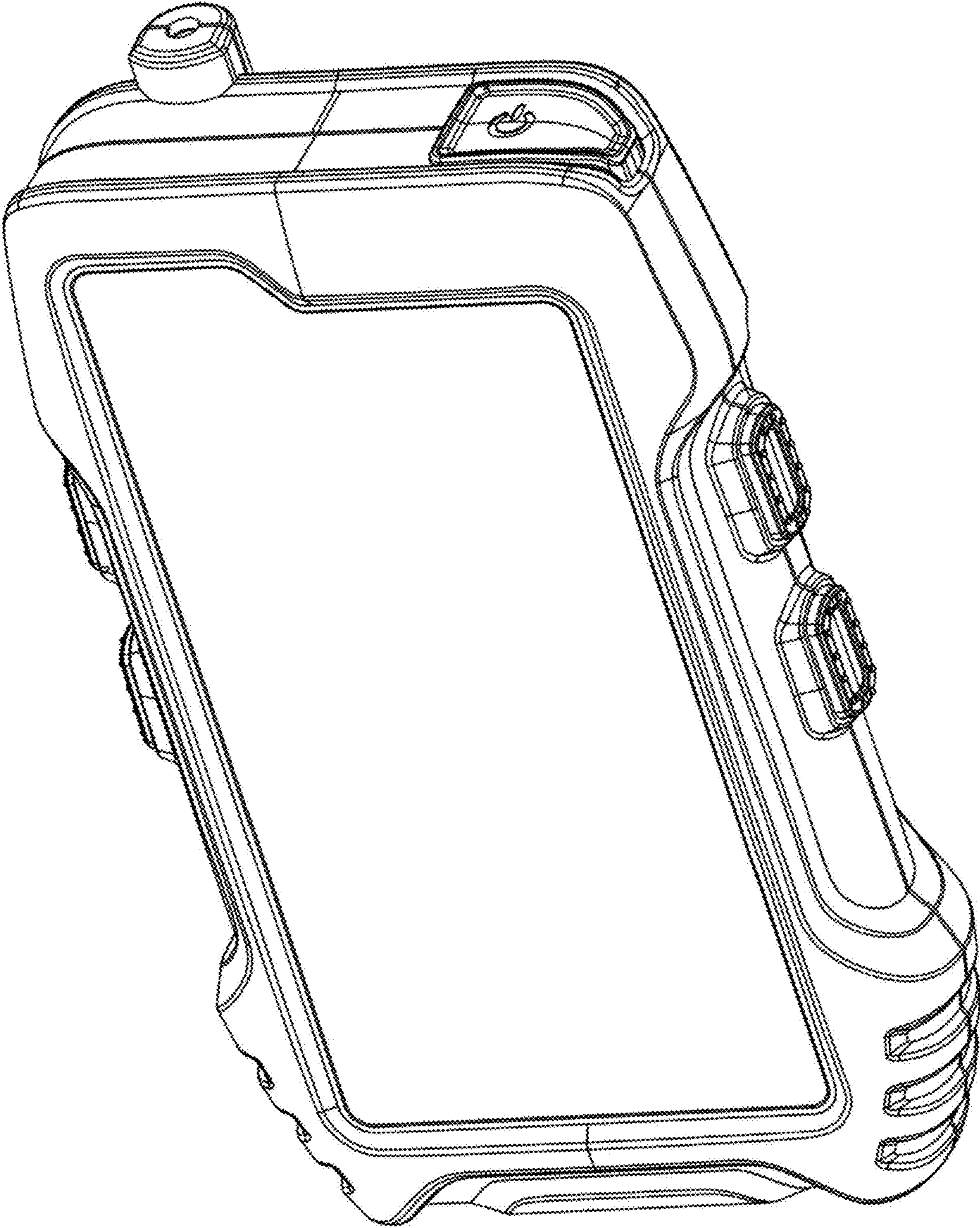


FIG. 1

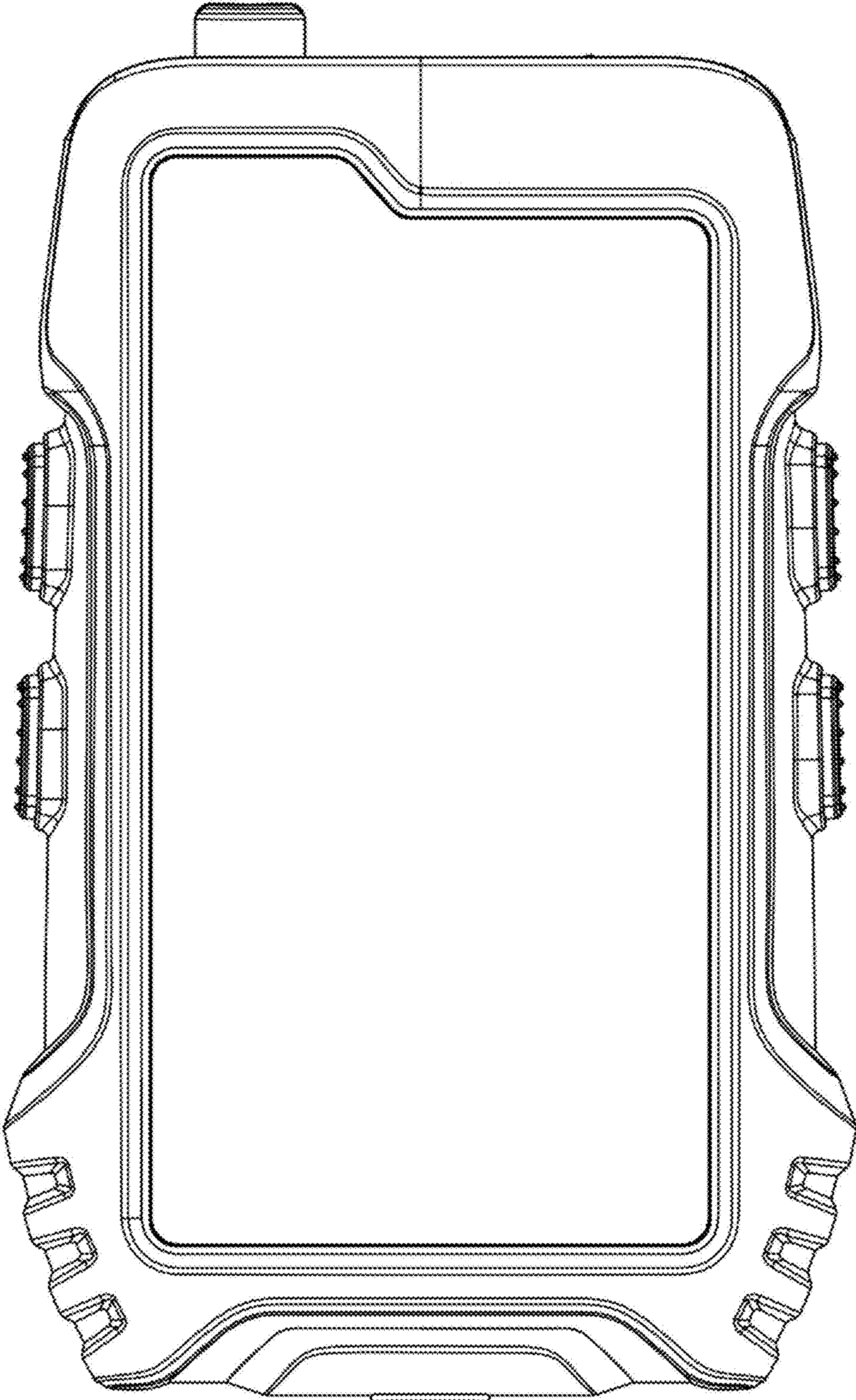


FIG. 2

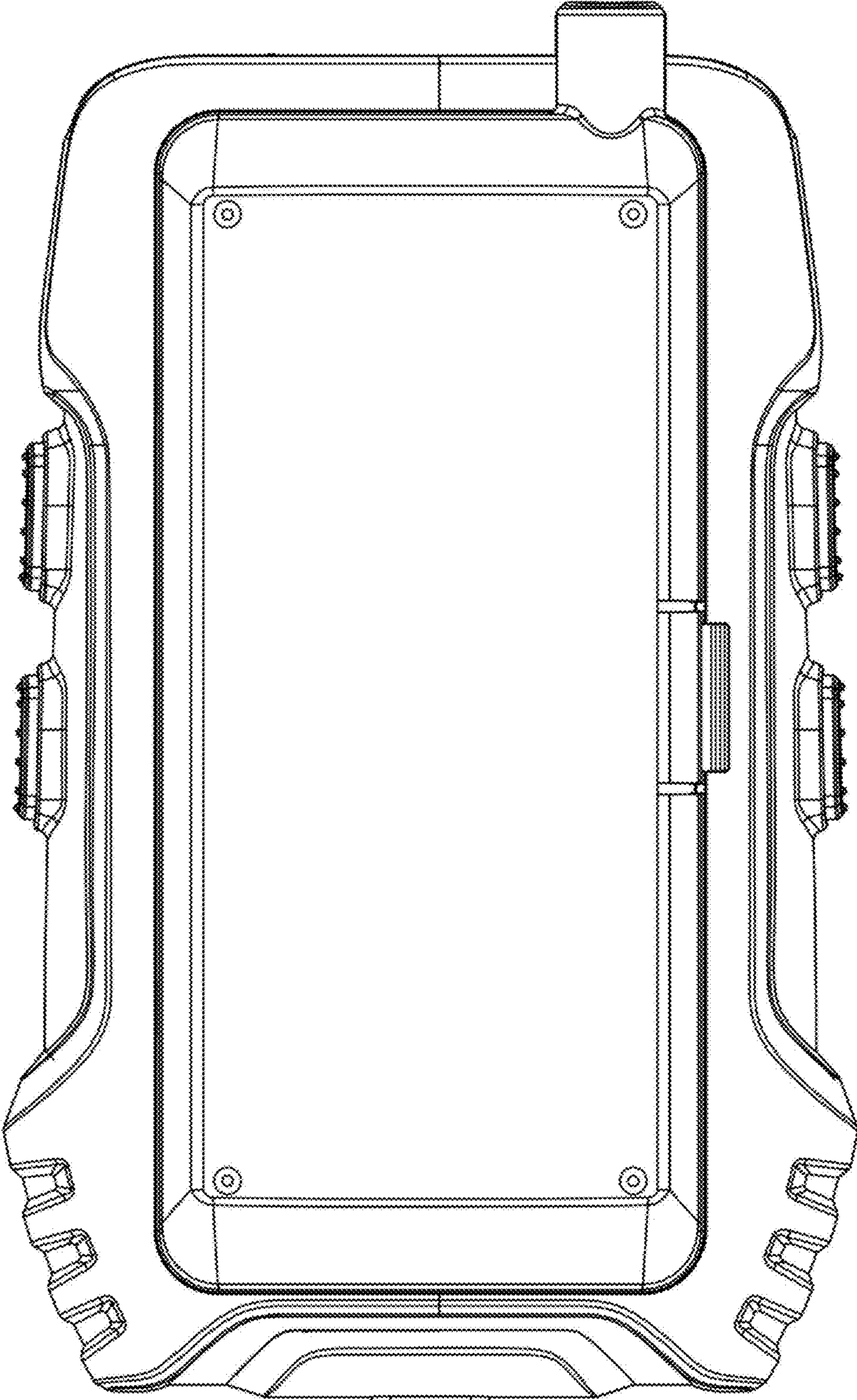


FIG. 3

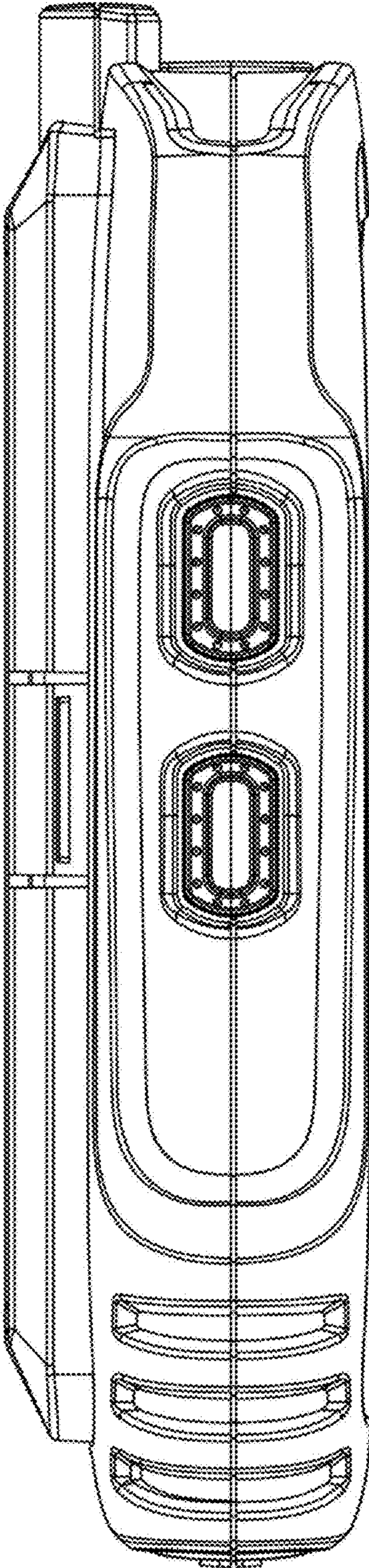


FIG. 4

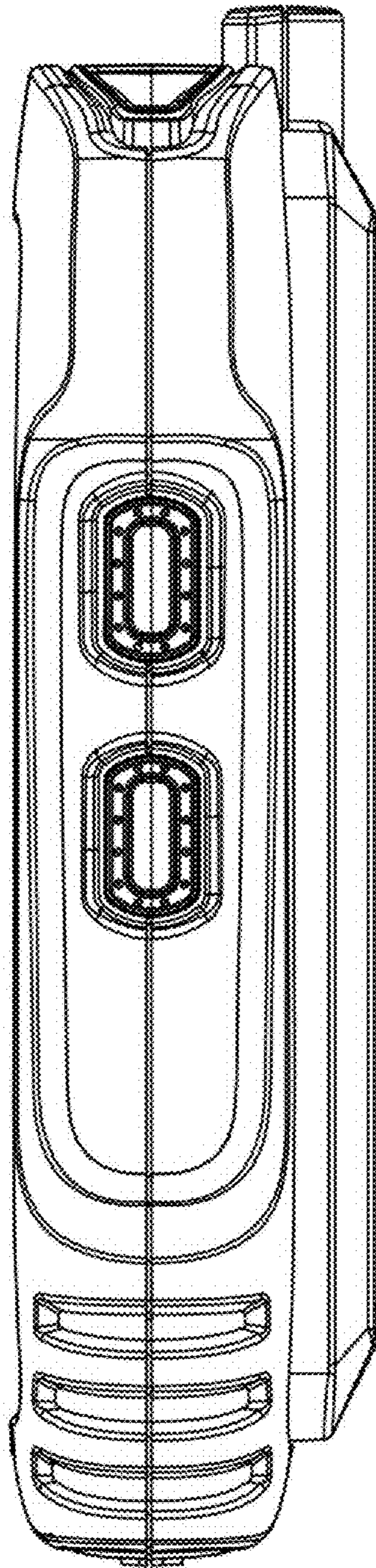


FIG. 5

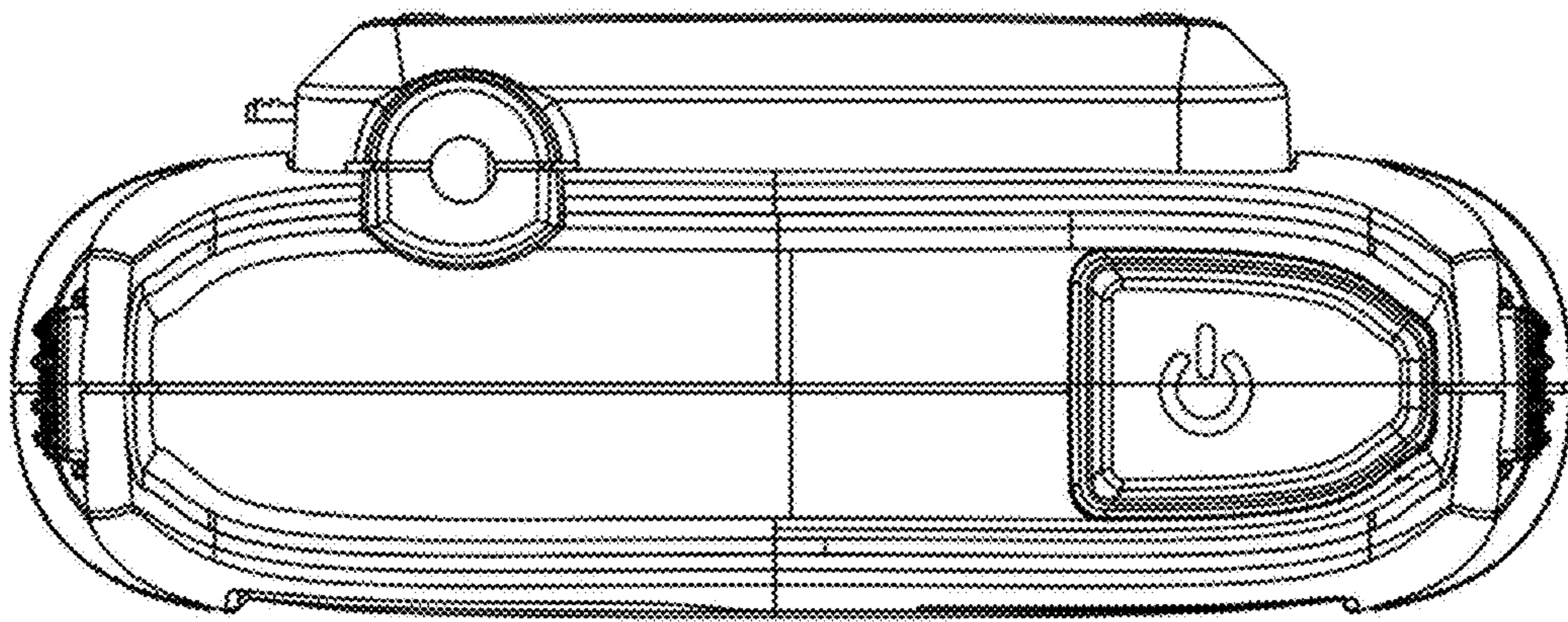


FIG. 6

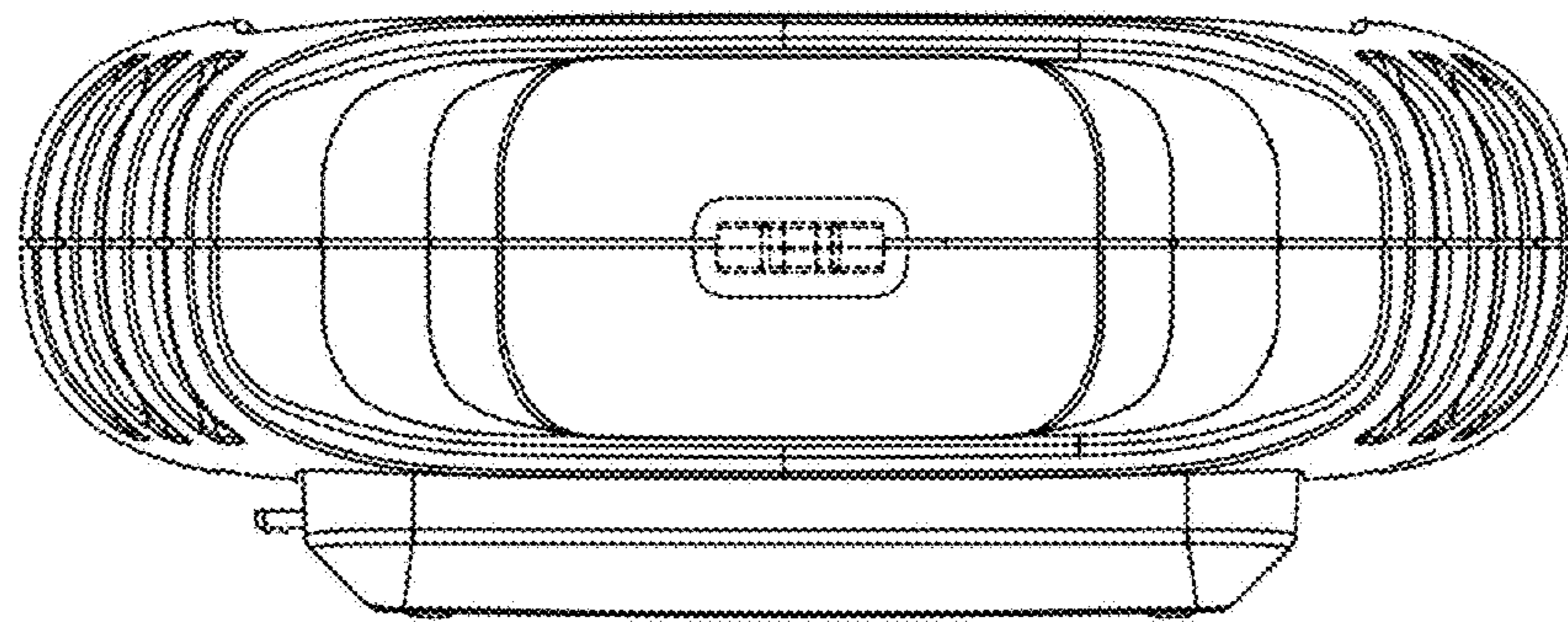


FIG. 7