



US00D811449S

(12) **United States Design Patent**
Pfaff et al.

(10) **Patent No.:** **US D811,449 S**
(45) **Date of Patent:** **** Feb. 27, 2018**

(54) **LOADER ARM FOR A WORK VEHICLE**

(71) Applicant: **Deere & Company**, Moline, IL (US)

(72) Inventors: **Wylie C. Pfaff**, Dubuque, IA (US);
Scott S. Hendron, Dubuque, IA (US);
Robert C. Moore, Dubuque, IA (US);
Martti Johannes Lampela, Newbury Park, CA (US); **John William Krieger**,
Newbury Park, CA (US); **Peter Fraser Falt**,
Newbury Park, CA (US); **Michael McLaughlin**,
Newbury Park, CA (US)

(73) Assignee: **DEERE & COMPANY**, Moline, IL (US)

(**) Term: **15 Years**

(21) Appl. No.: **29/595,821**

(22) Filed: **Mar. 2, 2017**

(51) **LOC (11) Cl.** **15-03**

(52) **U.S. Cl.**
USPC **D15/28**

(58) **Field of Classification Search**
USPC D15/10, 22-26, 28, 29, 32; 414/686,
414/694, 722, 718, 815, 723, 685, 680;
37/341, 407
CPC E02F 3/22; E02F 3/34; E02F 3/28; E02F
3/3405; E02F 3/3414; E02F 3/627; E02F
9/006; E02F 9/2275; E02F 9/14; E02F
9/22; Y10T 29/49622; B66F 19/00; B66F
9/22

See application file for complete search history.

(56) **References Cited**

U.S. PATENT DOCUMENTS

D376,372 S * 12/1996 Little D15/23
5,609,464 A * 3/1997 Moffitt E02F 3/3405
414/685

D407,415 S * 3/1999 Flatau D15/28
6,171,050 B1 * 1/2001 Johnson E02F 3/34
414/685
D469,448 S * 1/2003 Bares D15/32
D492,327 S * 6/2004 Albright D15/23
D520,525 S * 5/2006 Enmeiji D15/23
D572,276 S * 7/2008 Pinther D15/23
D602,508 S * 10/2009 Shimomura D15/32
D629,019 S * 12/2010 Major D15/28
D646,306 S * 10/2011 Bradley D15/28
8,453,785 B2 * 6/2013 Kisse E02F 3/3414
180/311
D692,030 S 10/2013 Martin et al.
D692,031 S * 10/2013 Martin D15/33
D772,307 S 11/2016 Gross et al.
D772,953 S * 11/2016 Gross D15/28
D790,598 S * 6/2017 Furuki D15/25
D799,561 S * 10/2017 Kumbhar D15/28
D799,563 S * 10/2017 Kumbhar D15/31

* cited by examiner

Primary Examiner — Mark Goodwin

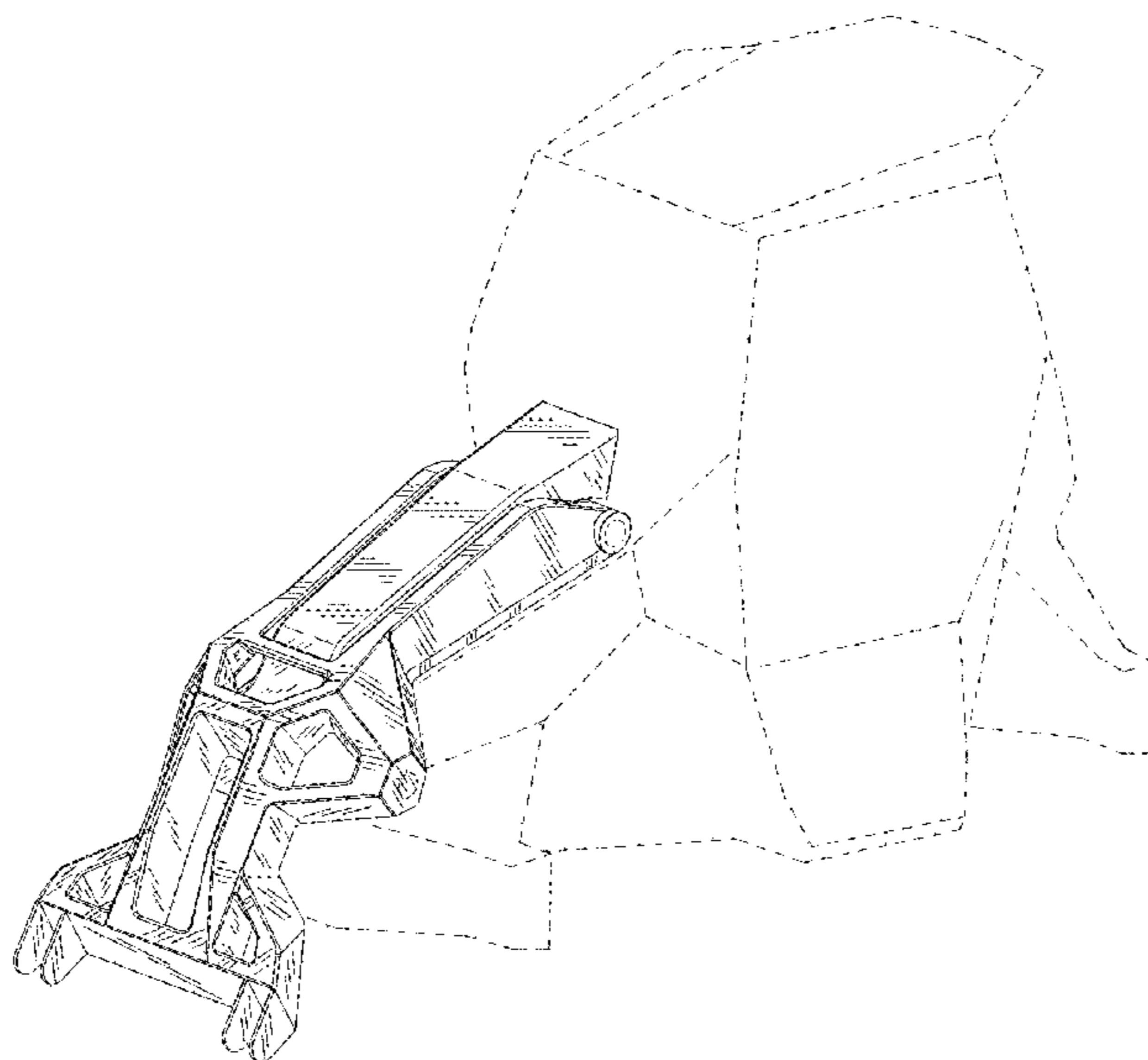
(57) **CLAIM**

The ornamental design for a loader arm for a work vehicle, as shown and described.

DESCRIPTION

FIG. 1 is a left side and top perspective view of a loader arm for a work vehicle showing in our new design. FIG. 2 is a left side elevation view thereof. FIG. 3 is a right side elevation view thereof. FIG. 4 is a front elevation view thereof. FIG. 5 is a rear elevation view thereof. FIG. 6 is a top elevation view thereof; and, FIG. 7 is a bottom elevation view thereof. The broken line representations of environmental structure in FIGS. 1-7 is for illustrative purposes only and forms no part of the claimed design.

1 Claim, 7 Drawing Sheets



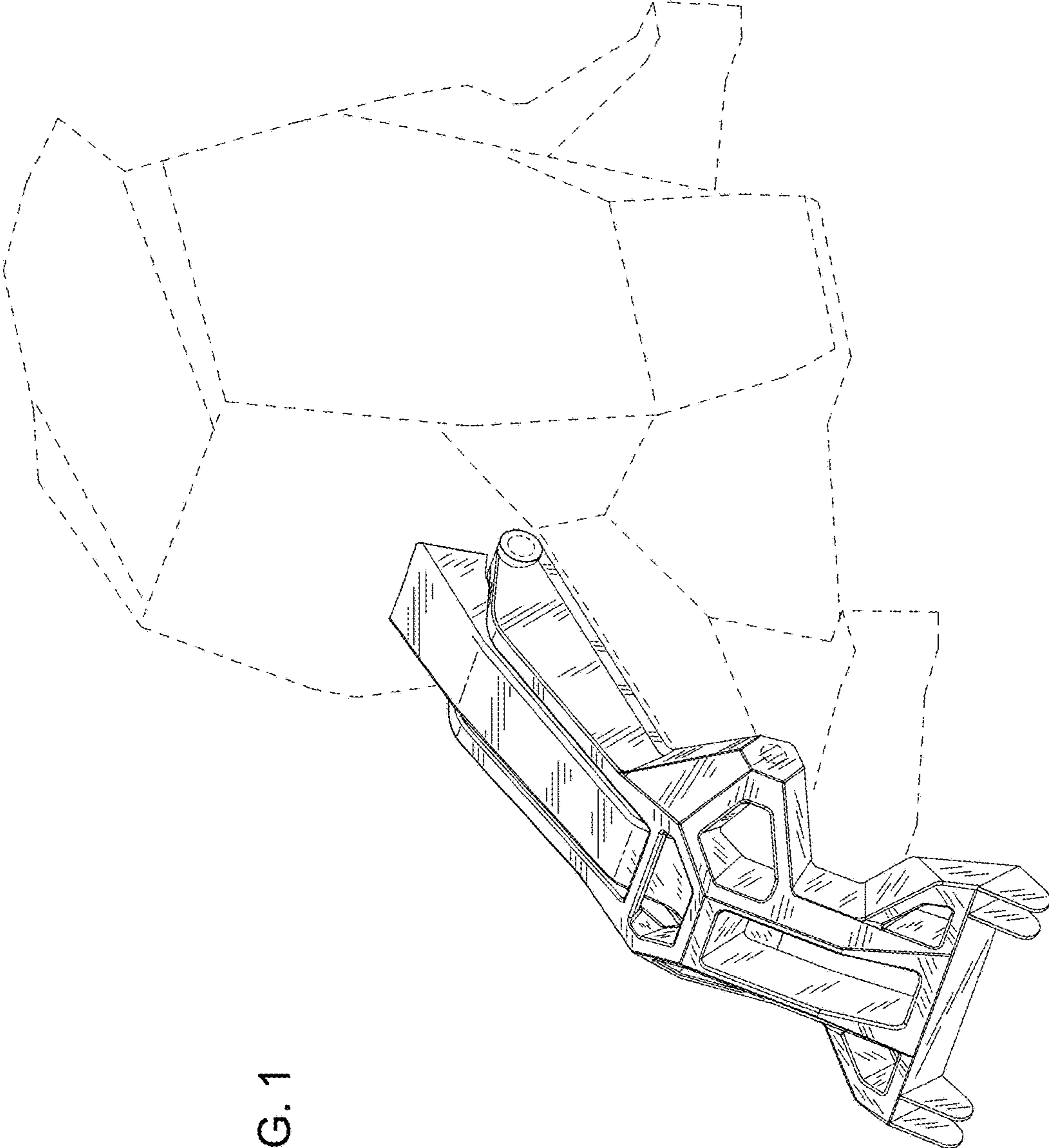


FIG. 1

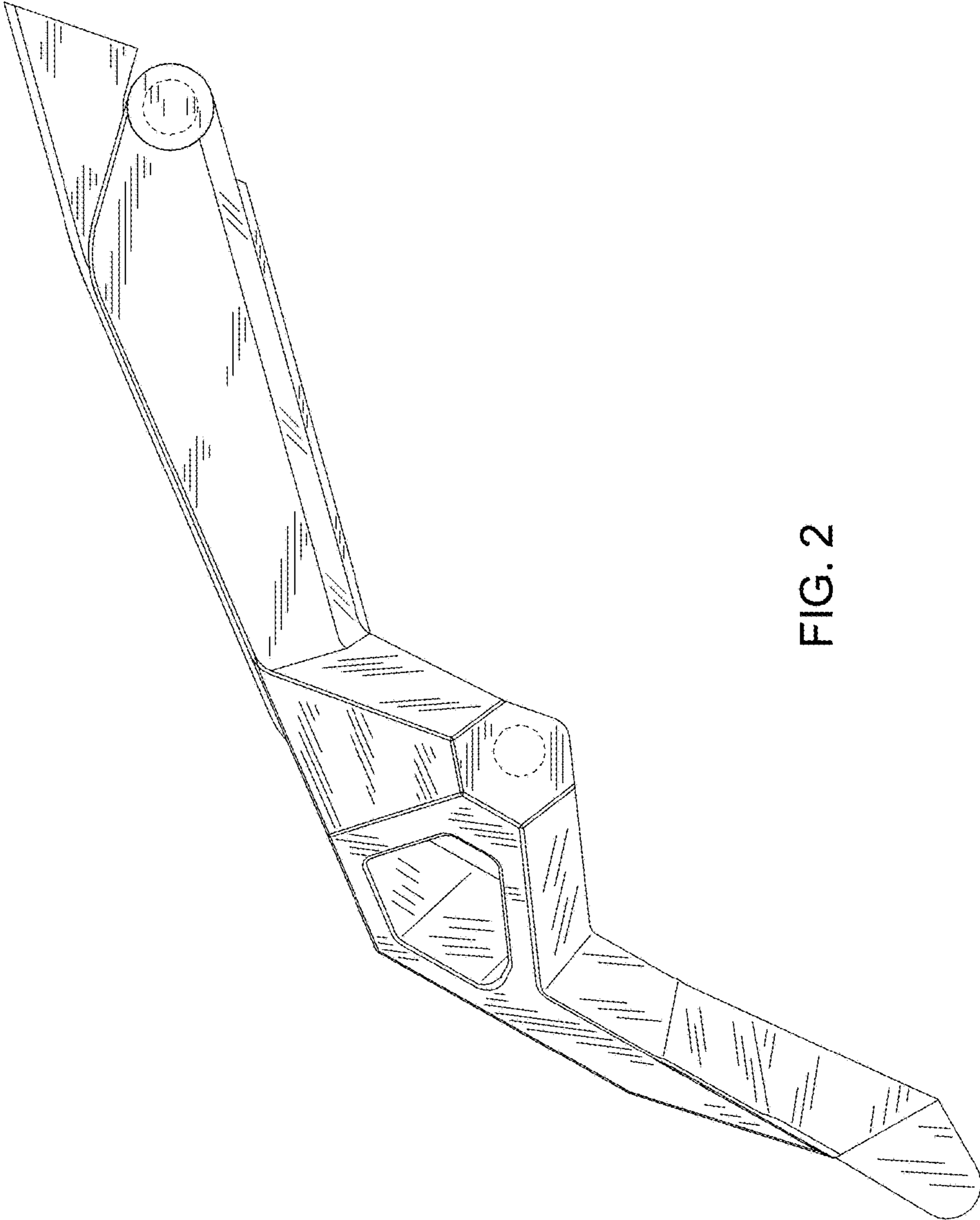


FIG. 2

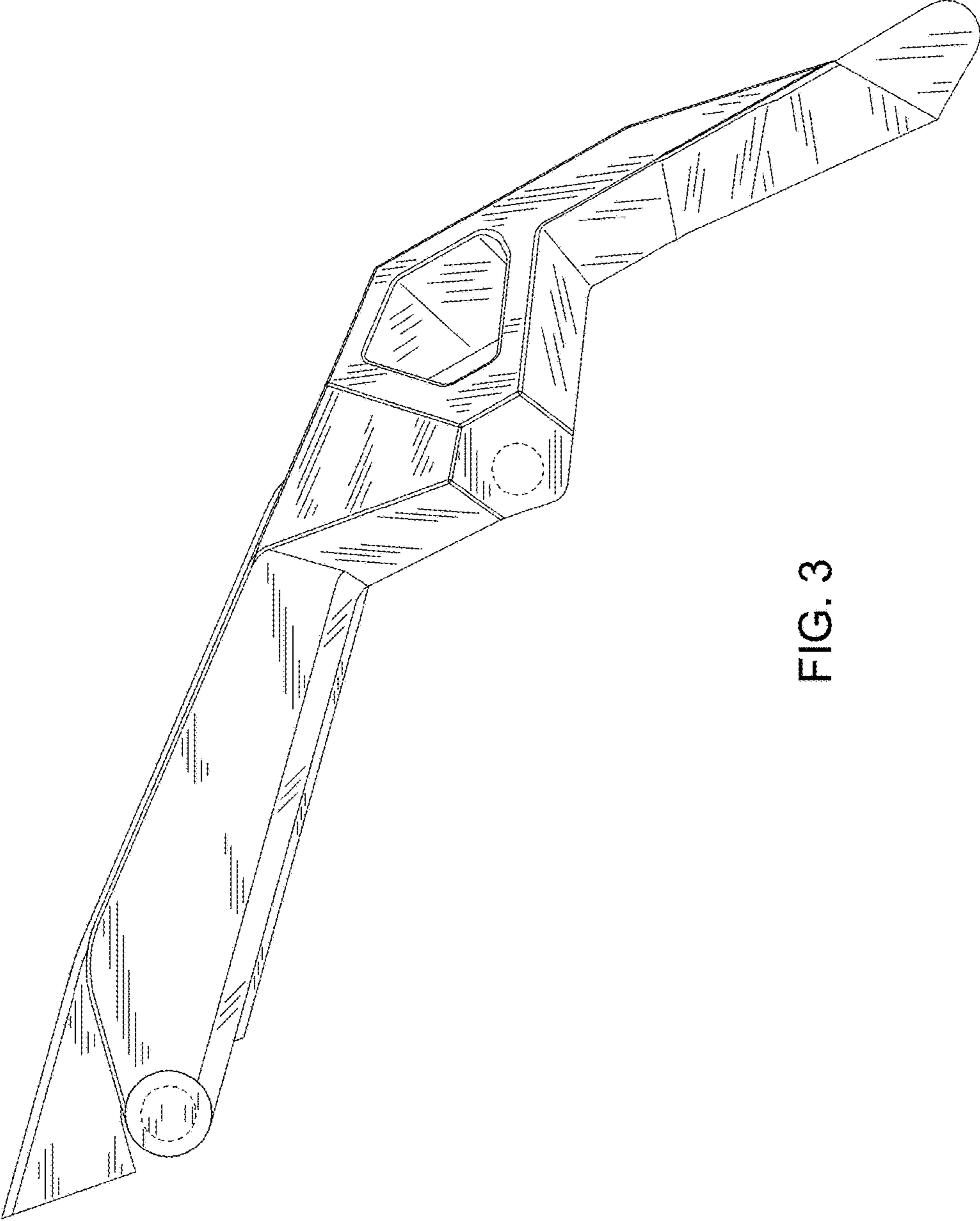


FIG. 3

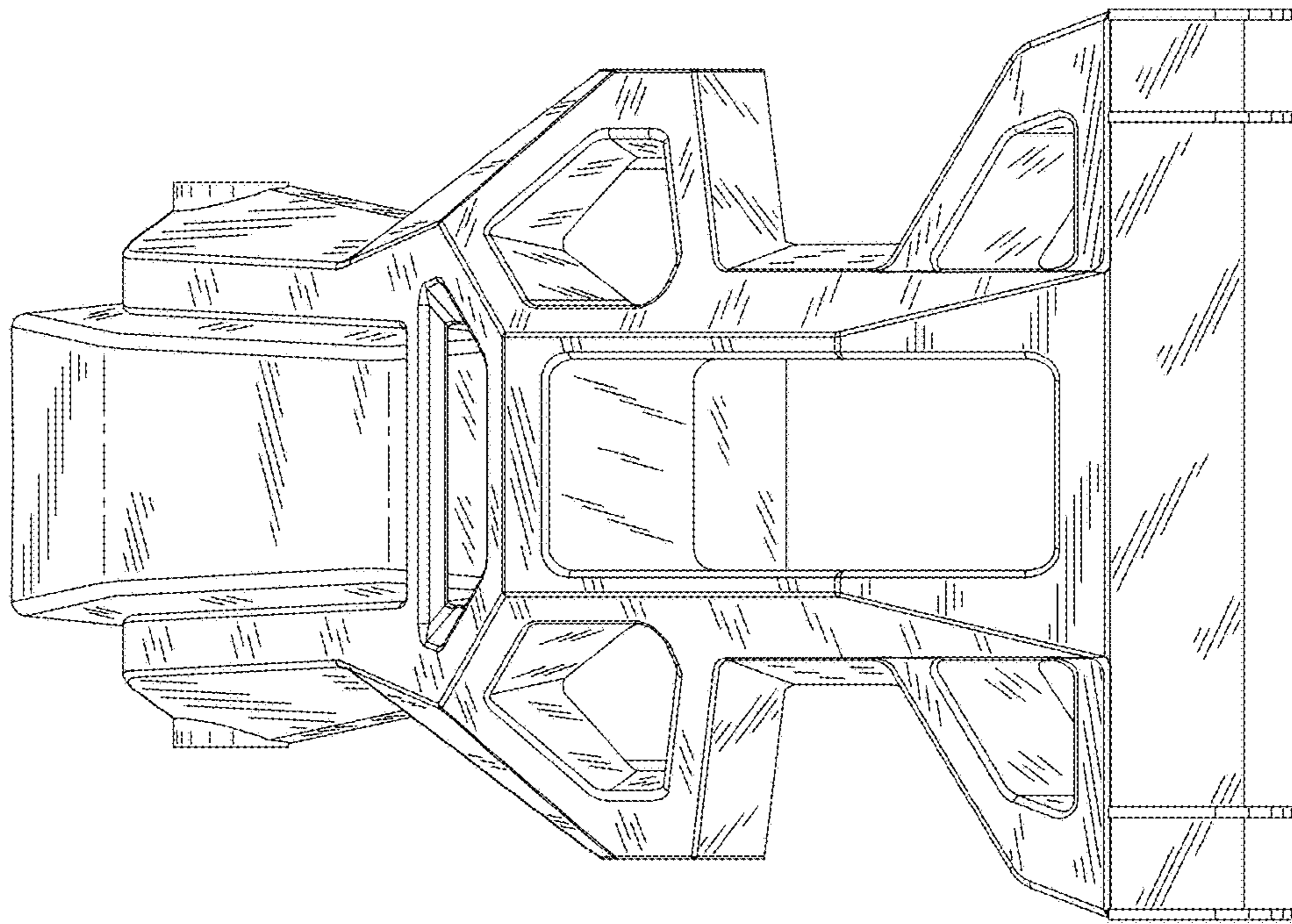


FIG. 4

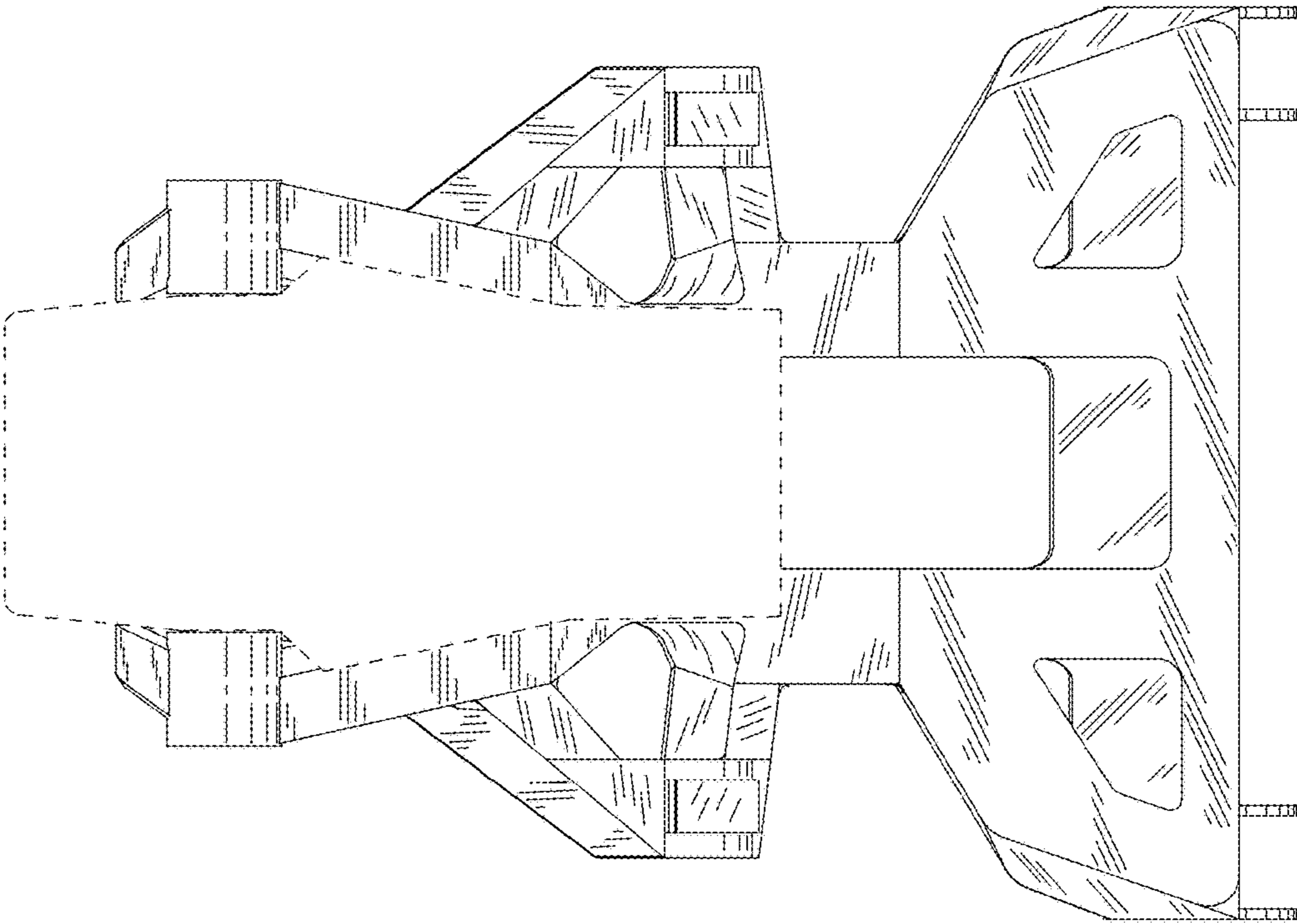


FIG. 5

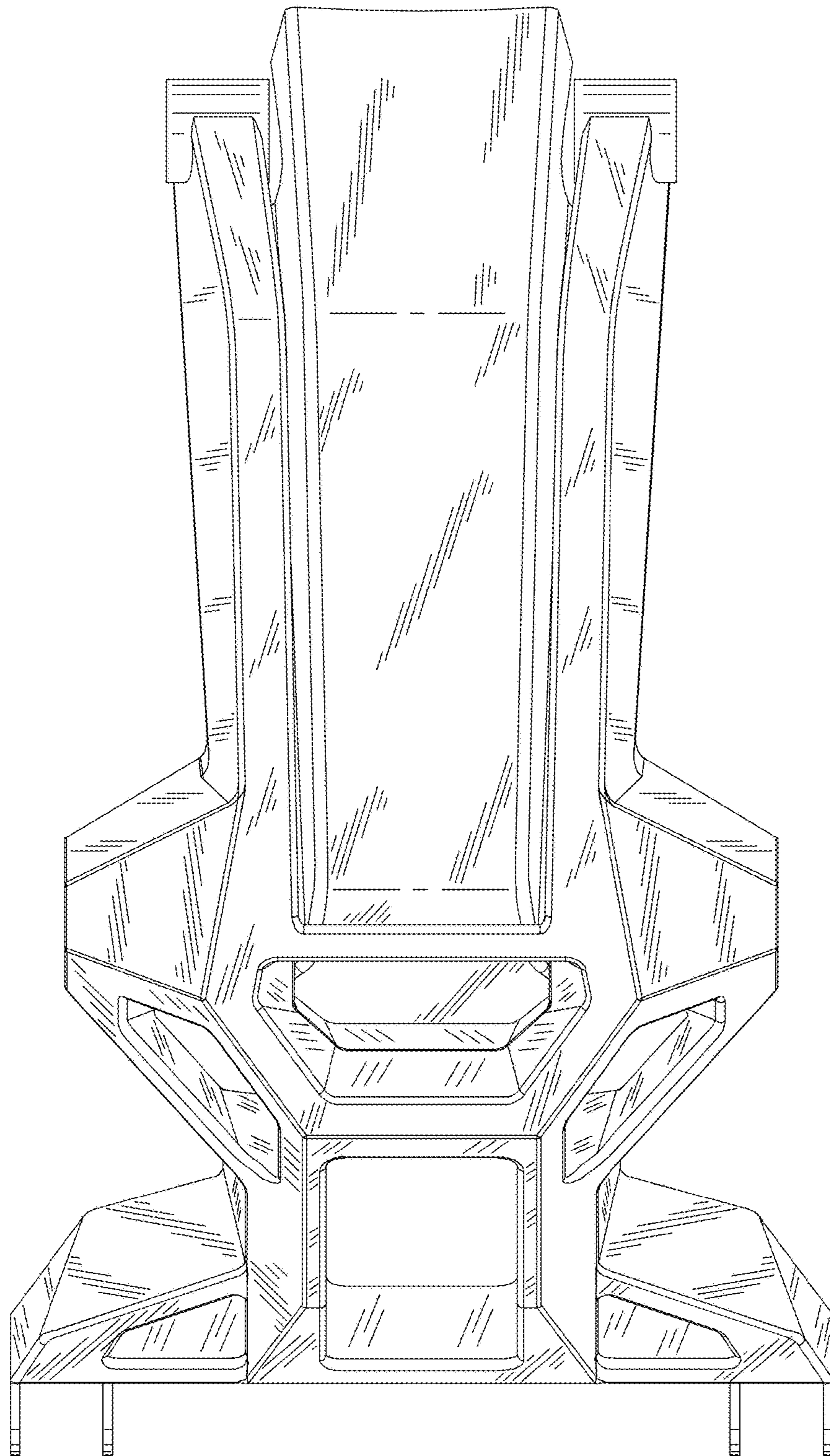


FIG. 6

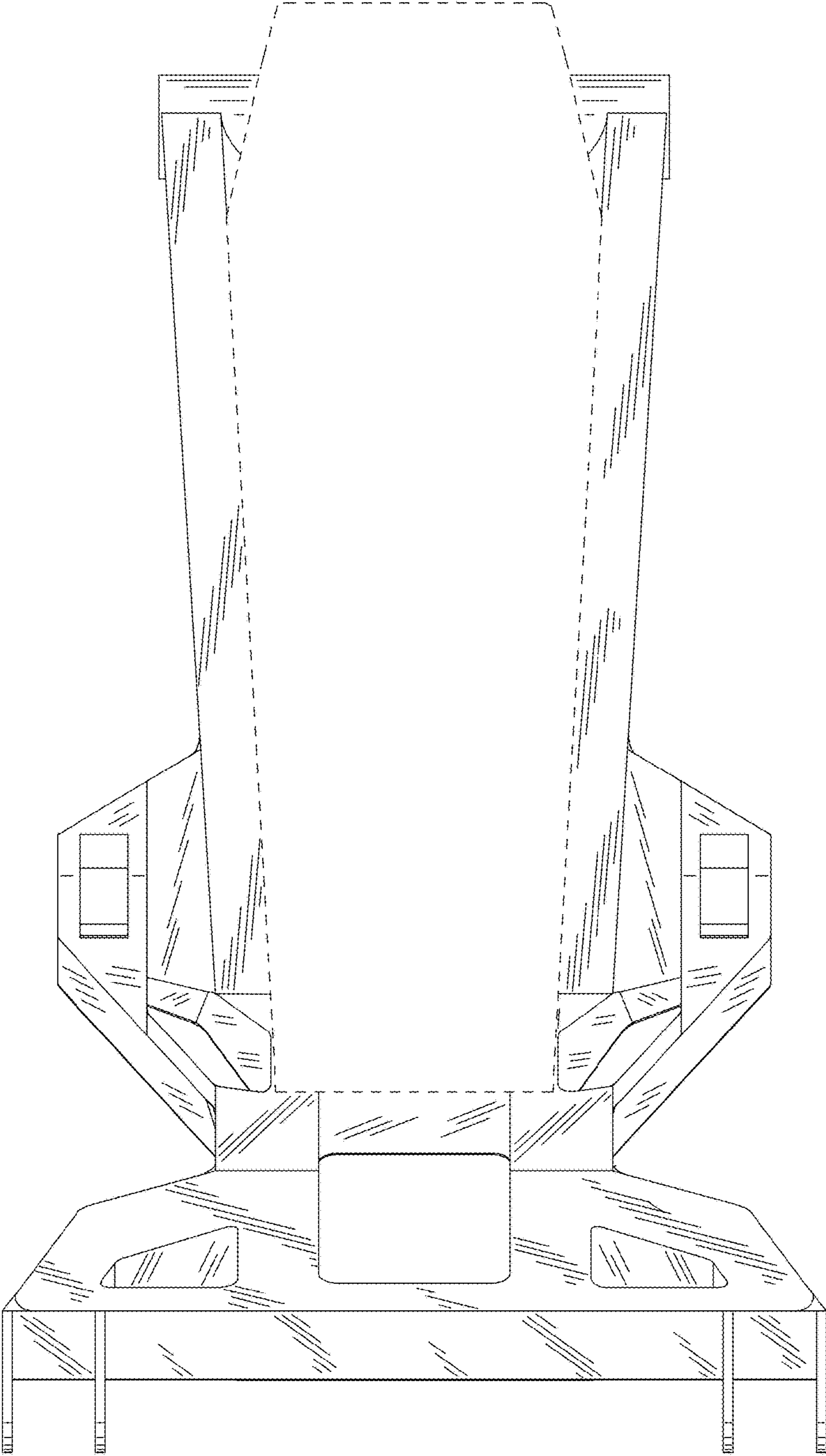


FIG. 7

UNITED STATES PATENT AND TRADEMARK OFFICE
CERTIFICATE OF CORRECTION

PATENT NO. : D811,449 S
APPLICATION NO. : 29/595821
DATED : February 27, 2018
INVENTOR(S) : Pfaff et al.

Page 1 of 1

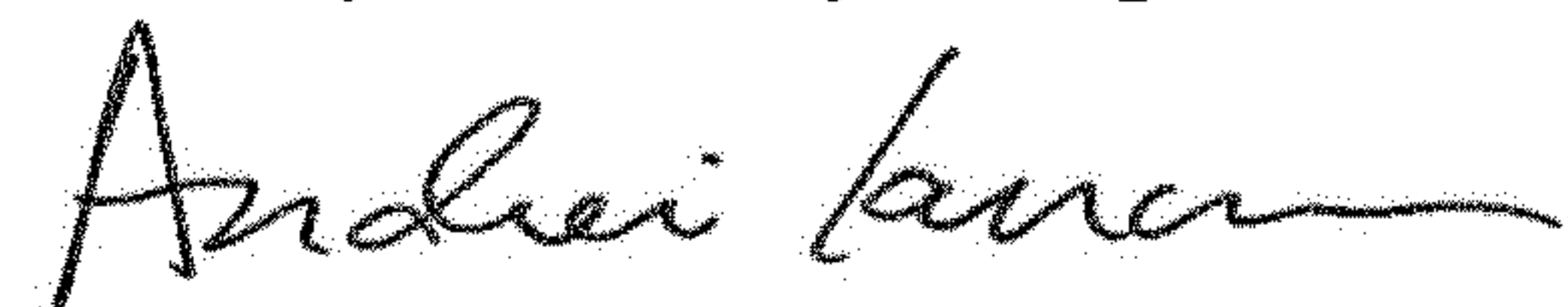
It is certified that error appears in the above-identified patent and that said Letters Patent is hereby corrected as shown below:

On the Title Page

At Item (72), Inventors:

At Line number 1, delete "Wylie C. Pfaff" and insert, --Wylie E. Pfaff--

Signed and Sealed this
Twenty-third Day of April, 2019



Andrei Iancu
Director of the United States Patent and Trademark Office