



US00D811416S

(12) **United States Design Patent** (10) **Patent No.:** **US D811,416 S**
Kim et al. (45) **Date of Patent:** **** Feb. 27, 2018**

(54) **STAND FOR TV RECEIVER**

(56) **References Cited**

(71) Applicant: **LG ELECTRONICS INC.**, Seoul (KR)

U.S. PATENT DOCUMENTS

(72) Inventors: **Yeonjin Kim**, Seoul (KR); **Hyuntae Ahn**, Seoul (KR); **Youngkyoung Kim**, Seoul (KR); **Chulhee Lim**, Seoul (KR)

D699,713 S *	2/2014	Seong	D14/239
D720,316 S *	12/2014	Huh	D14/126
D731,498 S *	6/2015	Jeon	D14/451
D744,970 S *	12/2015	Kim	D14/126
D767,576 S *	9/2016	Wang	D14/451
D768,640 S *	10/2016	Jensen	D14/451
D769,250 S *	10/2016	Chang	D14/451
D782,493 S *	3/2017	Lu	D14/451
D793,402 S *	8/2017	Kwon	D14/451
D797,110 S *	9/2017	Ko	D14/451

(73) Assignee: **LG ELECTRONICS INC.**, Seoul (KR)

(**) Term: **15 Years**

* cited by examiner

(21) Appl. No.: **35/502,178**

Primary Examiner — Michael A. Pratt

(22) Filed: **Jun. 24, 2016**

(74) *Attorney, Agent, or Firm* — Birch, Stewart, Kolasch & Birch, LLP

(80) **Hague Agreement Data**

Int. Filing Date: **Jun. 24, 2016**

Int. Reg. No.: **DM/091440**

Int. Reg. Date: **Jun. 24, 2016**

Int. Reg. Pub. Date: **Dec. 30, 2016**

(57) **CLAIM**

The ornamental design for a stand for TV receiver, as shown and described.

(30) **Foreign Application Priority Data**

Dec. 28, 2015 (KR) 30-2015-0066629

(51) **LOC (11) Cl.** **14-02**

(52) **U.S. Cl.**
USPC **D14/451**

DESCRIPTION

1. Stand for TV receiver

1.1 : Perspective

1.2 : Front

1.3 : Back

1.4 : Left

1.5 : Right

1.6 : Top

1.7 : Bottom

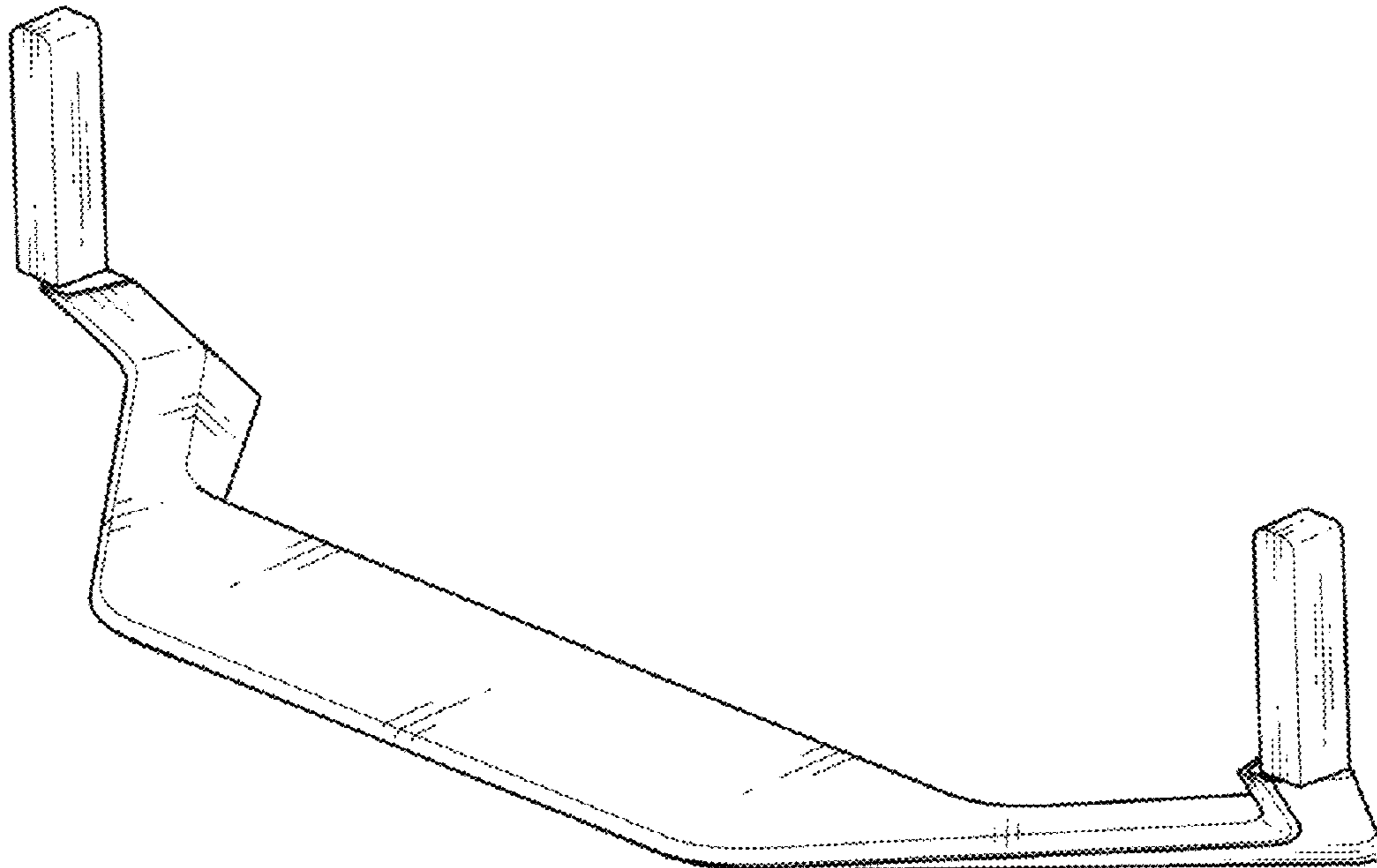
The gist of the present ornamental design is a combination of shape and pattern of “stand for TV receiver” as shown and described.

(58) **Field of Classification Search**

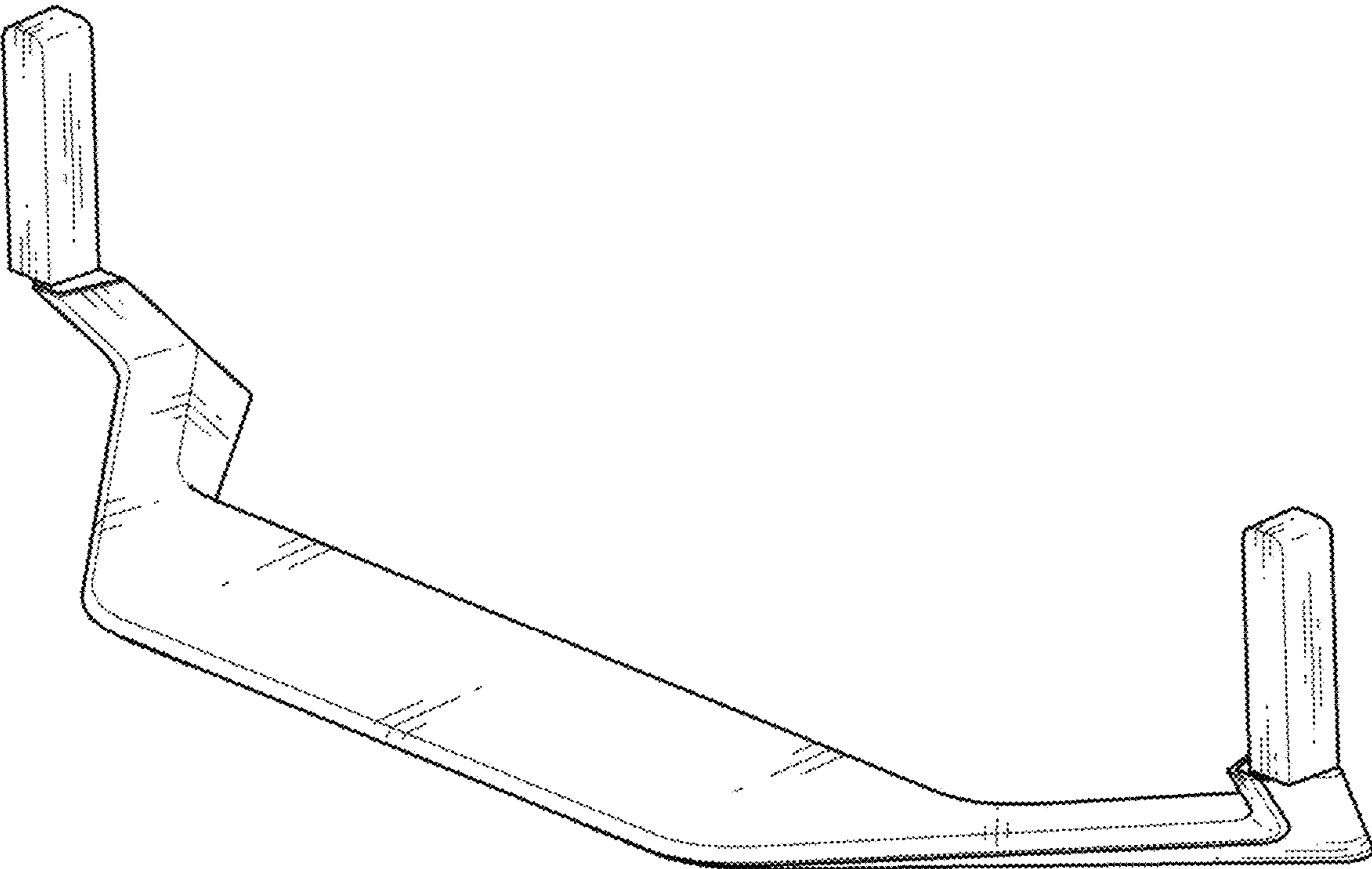
USPC D14/126, 127, 128, 336, 448

See application file for complete search history.

1 Claim, 7 Drawing Sheets



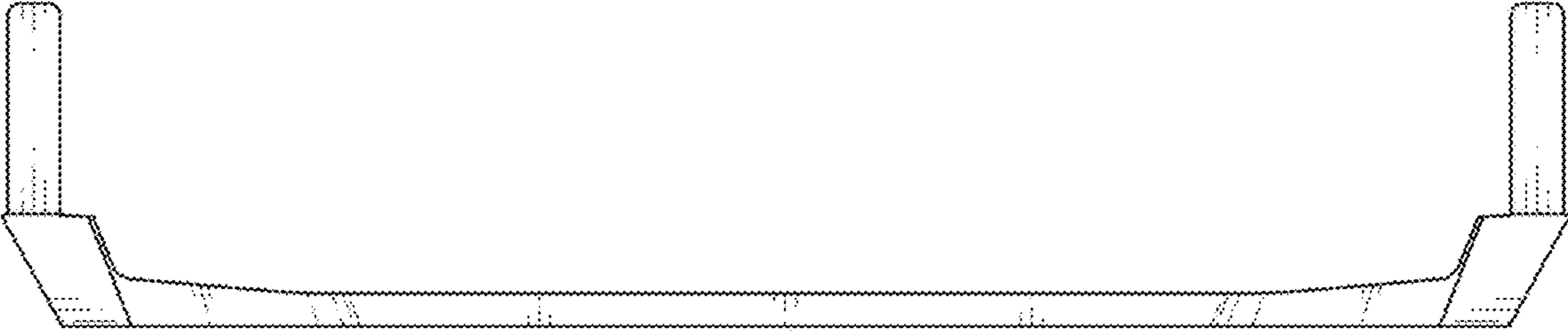
1.1



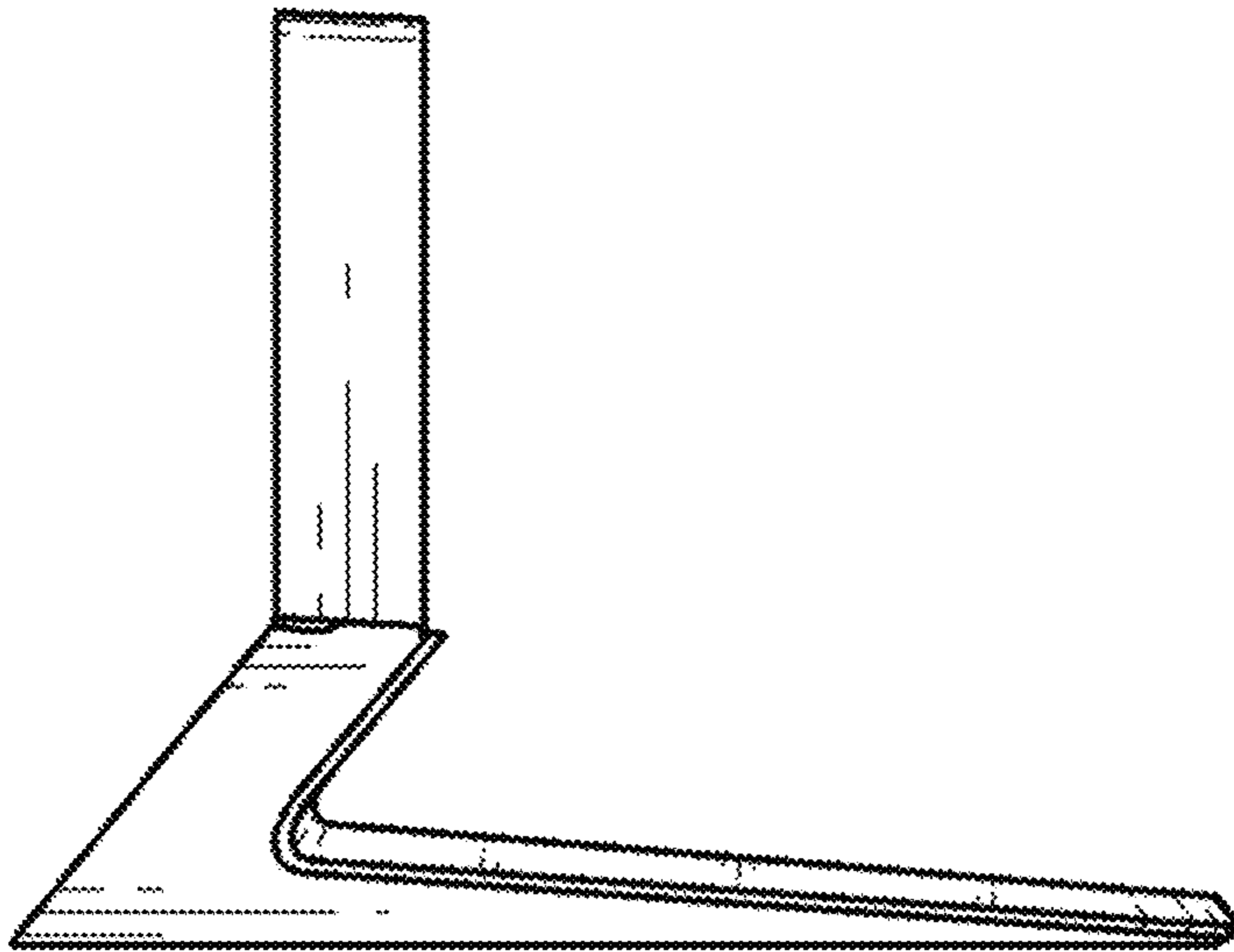
1.2



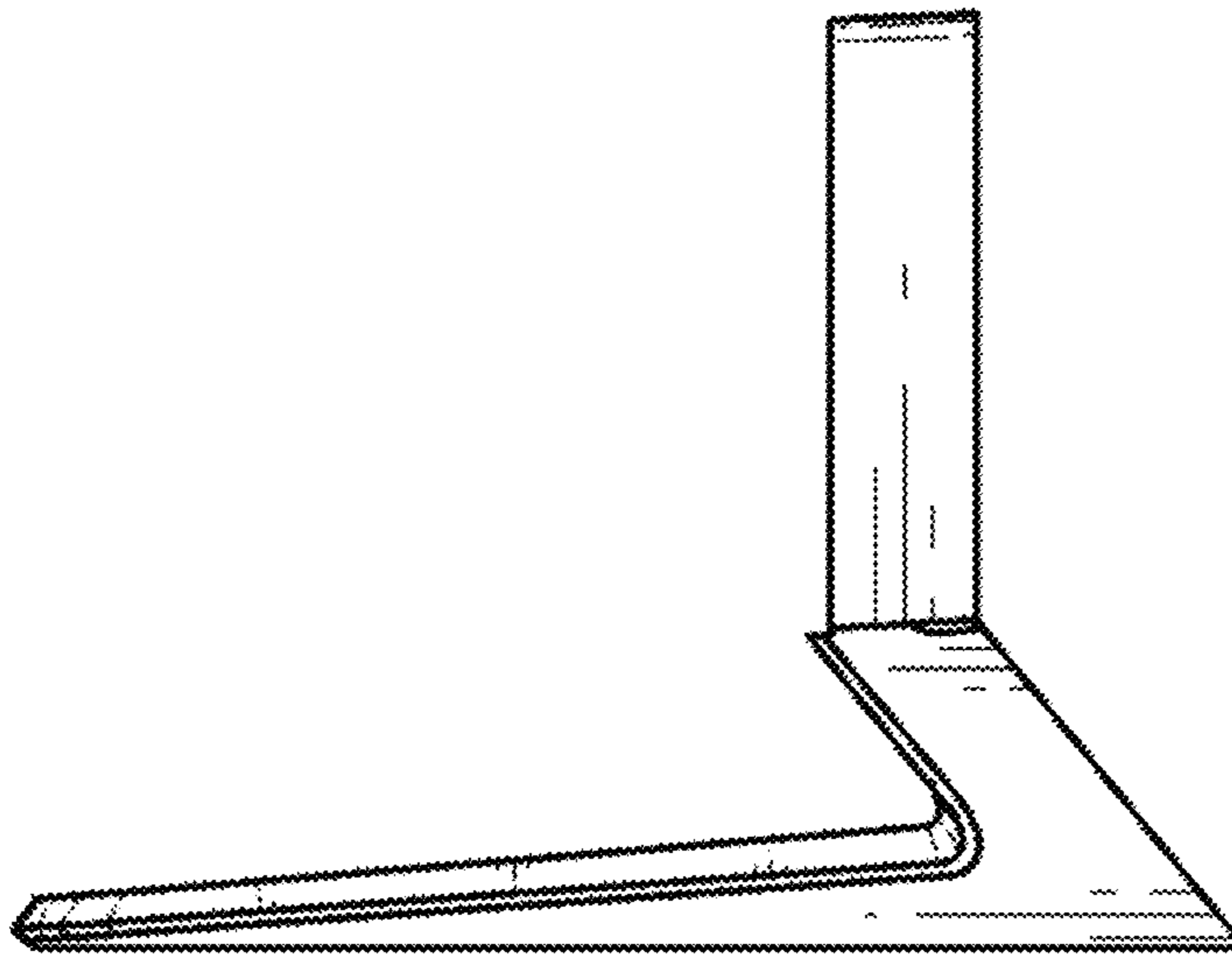
1.3



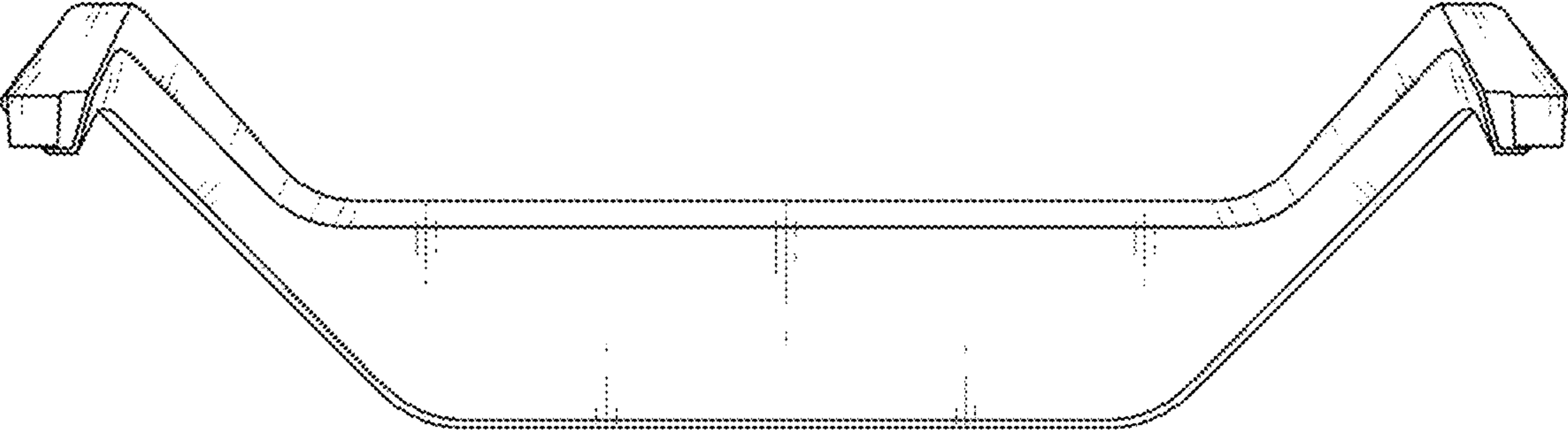
1.4



1.5



1.6



1.7

