



US00D811410S

(12) **United States Design Patent** (10) **Patent No.:** **US D811,410 S**  
**Burmester** (45) **Date of Patent:** **\*\* Feb. 27, 2018**

(54) **COVER FOR COMPUTERS**  
(71) Applicant: **Ergonomic Solutions International Limited**, GB-Surrey (GB)  
(72) Inventor: **Benny Burmester**, Epsom (GB)  
(73) Assignee: **ERGONOMIC SOLUTIONS INTERNATIONAL LIMITED**, GB—Surrey (GB)

D677,249 S \* 3/2013 Li ..... D14/250  
D678,293 S \* 3/2013 Meehan ..... D14/440  
D687,427 S \* 8/2013 Peterson ..... D14/250  
D698,772 S \* 2/2014 Merenda ..... D14/250  
D718,316 S \* 11/2014 Veltz ..... D14/440  
D766,247 S \* 9/2016 Burmester ..... D14/440  
D776,122 S \* 1/2017 Akana ..... D14/440  
D776,123 S \* 1/2017 Akana ..... D14/440  
D786,879 S \* 5/2017 Kim ..... D14/440  
2013/0222139 A1 \* 8/2013 Gouge ..... A61B 5/01  
340/573.1

(\*\*) Term: **15 Years**

\* cited by examiner

(21) Appl. No.: **29/543,229**

*Primary Examiner* — Cynthia Underwood

(22) Filed: **Oct. 22, 2015**

(74) *Attorney, Agent, or Firm* — Berg Hill Greenleaf & Ruscitti, LLP.

(51) **LOC (11) Cl.** ..... **14-02**

(52) **U.S. Cl.**  
USPC ..... **D14/440**

(57) **CLAIM**

(58) **Field of Classification Search**  
USPC ..... D14/250, 440, 447; 206/45.23, 320,  
206/45.2; 361/679.55; 294/25; 224/218  
CPC .... G06F 1/1628; G06F 1/1613; G06F 1/1626;  
A47B 23/044

I claim the ornamental design for cover for computers, as shown and described.

See application file for complete search history.

**DESCRIPTION**

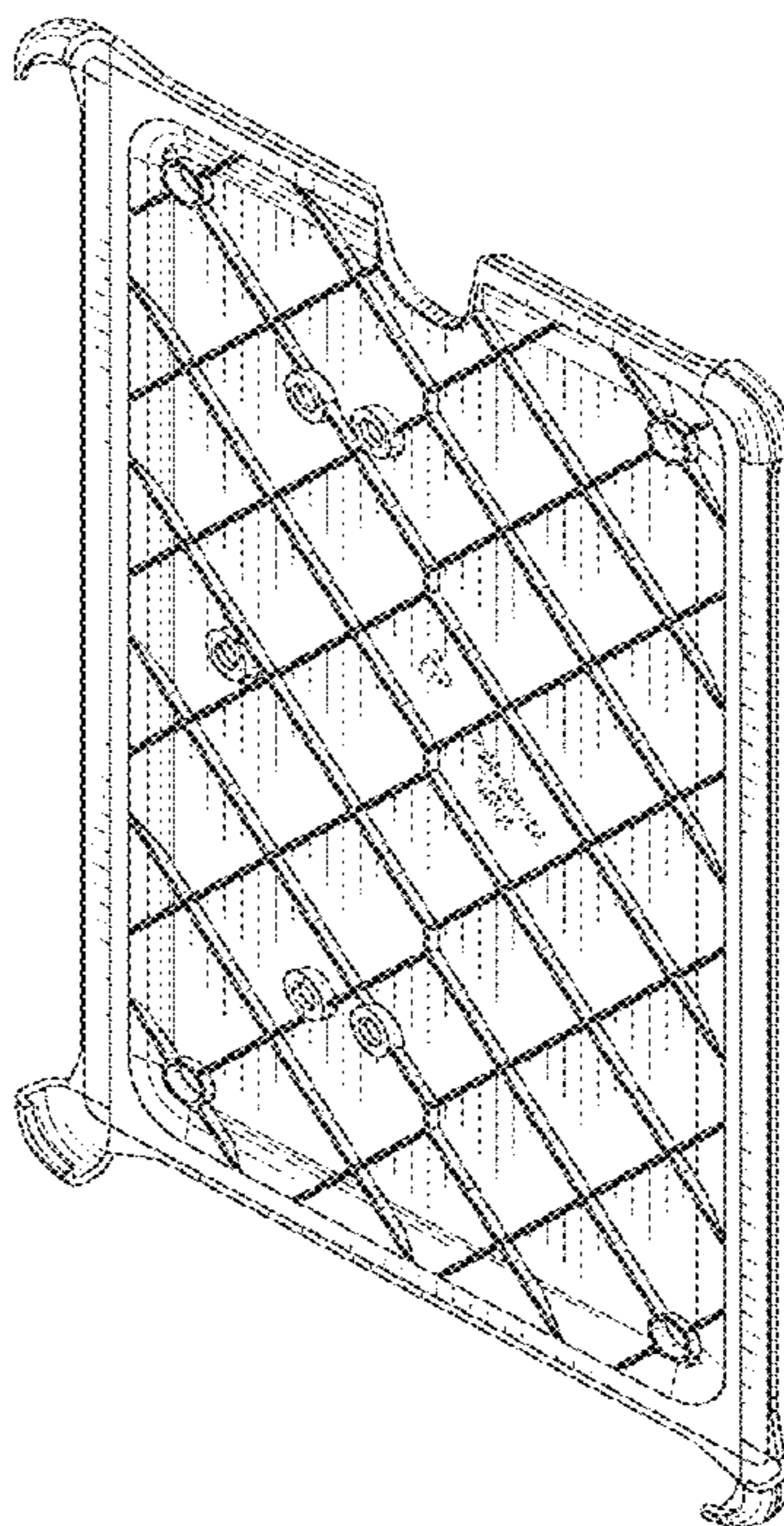
(56) **References Cited**

U.S. PATENT DOCUMENTS

D397,246 S \* 8/1998 Hoofnagle ..... D3/201  
D448,761 S \* 10/2001 Powell ..... D14/250  
D448,762 S \* 10/2001 Powell ..... D14/250  
D451,094 S \* 11/2001 Powell ..... D14/250  
D605,645 S \* 12/2009 Kettula ..... D14/253  
D641,756 S \* 7/2011 Hsieh ..... D14/440  
D643,029 S \* 8/2011 Feng ..... D14/250  
D668,660 S \* 10/2012 Norfolk ..... D14/440

FIG. 1 is a bottom perspective view of a first embodiment of a cover for computers showing my new design;  
FIG. 2 is a bottom perspective view thereof;  
FIG. 3 is a top view thereof;  
FIG. 4 is a bottom side view thereof;  
FIG. 5 is a top side view thereof;  
FIG. 6 is a top side view thereof; and,  
FIG. 7 is a left side view thereof.  
Broken lines shown in FIGS. 1A and 1B are shown as environment and form no part of the claimed design.

**1 Claim, 4 Drawing Sheets**



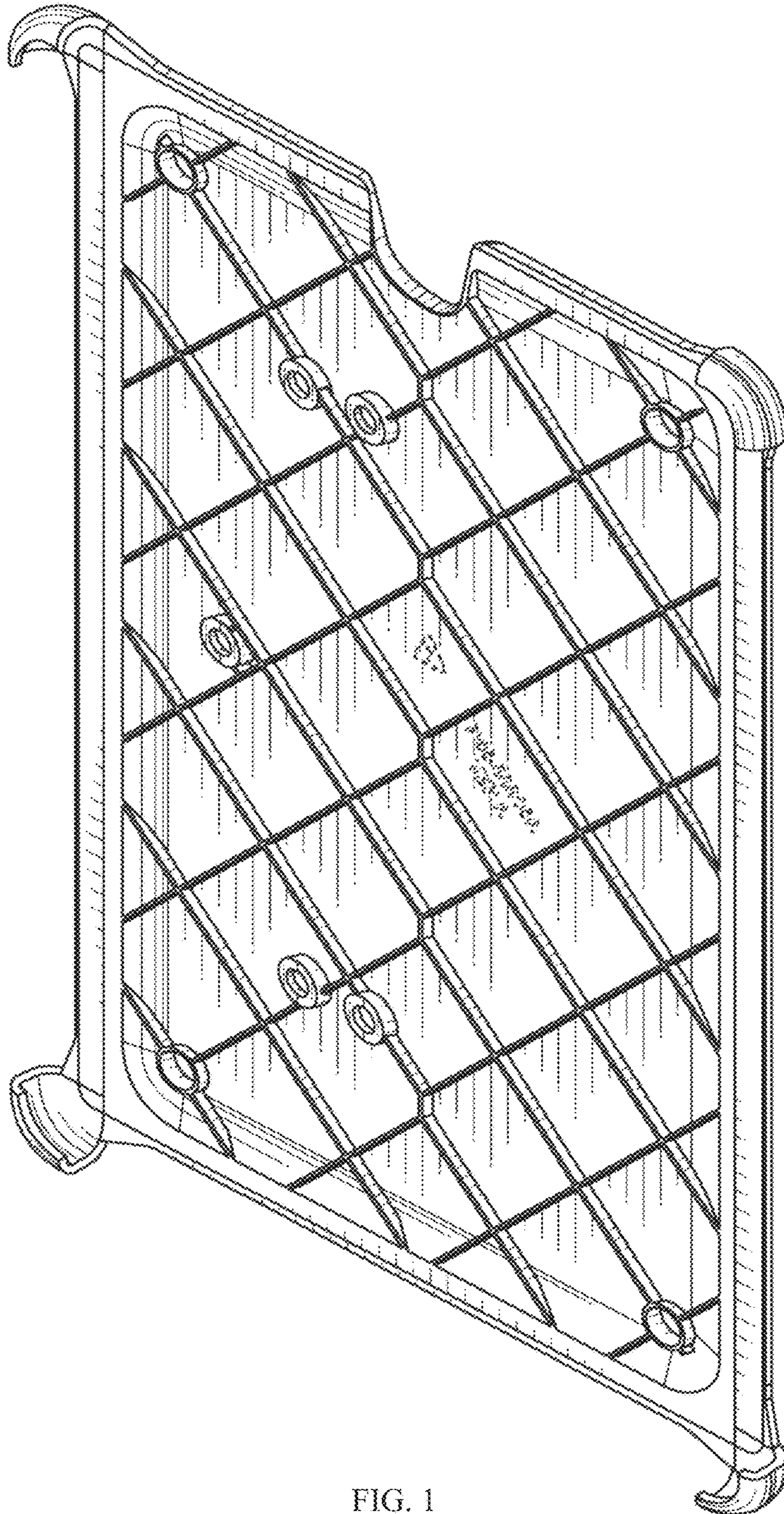


FIG. 1

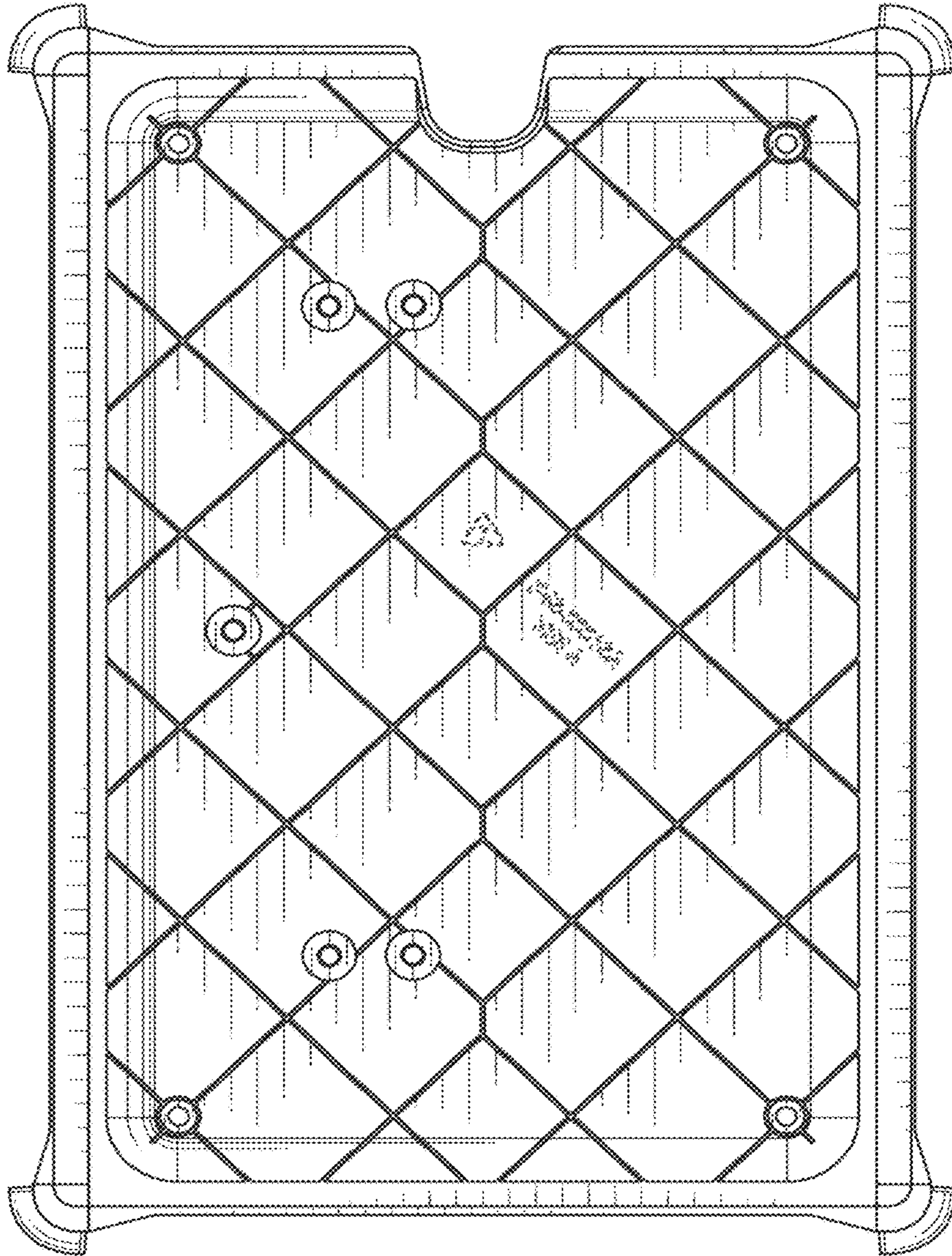


FIG. 2

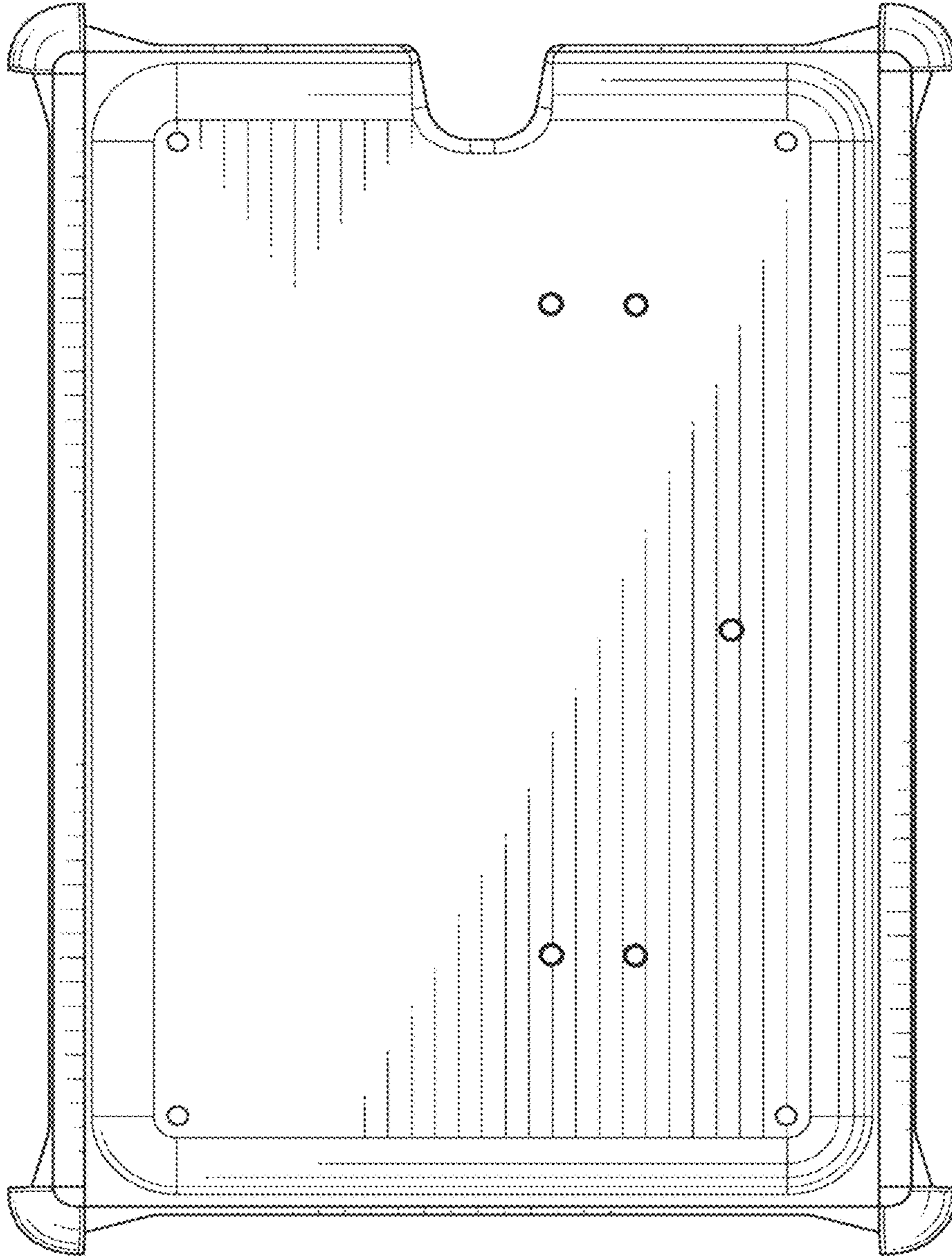


FIG. 3




FIG. 4

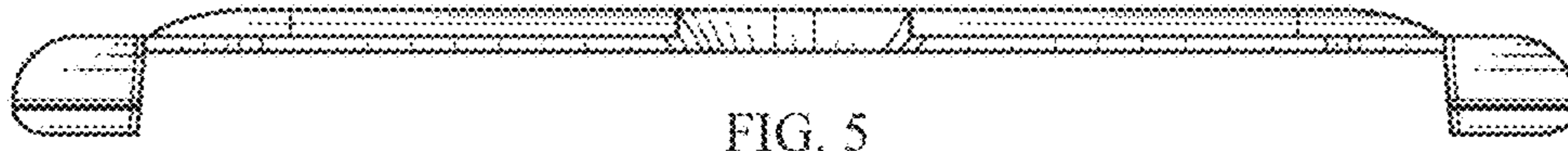


FIG. 5



FIG. 6




FIG. 7