



US00D811384S

(12) **United States Design Patent** (10) **Patent No.:** **US D811,384 S**  
**Diasabeygunawardena et al.** (45) **Date of Patent:** **\*\* Feb. 27, 2018**

(54) **WORKSTATION WITHOUT CONTROL BUTTONS**

(71) Applicant: **BAYER HEALTHCARE LLC**, Whippany, NJ (US)

(72) Inventors: **Kent Diasabeygunawardena**, Pittsburgh, PA (US); **Emma Diasabeygunawardena**, Pittsburgh, PA (US); **Ryan Wickre**, San Francisco, CA (US); **Hailey Stewart**, Pleasanton, CA (US)

(73) Assignee: **Bayer HealthCare LLC**, Whippany, NJ (US)

(\*\*) Term: **15 Years**

(21) Appl. No.: **29/593,768**

(22) Filed: **Feb. 13, 2017**

(51) **LOC (11) Cl.** ..... **14-02**

(52) **U.S. Cl.**  
USPC ..... **D14/336**

(58) **Field of Classification Search**  
USPC ..... D14/371-375, 125-129, 336, 337; D6/300, 308; D19/113, 114; D20/10  
CPC ..... G09F 15/0025; G09F 15/0062; G09F 15/0068; G06F 1/16; G06F 1/1613; G06F 1/133308; G06F 1/1601; G06F 3/037; G06F 1/162; F16M 11/02; F16M 11/10; F16M 11/00; F16M 11/06; F16M 11/18; F16M 11/045; F16M 11/105; F16M 11/041; F16M 11/126; F16M 11/04; F16M 11/24; F16M 13/02; A47F 5/00

See application file for complete search history.

(56) **References Cited**

U.S. PATENT DOCUMENTS

D483,036 S \* 12/2003 Lee ..... D14/375  
D513,001 S \* 12/2005 Jiang ..... D14/371

OTHER PUBLICATIONS

Medrad, Inc. (2013). *Stellant with Certegra Workstation: Installation Manual*. Indianola, PA: Medrad, Inc.  
Bayer. (2015). *Medrad Stellant with Certegra Workstation: Service Manual*. Indianola, PA: Bayer (see pp. 3-20, 3-21 and 5-62 to 5-67).  
Bayer. (2016). *Medrad Stellant CT Injection System: Brochure*. Indianola, PA: Bayer.

\* cited by examiner

*Primary Examiner* — Freda S Nunn

(74) *Attorney, Agent, or Firm* — Lowenstein Sandler LLP


(57) **CLAIM**

The ornamental design for a workstation without control buttons, as shown and described.

**DESCRIPTION**

FIG. 1 is a perspective view of the workstation without control buttons;  
FIG. 2 is a front view thereof;  
FIG. 3 is a left side view thereof;  
FIG. 4 is a right side view thereof;  
FIG. 5 is a top view thereof; and,  
FIG. 6 is a rear view thereof.  
Portions of the workstation without control buttons shown in dashed lines in FIGS. 3 and 6 depict unclaimed portions thereof.

**1 Claim, 6 Drawing Sheets**






FIG. 1




FIG. 2

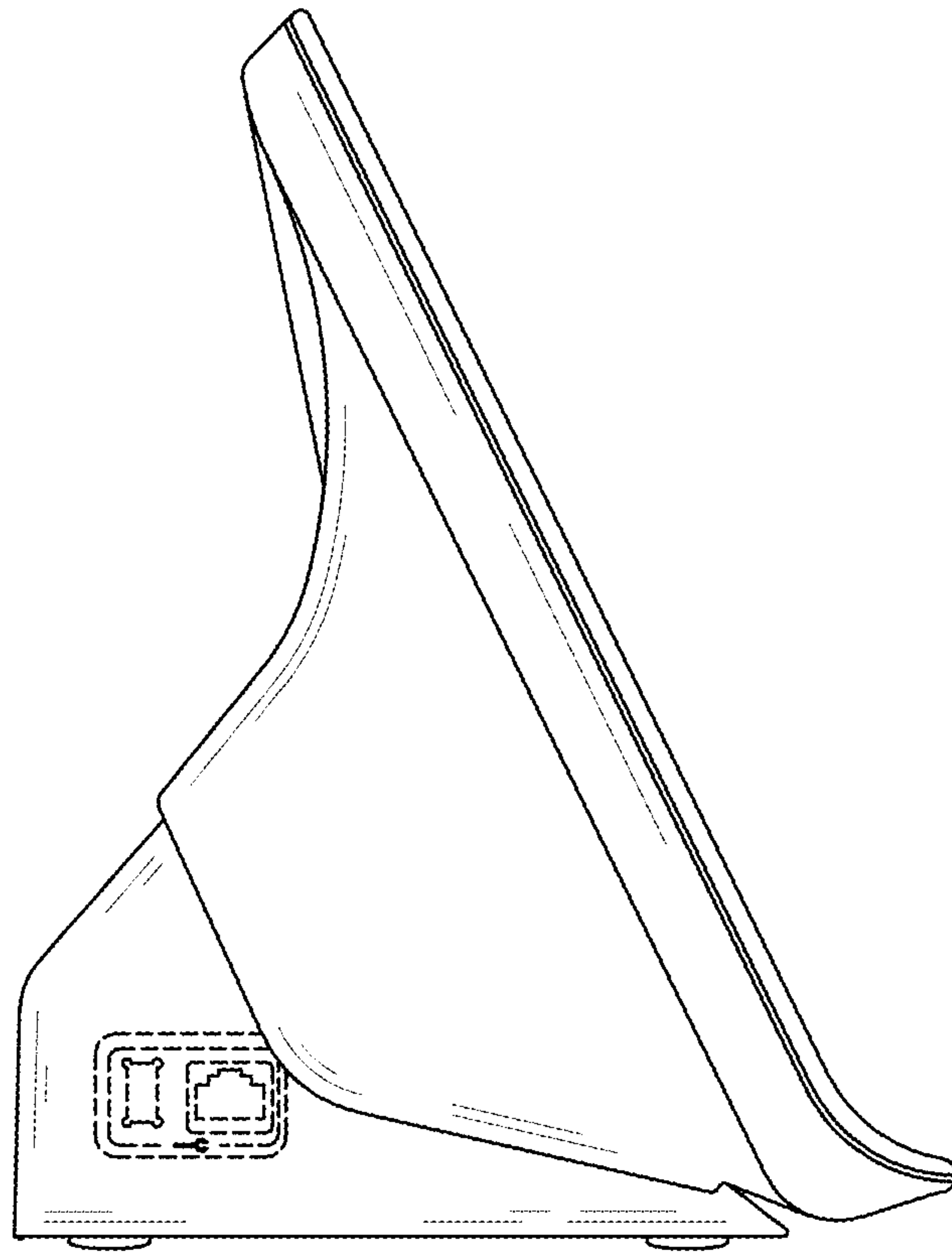


FIG. 3

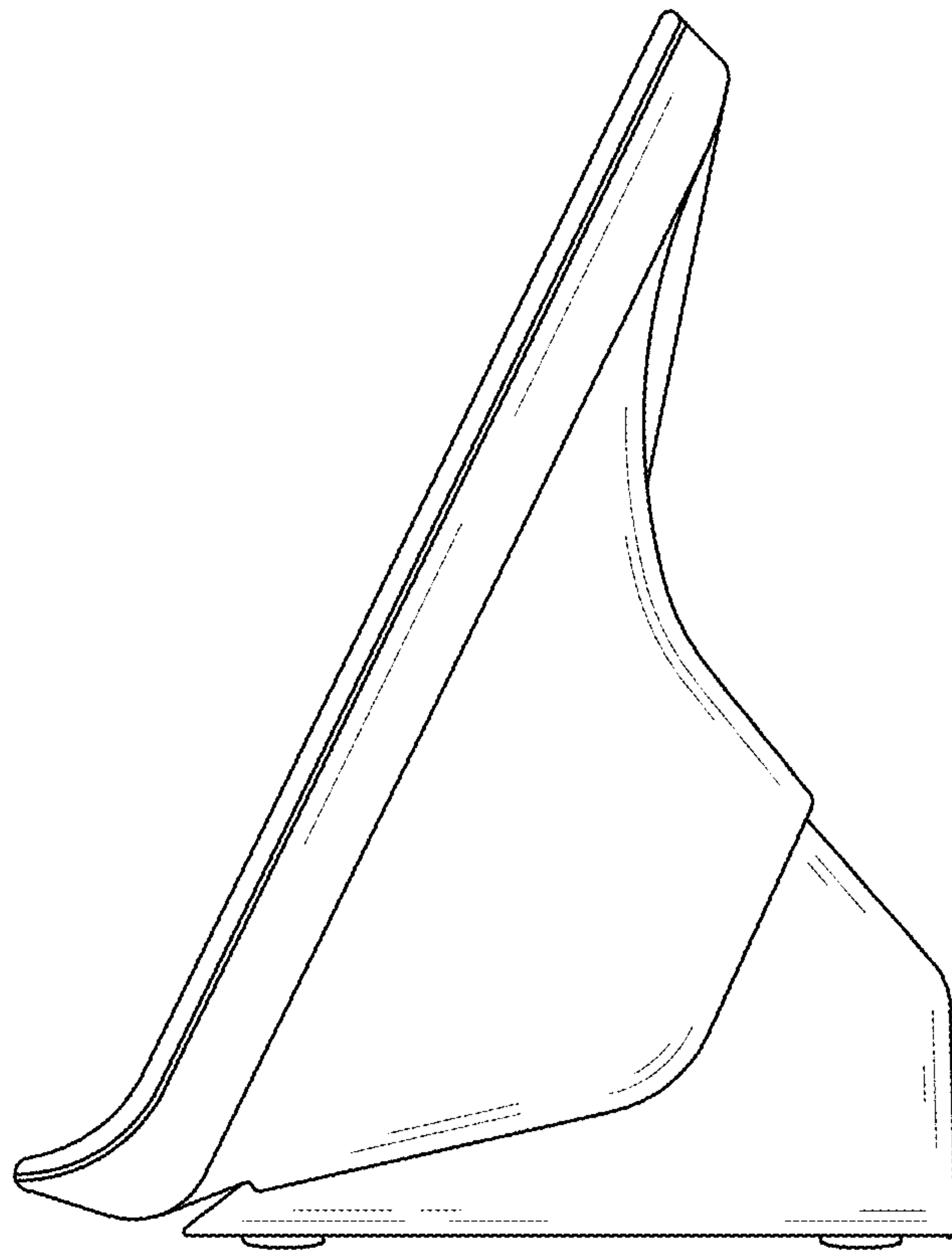


FIG. 4




FIG. 5

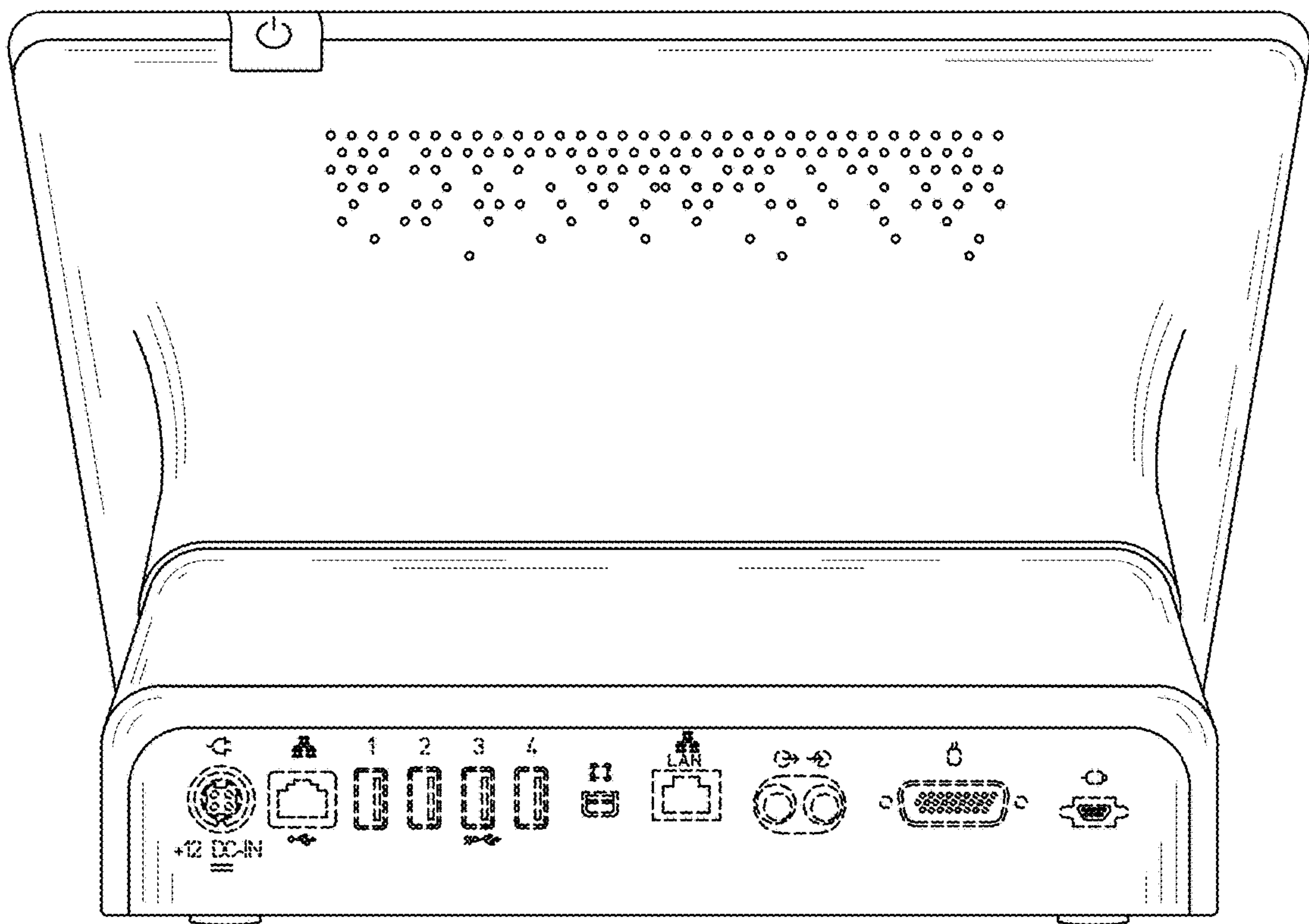


FIG. 6