



US00D811368S

(12) **United States Design Patent**  
**Fischer et al.**

(10) **Patent No.:** **US D811,368 S**  
(45) **Date of Patent:** **\*\* Feb. 27, 2018**

(54) **PORTABLE LOUDSPEAKER**  
(71) Applicant: **Harman International Industries, Incorporated**, Northridge, CA (US)  
(72) Inventors: **Joshua Fischer**, Shenzhen (CN); **Cyrille Rouffiat**, Shenzhen (CN)  
(73) Assignee: **Harman International Industries, Incorporated**, Northridge, CA (US)  
(\*\*) Term: **15 Years**

3,393,766 A \* 7/1968 Mitchell ..... H04R 1/20  
181/148  
3,443,660 A \* 5/1969 Olson ..... H04R 1/2857  
181/153  
3,483,945 A \* 12/1969 Stanley ..... H04R 1/323  
181/143  
D217,354 S \* 4/1970 Lane ..... D14/212  
3,541,452 A \* 11/1970 Disesa ..... H04B 1/086  
312/7.1  
D227,595 S \* 7/1973 Katoh ..... D14/168  
3,961,684 A \* 6/1976 Michael ..... H04R 1/32  
181/143  
D248,444 S \* 7/1978 Folger ..... D8/302  
(Continued)

(21) Appl. No.: **29/580,856**

*Primary Examiner* — Paula Allen Greene  
(74) *Attorney, Agent, or Firm* — Plumsea Law Group, LLC

(22) Filed: **Oct. 13, 2016**

**Related U.S. Application Data**

(63) Continuation-in-part of application No. 29/550,255, filed on Dec. 31, 2015, now abandoned.

(51) **LOC (11) Cl.** ..... **14-01**

(57) **CLAIM**

The ornamental design for a portable loudspeaker, as shown and described.

(52) **U.S. Cl.**

USPC ..... **D14/216**; D14/209.1

(58) **Field of Classification Search**

USPC ... D14/216, 204, 209.1, 210, 212, 496, 168, D14/172, 156; 181/129, 130, 135, 143, 181/144, 147, 148, 150, 151, 152, 153, 181/198, 199; 381/380, 381, 300, 301, 381/302, 303, 306, 332, 333, 334, 335, 381/336, 345, 361, 362, 363, 364, 386, 381/387, 388; 455/90.3, 575.1, 569.1  
CPC . H05K 5/00; H04R 5/02; H04R 25/00; G09B 25/00; A47B 81/06  
See application file for complete search history.

**DESCRIPTION**

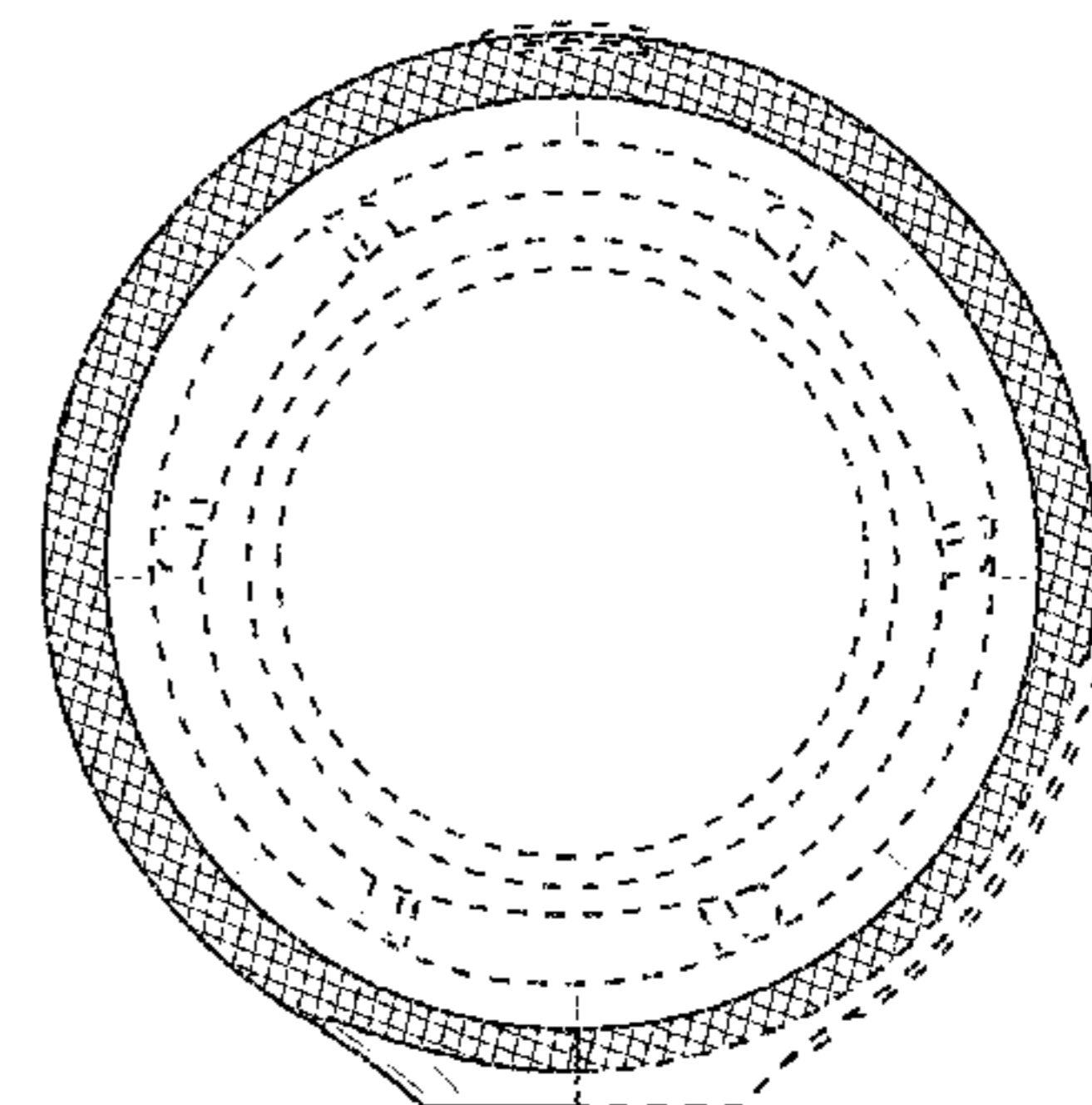

FIG. 1 is a perspective view of a portable loudspeaker showing our new design;  
FIG. 2 is a front elevation view thereof;  
FIG. 3 is a rear elevation view thereof;  
FIG. 4 is a side elevation view thereof;  
FIG. 5 is a side elevation view of the opposite side thereof;  
FIG. 6 is a top plan view thereof; and,  
FIG. 7 is a bottom plan view thereof.  
The evenly spaced broken lines immediately adjacent the shaded areas represent bounds of the claimed design, while all other evenly spaced broken lines are directed to environment and are for illustrative purposes only. The dot-dash broken lines represent bounds of the claimed design. The evenly spaced broken lines and the dot-dash broken lines form no part of the claimed design.

(56) **References Cited**

**U.S. PATENT DOCUMENTS**

2,896,737 A \* 7/1959 Gellman ..... H04R 1/2888  
181/153  
3,371,742 A \* 3/1968 Norton ..... H04R 1/345  
181/153

**1 Claim, 7 Drawing Sheets**



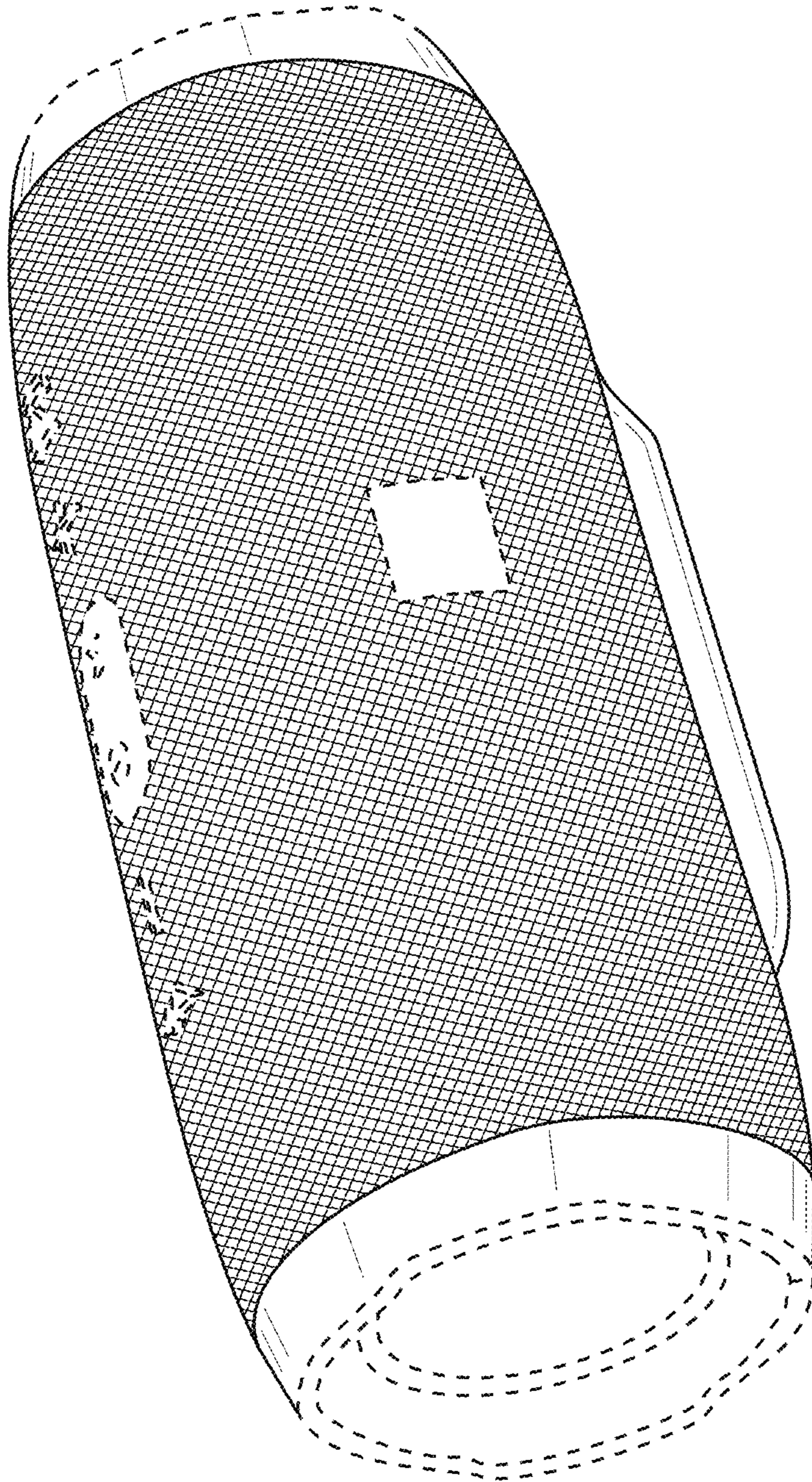
(56)

References Cited


U.S. PATENT DOCUMENTS

4,580,654	A *	4/1986	Hale	.....	H04R 1/02				
					181/146				
5,097,513	A *	3/1992	Jordan	.....	H04R 1/2819				
					381/111				
D344,951	S *	3/1994	Christie	.....	D14/216				
D360,635	S *	7/1995	Mark	.....	D14/212				
D372,917	S *	8/1996	Kobayashi	.....	D14/214				
D375,746	S *	11/1996	Wu	.....	D14/215				
5,674,076	A *	10/1997	Billings	.....	G10H 1/32				
					381/345				
D396,860	S *	8/1998	Yasutomi	.....	D10/119.2				
6,078,676	A *	6/2000	Takenaka	.....	H04R 1/345				
					181/145				
6,431,308	B1 *	8/2002	Vollmer	.....	H04R 1/26				
					181/144				
D496,351	S *	9/2004	Allen	.....	D14/211				
D501,845	S *	2/2005	Allen	.....	D14/216				
6,973,994	B2 *	12/2005	Mackin	.....	H04R 1/00				
					181/145				
D519,491	S *	4/2006	Allen	.....	D14/212				
D551,656	S *	9/2007	Ritsher	.....	D14/216				
D555,636	S *	11/2007	Chen	.....	D14/216				
D571,359	S *	6/2008	Chang	.....	D14/216				
D578,508	S *	10/2008	Wang	.....	D14/206				
D589,028	S *	3/2009	Haapapuro	.....	D14/206				
D598,899	S *	8/2009	Tkachuk	.....	D14/216				
D602,911	S *	10/2009	Wang	.....	D14/216				
D611,450	S *	3/2010	Miyazaki	.....	D14/209.1				
D617,305	S *	6/2010	Chen	.....	D14/168				
D619,119	S *	7/2010	Graber	.....	D14/216				
D636,758	S *	4/2011	Tzeng	.....	D14/214				
D644,206	S *	8/2011	Ponnert	.....	D14/216				
D687,017	S *	7/2013	Ashcraft	.....	D14/216				
D691,117	S *	10/2013	Silvera	.....	D14/213				
D692,861	S *	11/2013	Paterson	.....	D14/214				
D694,218	S *	11/2013	Szymanski	.....	D14/216				
D698,753	S *	2/2014	Yiu	.....	D14/216				
D706,743	S *	6/2014	Lukic	.....	D14/204				
D712,371	S *	9/2014	Henning	.....	D14/205				
D718,279	S *	11/2014	Yoon	.....	D14/215				
D722,585	S *	2/2015	Suzuki	.....	D14/157				
D725,076	S *	3/2015	Wong	.....	D14/216				
D726,155	S *	4/2015	Cheng	.....	D14/216				
D726,684	S *	4/2015	Schmiedbauer	.....	D14/210				
D726,686	S *	4/2015	Yoon	.....	D14/216				
D737,800	S *	9/2015	Aleksandrov	.....	D14/210				
D748,074	S *	1/2016	Schmiedbauer	.....	D14/210				
D750,587	S *	3/2016	Park	.....	D14/138 G				
D750,597	S *	3/2016	Fischer	.....	D14/216				
D753,630	S *	4/2016	Kim	.....	D14/216				
D754,630	S *	4/2016	Paterson	.....	D14/204				
D758,348	S *	6/2016	Lukic	.....	D14/216				
D759,632	S *	6/2016	Fischer	.....	D14/204				
D766,213	S *	9/2016	Hinokio	.....	D14/216				
D778,956	S *	2/2017	Langhammer	.....	D14/203.1				
D786,829	S *	5/2017	Wang	.....	D14/204				
D797,704	S *	9/2017	Fischer	.....	D14/216				
2012/0300962	A1 *	11/2012	Devoto	.....	H04R 5/02				
					381/300				
2014/0079267	A1 *	3/2014	Lyons	.....	H04R 1/026				
					381/334				

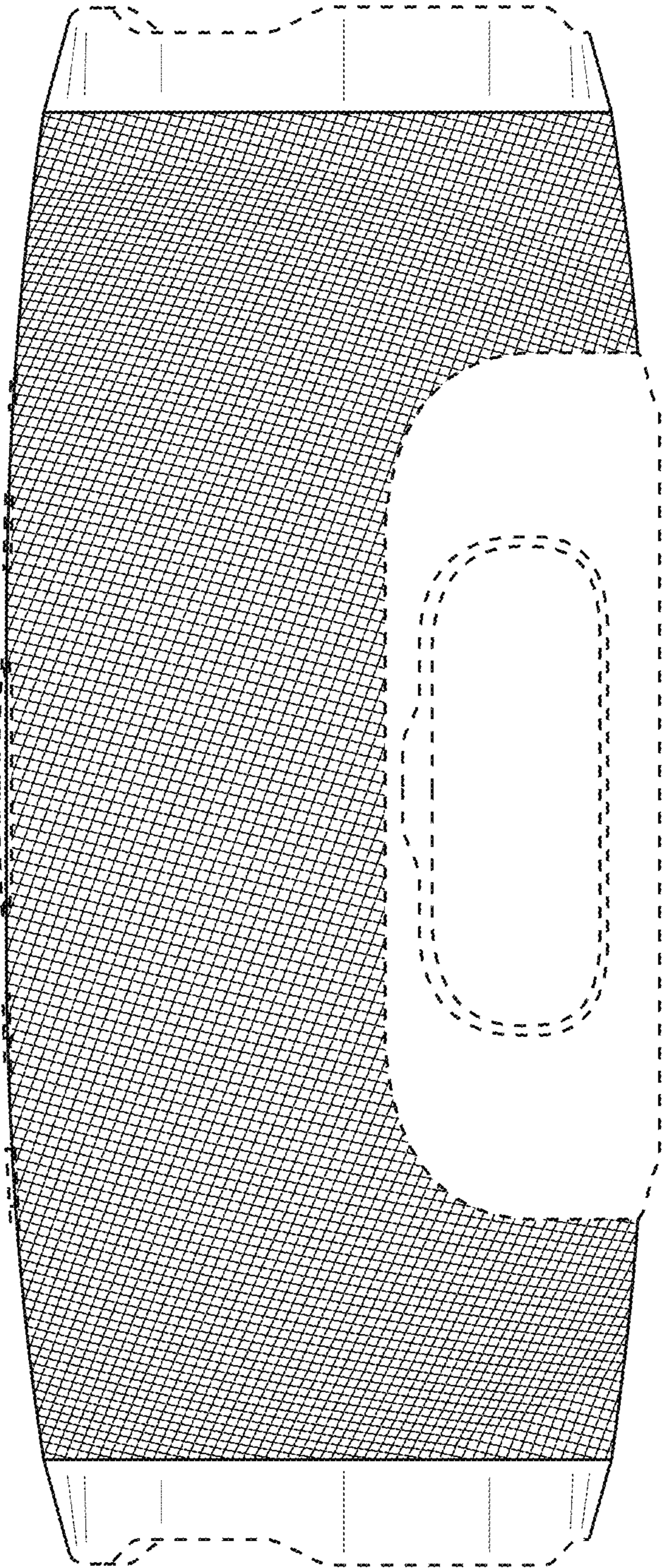
\* cited by examiner



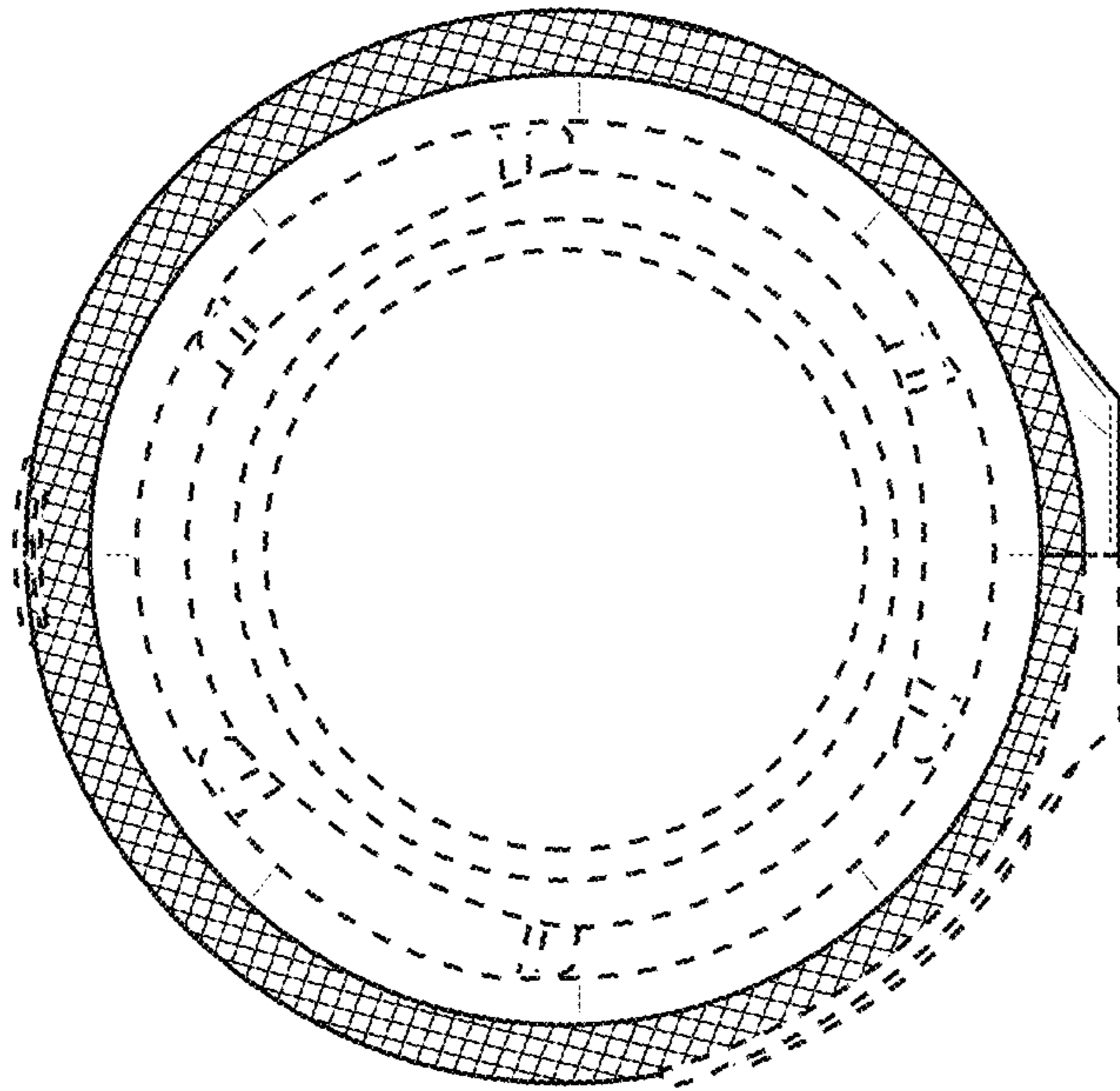
**FIG. 1**



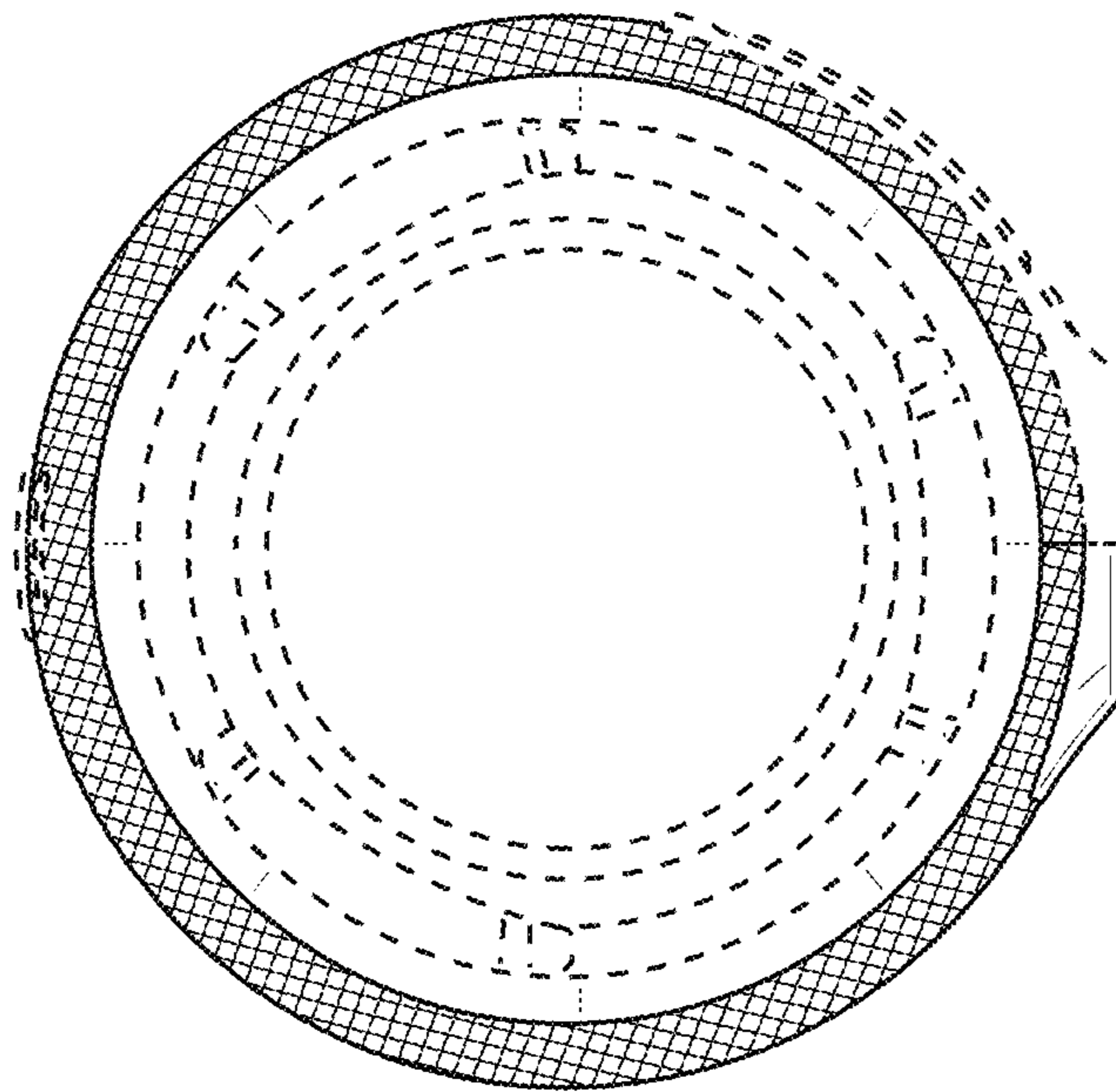
**FIG. 2**



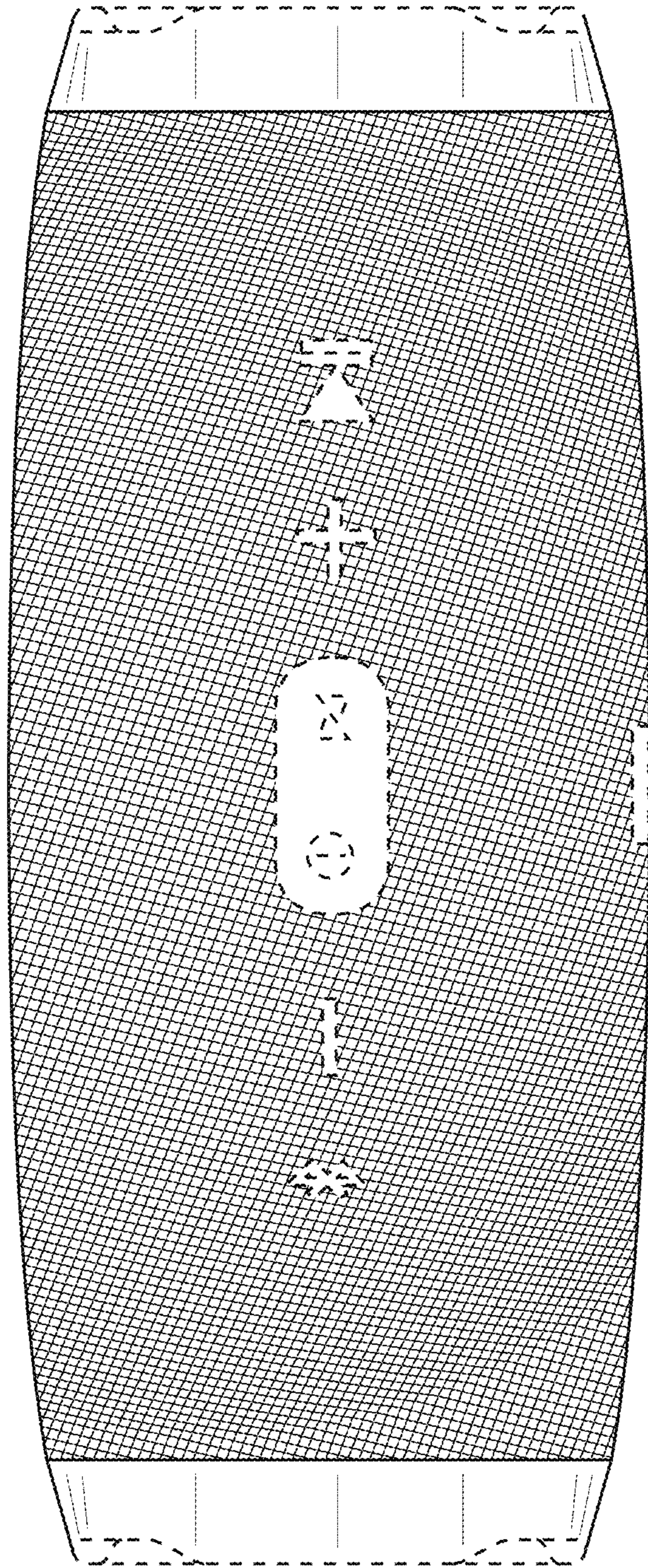
**FIG. 3**



**FIG. 4**

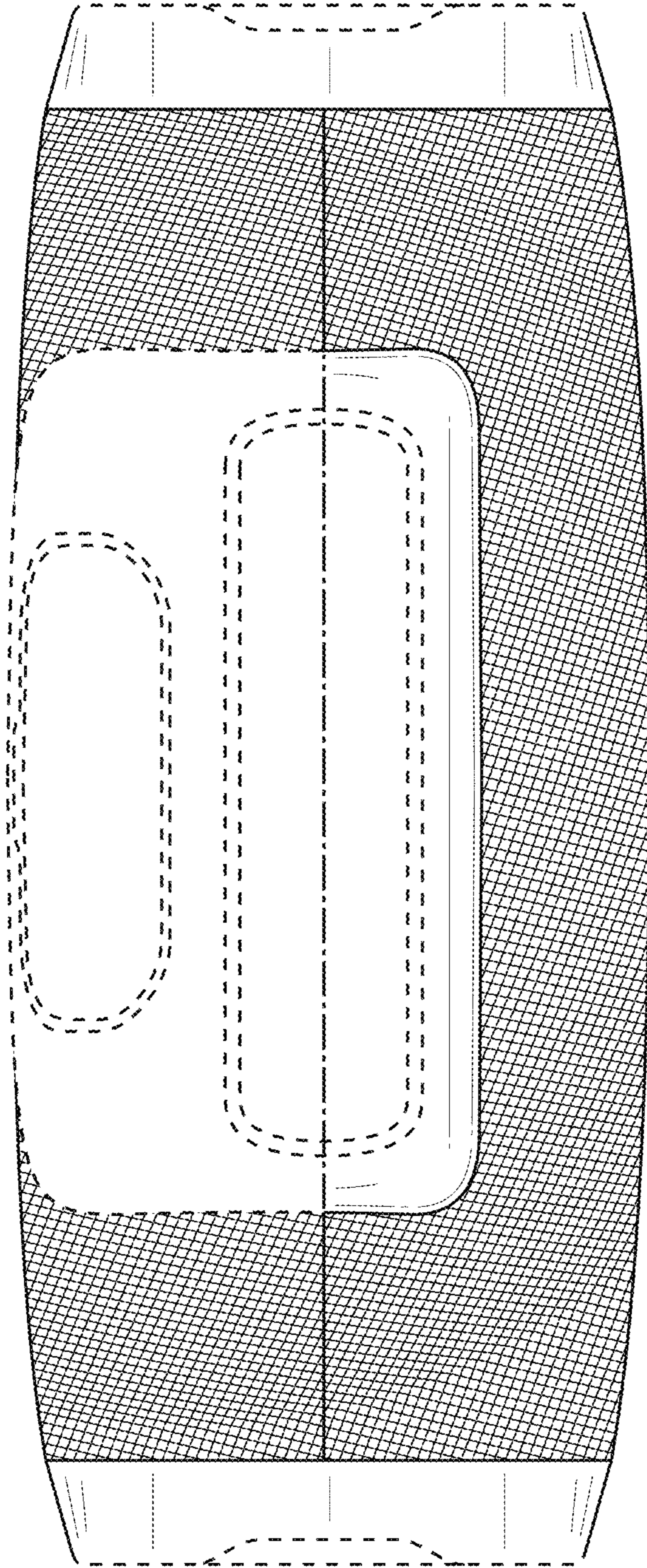


**FIG. 5**



**FIG. 6**





**FIG. 7**